

THE 2024 COLLECTION

P R O

F E S

S I O

N A L

ARKOSLIGHT

ARKOSLIGHT
THE 2024 PROFESSIONAL COLLECTION



40

ARKOSLIGHT
40TH ANNIVERSARY

Arkoslight cumple cuarenta años, una historia prendida por una pasión que nos hace más capaces y soñadores con el tiempo. En 1984, José Luís Latrás inicia esta labor de resplandeciente eco en el presente basada en el diseño y la fabricación de luminarias de alta calidad. Consagrados al talento de arquitectos y creadores, nuestros productos velan por la armonía y el bienestar en la arquitectura que habitamos. Y la luz, su hermoso lenguaje bien tratado, siempre es la respuesta. LIGHT&LIFE

Arkoslight celebrates its fortieth anniversary, a story ignited by a passion that makes us more capable and dreamers with time. In 1984, José Luís Latrás began this work of resplendent echo in the present based on the design and manufacture of high-quality luminaires. Dedicated to the talent of architects and creators, our products ensure harmony and well-being in the architecture we inhabit. And light, its beautiful and well-treated language, is always the answer. LIGHT&LIFE

Arkoslight fête son quarantième anniversaire, une histoire enflammée par une passion qui nous rend plus capables et plus rêveurs avec le temps. C'est en 1984 que José Luís Latrás a commencé cette démarche basée sur la conception et la fabrication de luminaires de haute qualité, et qui trouve un écho resplendissant dans le présent. Dédiés au talent des architectes et des créateurs, nos produits assurent l'harmonie et le bien-être de l'architecture que nous habitons. Et la lumière, grâce à son langage beau et bien traité, est toujours une valeur ajoutée. LIGHT&LIFE


Arkoslight compie quarant'anni, una storia accesa da una passione che ci rende più capaci e sognatori col passare del tempo. Nel 1984, José Luís Latrás inizia questa attività di eco splendente nel presente basata sul design e sulla produzione di illuminazione di alta qualità. Dedicati al talento di architetti e creatori, i nostri prodotti vegliano sull'armonia e sul benessere nell'architettura che abitiamo. E la luce, il suo bel linguaggio ben trattato, è sempre la risposta. LIGHT&LIFE

Arkoslight feiert sein vierzigjähriges Bestehen, eine Geschichte, entfacht von einer Leidenschaft, die uns im Laufe der Zeit fähiger und träumerischer macht. Im Jahr 1984 startete José Luís Latrás dieses Werk, welches in der Gegenwart ein strahlendes Echo erhält, basierend auf dem Design und der Herstellung hochwertiger Leuchten. Unsere Produkte sind dem Talent von Architekten und Kreativen gewidmet und sorgen für Harmonie und Wohlbefinden in der Architektur, die wir bewohnen. Und das Licht, seine wunderschöne wohlbehandelte Sprache, ist immer die Antwort. LIGHT&LIFE

CEILING RECESSED




BLACK FOSTER_10 SHOT LIGHT_22 LENS LIGHT_34 BUDDY_36 SWAP_40 POINTER_51



LEX_52 DUOMO_58 PUCK RECESSED_59 ALASKA TRIMLESS_60 OLYMPIA_62 DEEP_63 DROP_64



STRAM_66 FOX_68 MIX_69 MADISON_70 QUAD_71 ESSENTIALS_72 POP UP_76



HIDDEN_77 TWIST_78 ORBITAL_80 WELLIT_86 HUBBLE_89 MAGNETIC COCO_90 MAGNETIC FLIP_91




MAGNETIC FIT_92 MAGNETIC IO MICRO_93 MAGNETIC PLUS MICRO_94 MAGNETIC TOP MICRO_94 MAGNETIC SIX XS_95 FLIP RECESSED_96 SIX RECESSED_97



FIT RECESSED_100 PLUS RECESSED_101 BLACK FOSTER SURFACE_104 SHOT LIGHT SURFACE_110 SCOPE SURFACE_113 TOP_114



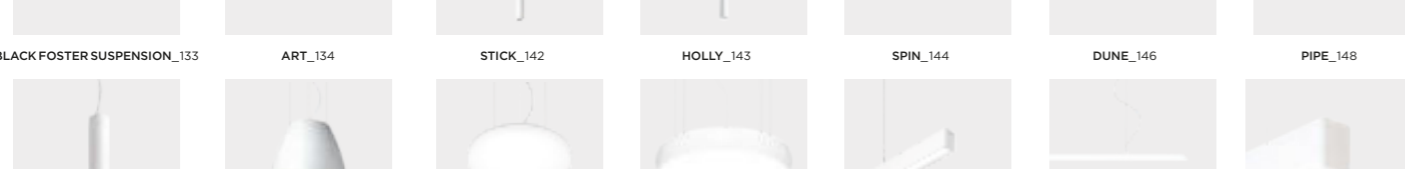
PUCK_116 STRAM SURFACE_117 ORBITAL SURFACE_118 VOLA_120 SKY_120 DRUM_121 FIFTY+ SURFACE_122



FLIP SURFACE_123 FIT SURFACE_124 IO SURFACE_126 ZEN TUBE SURFACE_127 ALASKA_130 LOOP_132




BLACK FOSTER SUSPENSION_133 ART_134 STICK_142 HOLLY_143 SPIN_144 DUNE_146 PIPE_148

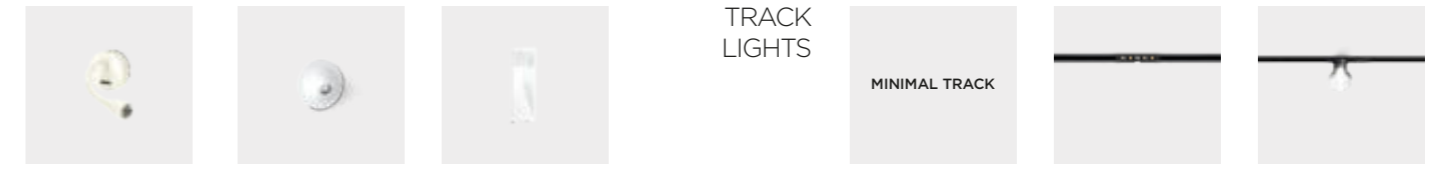


SCOPE_149 SALT_150 VOLA SUSPENSION_152 DRUM SUSPENSION_153 LINE SUSPENSION_154 SLIMGOT_157 FIFTY+ SUSPENSION_158

WALL, FLOOR & PORTABLE




STANDUP_162 UP_163 YORU_164 LIP_165 AURAE_165 REC_166



DREAM_169 RHINO_170 WALLY_171 TRACK LIGHTS MINIMAL TRACK BLACK FOSTER MICRO 24V_180 ALASKA 24V_181



TOP MICRO 24V_181 PLUS MICRO 24V_182 SIX XS 24V_182 LINE MICRO 24V_183 IO MICRO 24V_183 FIT 24V_184 STICK 22 24V_185




TRACK 48V SIX 48V_194 FIT 48V_197 PLUS 48V_201 IO 48V_202 ZEN TUBE 48V_203 COCO 48V_204




FLIP 48V_206 BLACK FOSTER 48V_207 LINE 48V_209 TOP 48V_210 WIZ 48V_212 SPIN 48V_213 STICK 48V_214



HOLLY 48V_215 TRACK 1L IO_220 PLUS MINI 1L_221 FIT 651L_221 TRACK 3L SIX_226



FIT_228 PLUS_229 ZEN TUBE_230 THOR_231 CUSTOM SYSTEMS FANCY SHAPE TOP FANCY SHAPE_236



STICK FANCY SHAPE_237 ALASKA FANCY SHAPE_238 SPIN FANCY SHAPE_240 HOLLY FANCY SHAPE_241 OTHER CUSTOM SYSTEMS BLACK FOSTER CUSTOM_242 BRIGHT LINE_258



FIFTY+ CUSTOM_261 OUTDOOR SKIP_266 YORU SPIKE_267 STEP_268 DARK_270



LARK-111_274 LARK_275 TRIMLESS TOOL_276 WIRE TRIMLESS_278 ACCESSORIES

LARK & ACCESSORIES

LIGHT &
EXPLORE




03



09



12




15




04




06




10



13




16



01



07



17



02



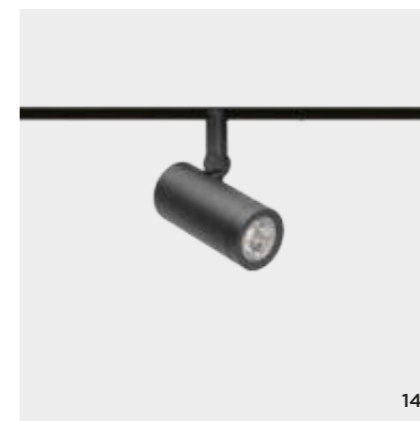
05



08



11




14

01_BLACK FOSTER S P.20 · 02_BLACK FOSTER TILT P.15 · 03_SHOT LIGHT S SEMI RECESSED P.28 · 04_SHOT LIGHT S FLEX P.29 · 05_BUDDY P.36 · 06_MAGNETIC FLIP P.91 · 07_MAGNETIC COCO P.90 · 08_FLIP RECESSED P.96 · 09_SHOT LIGHT S SURFACE P.110/112 · 10_BLACK FOSTER SURFACE REMOTE P.108 · 11_DUNE P.146 · 12_PIPE P.148 · 13_STANDUP P.162 · 14_COCO 48V P.204 · 15_FLIP 48V P.206 · 16_BLACK FOSTER 48V TILT P.207 · 17_SKIP P.266


BLACK FOSTER_10
SHOT LIGHT_22
LENS LIGHT_34
BUDDY_36
SWAP_40
POINTER_51
LEX_52
DUOMO_58
PUCK RECESSED_59
ALASKA TRIMLESS_60
OLYMPIA_62
DEEP_63
DROP_64
STRAM_66
FOX_68
MIX_69
MADISON_70
QUAD_71
ESSENTIALS_72
POP UP_76
HIDDEN_77
TWIST_78
ORBITAL_80
WELLIT_86
HUBBLE_89
MAGNETIC SYSTEM_90
FLIP RECESSED_96
SIX RECESSED_97
FIT RECESSED_100
PLUS RECESSED_101

CEILING RECESSED

BLACK FOSTER



MORE INFO >>





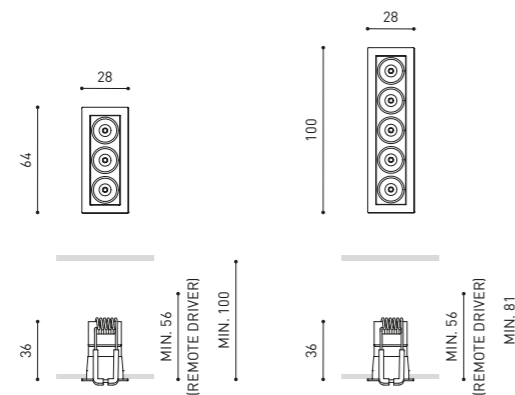
MORE INFO >>

		P	CCT	I	Flux	LOR
BLACK FOSTER MICRO Recessed 3	A414-10- 0-0- N	4,2W	2700K	500mA	465 lm	87%
	A414-10- 0-1- N	4,2W	3000K	500mA	480 lm	87%
	A414-10- 0-2- N	4,2W	4000K	500mA	510 lm	87%


220 V~ | 240 | IP20 | CRI>90 | L90B10 >60.000h | MacAdam Step 3 | OPTIONS* | INCL | 24 X 60 | UGR <19 | 37°

		P	CCT	I	Flux	LOR
BLACK FOSTER MICRO Recessed 5	A414-20- 0-0- N	7W	2700K	500mA	775 lm	87%
	A414-20- 0-1- N	7W	3000K	500mA	800 lm	87%
	A414-20- 0-2- N	7W	4000K	500mA	850 lm	87%

220 V~ | 240 | IP20 | CRI>90 | L90B10 >60.000h | MacAdam Step 3 | OPTIONS* | INCL | 24 X 96 | UGR <19 | 37°



MORE INFO >>



MORE INFO >>

Black Foster Surface_P104
 Black Foster Suspension_P133
 Extended Family
 Black Foster Micro 24V_P180
 Black Foster 48V_P207
 Black Foster Custom_P242

		P	CCT	I	Flux	LOR
BLACK FOSTER MICRO Recessed 2x2	A414-30- 0-0- N	5,6W	2700K	500mA	620 lm	87%
	A414-30- 0-1- N	5,6W	3000K	500mA	640 lm	87%
	A414-30- 0-2- N	5,6W	4000K	500mA	680 lm	87%

220 V~ | 240 | IP20 | CRI>90 | L90B10 >60.000h | MacAdam Step 3 | OPTIONS* | INCL | 42 X 42 | UGR <19 | 37°

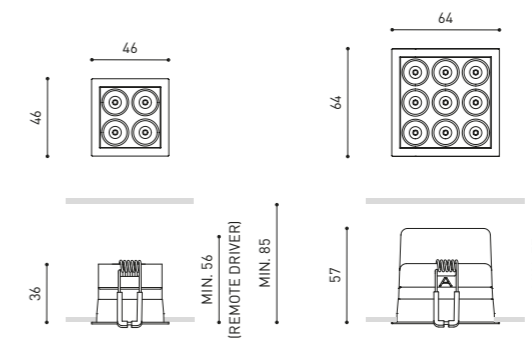
		P	CCT	I	Flux	LOR
BLACK FOSTER MICRO Recessed 3x3	A414-40- 0-0- N	12,6W	2700K	500mA	1395 lm	87%
	A414-40- 0-1- N	12,6W	3000K	500mA	1440 lm	87%
	A414-40- 0-2- N	12,6W	4000K	500mA	1530 lm	87%

220 V~ | 240 | IP20 | CRI>90 | L90B10 >60.000h | MacAdam Step 3 | OPTIONS* | INCL | 60 X 60 | UGR <19 | 37°


Ⓜ OPTIONS*

- 1 No DIM
- 2 DIM DALI
- 3 DIM PUSH

DIM PHASE CUT & OTHER DIM OPTIONS
PLEASE CONSULT



BLACK FOSTER



MORE INFO >>

		P	CCT	Beam	I	Flux	LOR
BLACK FOSTER Recessed 1	A319-10- 00 -0- N W WN NMG	2,1W	2700K	38°	700mA	190 lm	92%
	A319-10- 00 -1- N W WN NMG	2,1W	3000K	38°	700mA	210 lm	92%
	A319-10- 00 -2- N W WN NMG	2,1W	4000K	38°	700mA	250 lm	92%
	A319-11- 00 -0- N WN NMG	2,1W	2700K	19°	700mA	190 lm	90%
	A319-11- 00 -1- N WN NMG	2,1W	3000K	19°	700mA	210 lm	90%
	A319-11- 00 -2- N WN NMG	2,1W	4000K	19°	700mA	250 lm	90%

220 V~ | IP20 | CRI>90 | L90B10 > 102.000h



MORE INFO >>

		P	CCT	Beam	I	Flux	LOR
BLACK FOSTER Recessed 2	A319-20- 00 -0- N W WN NMG	4,2W	2700K	38°	700mA	380 lm	92%
	A319-20- 00 -1- N W WN NMG	4,2W	3000K	38°	700mA	420 lm	92%
	A319-20- 00 -2- N W WN NMG	4,2W	4000K	38°	700mA	500 lm	92%
	A319-21- 00 -0- N WN NMG	4,2W	2700K	19°	700mA	380 lm	90%
	A319-21- 00 -1- N WN NMG	4,2W	3000K	19°	700mA	420 lm	90%
	A319-21- 00 -2- N WN NMG	4,2W	4000K	19°	700mA	500 lm	90%

220 V~ | IP20 | CRI>90 | L90B10 > 102.000h



MORE INFO >>

		P	CCT	Beam	I	Flux	LOR
BLACK FOSTER Recessed 3	A319-30- 00 -0- N W WN NMG	6,3W	2700K	38°	700mA	570 lm	92%
	A319-30- 00 -1- N W WN NMG	6,3W	3000K	38°	700mA	630 lm	92%
	A319-30- 00 -2- N W WN NMG	6,3W	4000K	38°	700mA	750 lm	92%
	A319-31- 00 -0- N WN NMG	6,3W	2700K	19°	700mA	570 lm	90%
	A319-31- 00 -1- N WN NMG	6,3W	3000K	19°	700mA	630 lm	90%
	A319-31- 00 -2- N WN NMG	6,3W	4000K	19°	700mA	750 lm	90%

220 V~ | IP20 | CRI>90 | L90B10 > 102.000h



00	*OPTIONS
1	No DIM
2	DIM Push
4	DIM DALI

DIM PHASE CUT & OTHER DIM OPTIONS PLEASE CONSULT

FINISHING	Body	Lampshade
N	N ■	N ■
W	W □	W □
WN	W □	N ■
NMG	N ■	MG ■

COLOUR | N ■ | W □ | WN □ | NMG ■ | MATERIAL | AL | ABS+PC | RAL ⓘ » 312

"THE INVISIBLE BLACK" IS ONLY AVAILABLE FOR N, WN & NMG COLOURS

Ⓢ & Ⓜ » 288



MORE INFO >>

		P	CCT	Beam	I	Flux	LOR
BLACK FOSTER Recessed 5	A319-40- 00 -0- N W WN NMG	10,5W	2700K	38°	700mA	950 lm	92%
	A319-40- 00 -1- N W WN NMG	10,5W	3000K	38°	700mA	1050 lm	92%
	A319-40- 00 -2- N W WN NMG	10,5W	4000K	38°	700mA	1250 lm	92%
	A319-41- 00 -0- N WN NMG	10,5W	2700K	19°	700mA	950 lm	90%
	A319-41- 00 -1- N WN NMG	10,5W	3000K	19°	700mA	1050 lm	90%
	A319-41- 00 -2- N WN NMG	10,5W	4000K	19°	700mA	1250 lm	90%

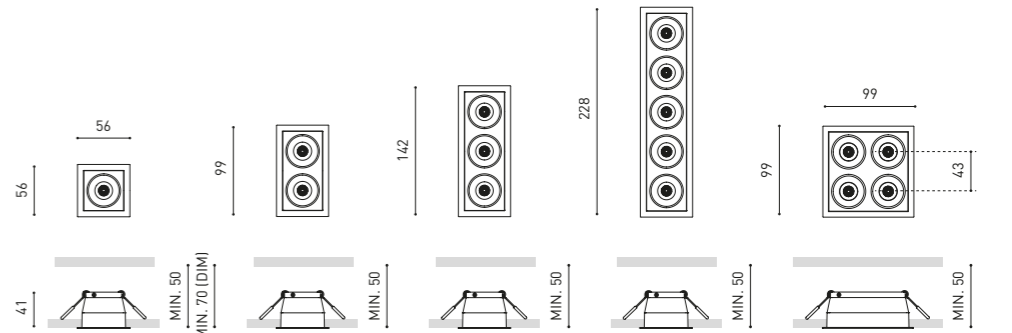
220 V~ | IP20 | CRI>90 | L90B10 > 102.000h



MORE INFO >>

		P	CCT	Beam	I	Flux	LOR
BLACK FOSTER Recessed 2x2	A319-50- 00 -0- N W WN	8,4W	2700K	38°	700mA	760 lm	92%
	A319-50- 00 -1- N W WN	8,4W	3000K	38°	700mA	840 lm	92%
	A319-50- 00 -2- N W WN	8,4W	4000K	38°	700mA	1000 lm	92%
	A319-51- 00 -0- N WN	8,4W	2700K	19°	700mA	760 lm	90%
	A319-51- 00 -1- N WN	8,4W	3000K	19°	700mA	840 lm	90%
	A319-51- 00 -2- N WN	8,4W	4000K	19°	700mA	1000 lm	90%

220 V~ | IP20 | CRI>90 | L90B10 > 102.000h




COLOUR | N ■ | W □ | WN □ | NMG ■ | MATERIAL | AL | ABS+PC | RAL ⓘ » 312

"THE INVISIBLE BLACK" IS ONLY AVAILABLE FOR N, WN & NMG COLOURS

Ⓢ & Ⓜ » 288



BLACK FOSTER



MORE INFO >>



MORE INFO >>



MORE INFO >>

	P	CCT	I	Flux	LOR	
BLACK FOSTER Asymmetric Recessed 2	A374-20- 0- N WN	4,2W	2700K	700mA	380 lm	90%
	A374-20- 1- N WN	4,2W	3000K	700mA	420 lm	90%
	A374-20- 2- N WN	4,2W	4000K	700mA	500 lm	90%

220-240 V~ | IP20 | CRI>90 | L90B10 > 102.000h



	P	CCT	I	Flux	LOR	
BLACK FOSTER Asymmetric Recessed 3	A374-30- 0- N WN	6,3W	2700K	700mA	570 lm	90%
	A374-30- 1- N WN	6,3W	3000K	700mA	630 lm	90%
	A374-30- 2- N WN	6,3W	4000K	700mA	750 lm	90%

220-240 V~ | IP20 | CRI>90 | L90B10 > 102.000h



	P	CCT	I	Flux	LOR	
BLACK FOSTER Asymmetric Recessed 5	A374-40- 0- N WN	10,5W	2700K	700mA	950 lm	90%
	A374-40- 1- N WN	10,5W	3000K	700mA	1050 lm	90%
	A374-40- 2- N WN	10,5W	4000K	700mA	1250 lm	90%

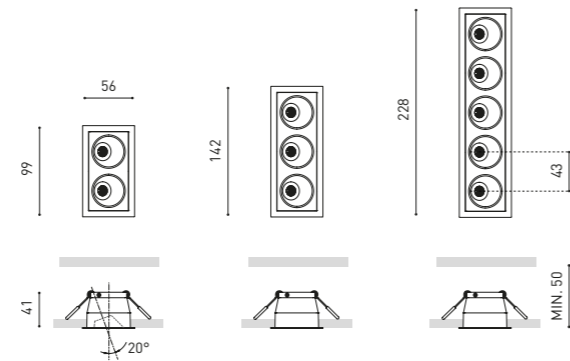
220-240 V~ | IP20 | CRI>90 | L90B10 > 102.000h



*OPTIONS		
1	No DIM	
2	DIM Push	
4	DIM DALI	

DIM PHASE CUT & OTHER DIM OPTIONS PLEASE CONSULT


FINISHING	Body	Lampshade
N	N ■	N ■
WN	W □	N ■



COLOUR | N ■ | WN □ | MATERIAL | AL | ABS+PC |

RAL ⓘ » 312

Ⓢ & Ⓜ » 288



MORE INFO >>



	P	CCT	Beam	I	Flux	LOR	
BLACK FOSTER Tilt 5	A479-40- 0- NT WT NTMG	10,5W	2700K	38°	700mA	950 lm	92%
	A479-40- 1- NT WT NTMG	10,5W	3000K	38°	700mA	1050 lm	92%
	A479-40- 2- NT WT NTMG	10,5W	4000K	38°	700mA	1250 lm	92%
	A479-41- 0- NT WT NTMG	10,5W	2700K	19°	700mA	950 lm	90%
	A479-41- 1- NT WT NTMG	10,5W	3000K	19°	700mA	1050 lm	90%
	A479-41- 2- NT WT NTMG	10,5W	4000K	19°	700mA	1250 lm	90%

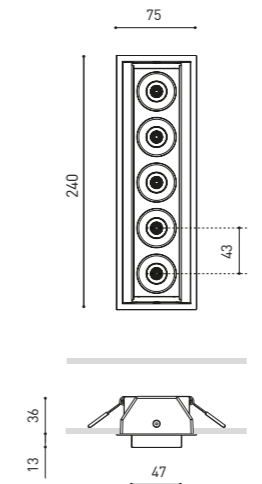
220-240 V~ | IP20 | CRI>90 | L90B10 > 102.000h



*OPTIONS	
1	No DIM
2	DIM DALI
3	DIM Push

DIM PHASE CUT & OTHER DIM OPTIONS PLEASE CONSULT

FINISHING	Body	Tilt Profile	Lampshade
NT	NT ■	NT ■	N ■
WT	WT □	WT □	N ■
NTMG	NT ■	NT ■	MG ■




COLOUR | NT ■ | WT □ | NTMG ■ | MATERIAL | AL | ABS+PC |

RAL ⓘ » 312








Ⓢ & Ⓜ » 288


BLACK FOSTER



MORE INFO >>








		P	CCT	I	Flux
BLACK FOSTER Trimless 1	A318-1- ○ - ○ -0- N NMG	2,1W	2700K	700mA	190 lm
	A318-1- ○ - ○ -1- N NMG	2,1W	3000K	700mA	210 lm
	A318-1- ○ - ○ -2- N NMG	2,1W	4000K	700mA	250 lm

220 V~ |  IP20 | CRI>90 | L90B10 > 102.000h
 MacAdam Step 3 |  OPTIONS* |  INCL |  50 X 50 |  UGR <19 |  38° / 19°



MORE INFO >>








		P	CCT	I	Flux
BLACK FOSTER Trimless 2	A318-2- ○ - ○ -0- N NMG	4,2W	2700K	700mA	380 lm
	A318-2- ○ - ○ -1- N NMG	4,2W	3000K	700mA	420 lm
	A318-2- ○ - ○ -2- N NMG	4,2W	4000K	700mA	500 lm


220 V~ |  IP20 | CRI>90 | L90B10 > 102.000h
 MacAdam Step 3 |  OPTIONS* |  INCL |  50 X 93 |  UGR <19 |  38° / 19°



MORE INFO >>








		P	CCT	I	Flux
BLACK FOSTER Trimless 3	A318-3- ○ - ○ -0- N NMG	6,3W	2700K	700mA	570 lm
	A318-3- ○ - ○ -1- N NMG	6,3W	3000K	700mA	630 lm
	A318-3- ○ - ○ -2- N NMG	6,3W	4000K	700mA	750 lm

220 V~ |  IP20 | CRI>90 | L90B10 > 102.000h
 MacAdam Step 3 |  OPTIONS* |  INCL |  50 X 136 |  UGR <19 |  38° / 19°



MORE INFO >>

		P	CCT	I	Flux
BLACK FOSTER Trimless 5	A318-4- ○ - ○ -0- N NMG	10,5W	2700K	700mA	950 lm
	A318-4- ○ - ○ -1- N NMG	10,5W	3000K	700mA	1050 lm
	A318-4- ○ - ○ -2- N NMG	10,5W	4000K	700mA	1250 lm

220 V~ |  IP20 | CRI>90 | L90B10 > 102.000h
 MacAdam Step 3 |  OPTIONS* |  INCL |  50 X 222 |  UGR <19 |  38° / 19°




COLOUR | N ■ | NMG ■■ | MATERIAL |  AL |  ABS+PC |

RAL  » 312








PLASTERBOARD CEILING, MANDATORY THICKNESS 12,5mm.


 &  » 288



MORE INFO >>








		P	CCT	I	Flux
BLACK FOSTER Trimless 10	A318-5- ○ - ○ -0- N NMG	21W	2700K	700mA	1900 lm
	A318-5- ○ - ○ -1- N NMG	21W	3000K	700mA	2100 lm
	A318-5- ○ - ○ -2- N NMG	21W	4000K	700mA	2500 lm

220 V~ |  IP20 | CRI>90 | L90B10 > 102.000h
 MacAdam Step 3 |  OPTIONS* |  INCL |  50 X 437 |  UGR <19 |  38° / 19°



MORE INFO >>

		P	CCT	I	Flux
BLACK FOSTER Trimless 15	A318-6- ○ - ○ -0- N NMG	31,5W	2700K	700mA	2850 lm
	A318-6- ○ - ○ -1- N NMG	31,5W	3000K	700mA	3150 lm
	A318-6- ○ - ○ -2- N NMG	31,5W	4000K	700mA	3750 lm

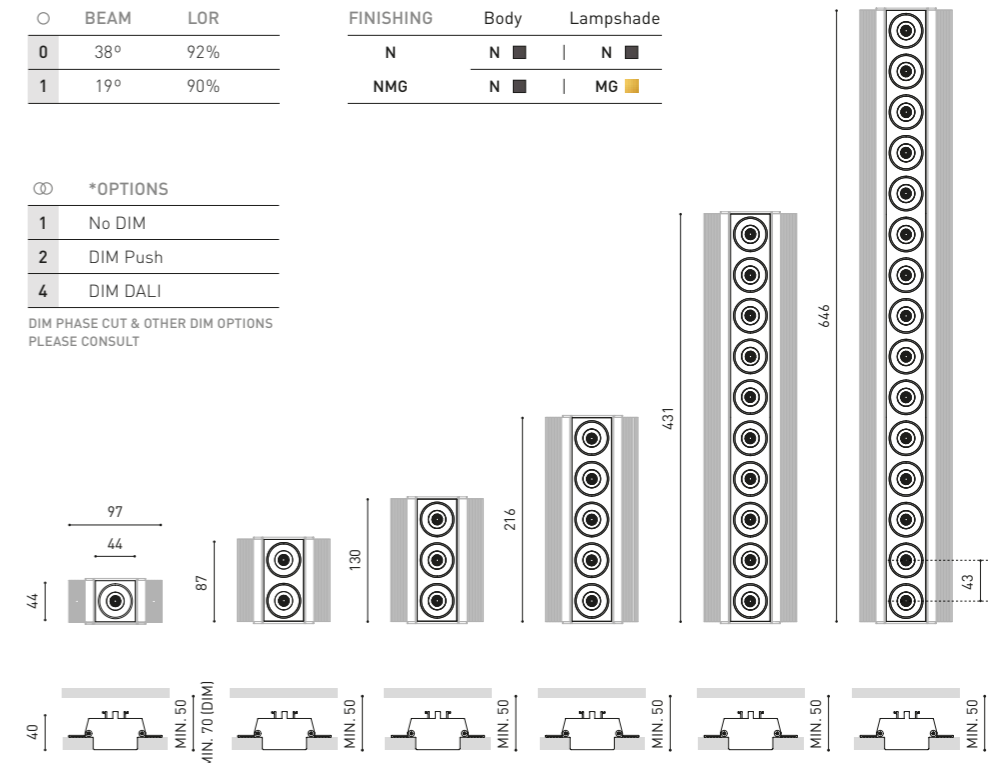
220 V~ |  IP20 | CRI>90 | L90B10 > 102.000h
 MacAdam Step 3 |  OPTIONS* |  INCL |  50 X 652 |  UGR <19 |  38° / 19°


○	BEAM	LOR	FINISHING	Body	Lampshade
0	38°	92%	N	N ■	N ■
1	19°	90%	NMG	N ■	MG ■■

⊙ *OPTIONS

1	No DIM
2	DIM Push
4	DIM DALI

DIM PHASE CUT & OTHER DIM OPTIONS PLEASE CONSULT



COLOUR | N ■ | NMG ■■ | MATERIAL |  AL |  ABS+PC |


RAL  » 312

PLASTERBOARD CEILING, MANDATORY THICKNESS 12,5mm.

 &  » 288



BLACK FOSTER



MORE INFO >>

		P	CCT	I	Flux	LOR
BLACK FOSTER Asymmetric Trimless 2	A373-20- ① -0- N	4,2W	2700K	700mA	380 lm	90%
	A373-20- ① -1- N	4,2W	3000K	700mA	420 lm	90%
	A373-20- ① -2- N	4,2W	4000K	700mA	500 lm	90%


220 V~ | IP20 | CRI>90 | L90B10 >102.000h



MORE INFO >>

		P	CCT	I	Flux	LOR
BLACK FOSTER Asymmetric Trimless 3	A373-30- ① -0- N	6,3W	2700K	700mA	570 lm	90%
	A373-30- ① -1- N	6,3W	3000K	700mA	630 lm	90%
	A373-30- ① -2- N	6,3W	4000K	700mA	750 lm	90%

220 V~ | IP20 | CRI>90 | L90B10 >102.000h



MORE INFO >>

		P	CCT	I	Flux	LOR
BLACK FOSTER Asymmetric Trimless 5	A373-40- ① -0- N	10,5W	2700K	700mA	950 lm	90%
	A373-40- ① -1- N	10,5W	3000K	700mA	1050 lm	90%
	A373-40- ① -2- N	10,5W	4000K	700mA	1250 lm	90%

220 V~ | IP20 | CRI>90 | L90B10 >102.000h



①	*OPTIONS
1	No DIM
2	DIM Push
4	DIM DALI

DIM PHASE CUT & OTHER DIM OPTIONS PLEASE CONSULT

COLOUR | N ■ | MATERIAL | AL | ABS+PC |

RAL ⓘ » 312

PLASTERBOARD CEILING, MANDATORY THICKNESS 12,5mm.


Ⓢ & ⓘ » 288



MORE INFO >>

		P	CCT	I	Flux	LOR
BLACK FOSTER Asymmetric Trimless 10	A373-50- ① -0- N	21W	2700K	700mA	1900 lm	90%
	A373-50- ① -1- N	21W	3000K	700mA	2100 lm	90%
	A373-50- ① -2- N	21W	4000K	700mA	2500 lm	90%

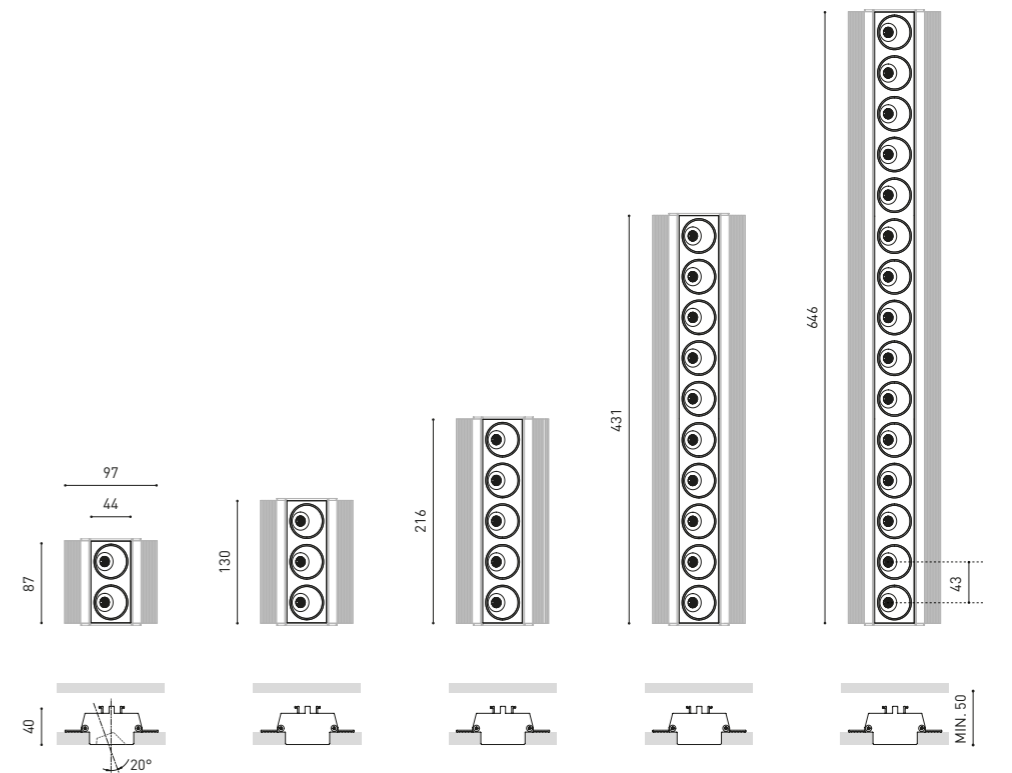
220 V~ | IP20 | CRI>90 | L90B10 >102.000h



MORE INFO >>

		P	CCT	I	Flux	LOR
BLACK FOSTER Asymmetric Trimless 15	A373-60- ① -0- N	31,5W	2700K	700mA	2850 lm	90%
	A373-60- ① -1- N	31,5W	3000K	700mA	3150 lm	90%
	A373-60- ① -2- N	31,5W	4000K	700mA	3750 lm	90%

220 V~ | IP20 | CRI>90 | L90B10 >102.000h




COLOUR | N ■ | MATERIAL | AL | ABS+PC |

RAL ⓘ » 312

PLASTERBOARD CEILING, MANDATORY THICKNESS 12,5mm.

Ⓢ & ⓘ » 288


BLACK FOSTER



MORE INFO >>

		P	CCT	Beam	I	Flux	LOR
BLACK FOSTER S Recessed 1	A484-1- 00-00- N WN	6W	2700K	18°	500mA	640 lm	89%
	A484-1- 00-01- N WN	6W	3000K	18°	500mA	670 lm	89%
	A484-1- 00-02- N WN	6W	4000K	18°	500mA	720 lm	89%
	A484-1- 00-10- N W WN	6W	2700K	40°	500mA	640 lm	89%
	A484-1- 00-11- N W WN	6W	3000K	40°	500mA	670 lm	89%
	A484-1- 00-12- N W WN	6W	4000K	40°	500mA	720 lm	89%

220 V~ | IP20 | CRI>90 | L80B10 > 60.000h



MORE INFO >>

		P	CCT	Beam	I	Flux	LOR
BLACK FOSTER S Recessed 2	A484-2- 00-00- N WN	12W	2700K	18°	500mA	1280 lm	89%
	A484-2- 00-01- N WN	12W	3000K	18°	500mA	1340 lm	89%
	A484-2- 00-02- N WN	12W	4000K	18°	500mA	1440 lm	89%
	A484-2- 00-10- N W WN	12W	2700K	40°	500mA	1280 lm	89%
	A484-2- 00-11- N W WN	12W	3000K	40°	500mA	1340 lm	89%
	A484-2- 00-12- N W WN	12W	4000K	40°	500mA	1440 lm	89%

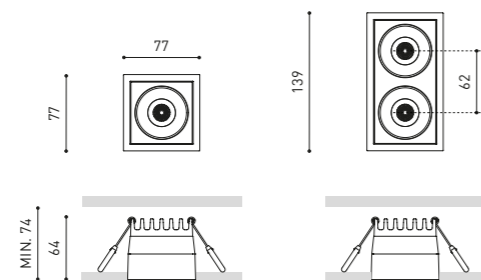
220 V~ | IP20 | CRI>90 | L80B10 > 60.000h



⊙	*OPTIONS
1	No DIM
2	DIM DALI
3	DIM Push

DIM PHASE CUT & OTHER DIM OPTIONS PLEASE CONSULT

FINISHING	Body	Lampshade
N	N ■	N ■
W	W □	W □
WN	W □	N ■



COLOUR | N ■ | W □ | WN ■

MATERIAL | AL | ABS+PC

RAL ⓘ » 312

"THE INVISIBLE BLACK" IS ONLY AVAILABLE FOR N & WN COLOURS


Ⓢ & Ⓜ » 288



MORE INFO >>

		P	CCT	Beam	I	Flux	LOR
BLACK FOSTER S Trimless 1	A485-1- 00-00- N	6W	2700K	18°	500mA	640 lm	89%
	A485-1- 00-01- N	6W	3000K	18°	500mA	670 lm	89%
	A485-1- 00-02- N	6W	4000K	18°	500mA	720 lm	89%
	A485-1- 00-10- N	6W	2700K	40°	500mA	640 lm	89%
	A485-1- 00-11- N	6W	3000K	40°	500mA	670 lm	89%
	A485-1- 00-12- N	6W	4000K	40°	500mA	720 lm	89%


220 V~ | IP20 | CRI>90 | L80B10 > 60.000h



MORE INFO >>

		P	CCT	Beam	I	Flux	LOR
BLACK FOSTER S Trimless 2	A485-2- 00-00- N	12W	2700K	18°	500mA	1280 lm	89%
	A485-2- 00-01- N	12W	3000K	18°	500mA	1340 lm	89%
	A485-2- 00-02- N	12W	4000K	18°	500mA	1440 lm	89%
	A485-2- 00-10- N	12W	2700K	40°	500mA	1280 lm	89%
	A485-2- 00-11- N	12W	3000K	40°	500mA	1340 lm	89%
	A485-2- 00-12- N	12W	4000K	40°	500mA	1440 lm	89%

220 V~ | IP20 | CRI>90 | L80B10 > 60.000h



MORE INFO >>

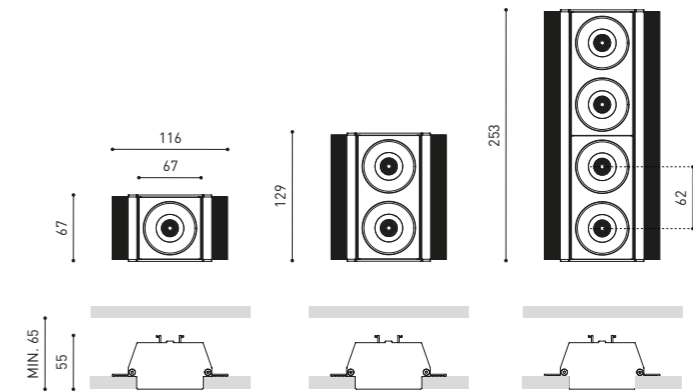
		P	CCT	Beam	I	Flux	LOR
BLACK FOSTER S Trimless 4	A485-4- 00-00- N	24W	2700K	18°	500mA	2560 lm	89%
	A485-4- 00-01- N	24W	3000K	18°	500mA	2680 lm	89%
	A485-4- 00-02- N	24W	4000K	18°	500mA	2880 lm	89%
	A485-4- 00-10- N	24W	2700K	40°	500mA	2560 lm	89%
	A485-4- 00-11- N	24W	3000K	40°	500mA	2680 lm	89%
	A485-4- 00-12- N	24W	4000K	40°	500mA	2880 lm	89%

220 V~ | IP20 | CRI>90 | L80B10 > 60.000h



⊙	*OPTIONS
1	No DIM
2	DIM DALI
3	DIM Push

DIM PHASE CUT & OTHER DIM OPTIONS PLEASE CONSULT



COLOUR | N ■

MATERIAL | AL | ABS+PC

RAL ⓘ » 312

PLASTERBOARD CEILING, MANDATORY THICKNESS 12,5mm.

Ⓢ & Ⓜ » 288

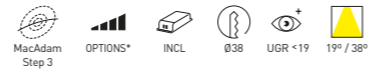
SHOT LIGHT



MORE INFO >>

		P	CCT	Beam	I	Flux	LOR
SHOT LIGHT	A268-01-10- N NMG WMG	2,1W	2700K	19°	700mA	190 lm	90%
	A268-01-11- N NMG WMG	2,1W	3000K	19°	700mA	210 lm	90%
	A268-01-12- N NMG WMG	2,1W	4000K	19°	700mA	250 lm	90%
	A268-01-20- N NMG WMG	2,1W	2700K	38°	700mA	190 lm	92%
	A268-01-21- N NMG WMG	2,1W	3000K	38°	700mA	210 lm	92%
	A268-01-22- N NMG WMG	2,1W	4000K	38°	700mA	250 lm	92%

220-240 V~ | IP20 | CRI>90 | L90B10 >102.000h



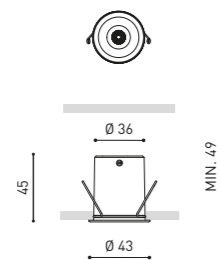
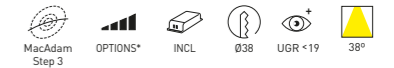
Extended Family
Shot Light Surface_P.110



MORE INFO >>

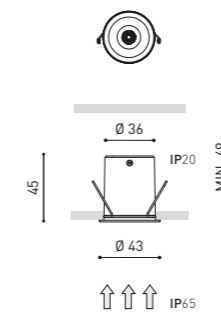
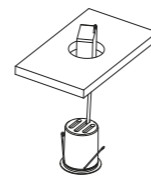
		P	CCT	Beam	I	Flux	LOR
SHOT LIGHT	A268-02-20- N W NMG WMG	2,1W	2700K	38°	700mA	190 lm	86%
IP65	A268-02-21- N W NMG WMG	2,1W	3000K	38°	700mA	210 lm	86%
	A268-02-22- N W NMG WMG	2,1W	4000K	38°	700mA	250 lm	86%

220-240 V~ | IP65 | CRI>90 | L90B10 >102.000h



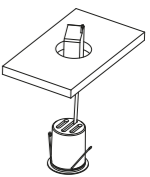
EASY INSTALLATION

DRIVER FITS INTO CUT-OUT DIAMETER



EASY INSTALLATION

DRIVER FITS INTO CUT-OUT DIAMETER



COLOUR | N ■ | NMG ■■ | WMG □□

MATERIAL | AL | ABS+PC

RAL ⓘ » 312

* DIM OPTIONS PLEASE CONSULT

Ⓜ & Ⓜ » 288



COLOUR | N ■ | W □ | NMG ■■ | WMG □□


MATERIAL | AL | ABS+PC

RAL ⓘ » 312

* DIM OPTIONS PLEASE CONSULT | "THE INVISIBLE BLACK" IS ONLY AVAILABLE FOR N, NMG & WMG COLOURS

Ⓜ & Ⓜ » 288

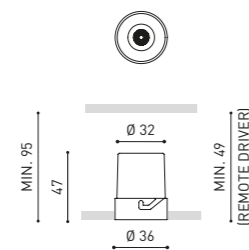
SHOT LIGHT



MORE INFO >>

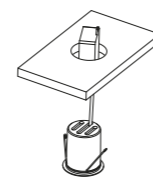
		P	CCT	Beam	I	Flux	LOR
SHOT LIGHT Trimless	A269-01-10- N NMG	2,1W	2700K	19°	700mA	190 lm	90%
	A269-01-11- N NMG	2,1W	3000K	19°	700mA	210 lm	90%
	A269-01-12- N NMG	2,1W	4000K	19°	700mA	250 lm	90%
	A269-01-20- N W NMG	2,1W	2700K	38°	700mA	190 lm	92%
	A269-01-21- N W NMG	2,1W	3000K	38°	700mA	210 lm	92%
	A269-01-22- N W NMG	2,1W	4000K	38°	700mA	250 lm	92%

220
240 V~ | IP20 | CRI>90 | L90B10
>102.000h



EASY INSTALLATION

DRIVER FITS INTO
CUT-OUT DIAMETER



COLOUR | N ■ | W □ | NMG ■ ■

MATERIAL | AL | ABS+PC

RAL ⓘ » 312

* DIM OPTIONS PLEASE CONSULT | "THE INVISIBLE BLACK" IS ONLY AVAILABLE FOR N & NMG COLOURS

Ⓜ & Ⓜ » 288



ACCESSORIES**

MANDATORY FOR TRIMLESS INSTALLATION

SHOT LIGHT Trimless Accessory

A269-00-00



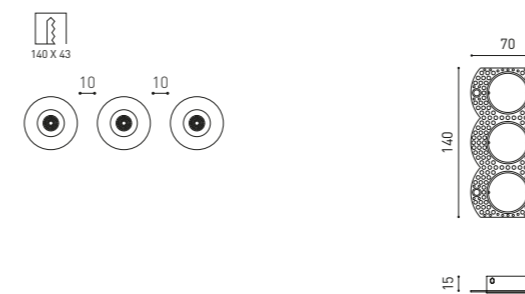
SHOT LIGHT Trimless Accessory 2

A269-00-01



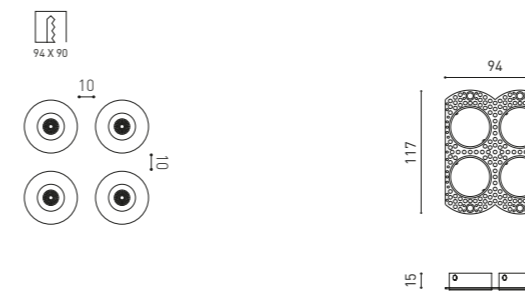
SHOT LIGHT Trimless Accessory 3

A269-00-02



SHOT LIGHT Trimless Accessory 2x2

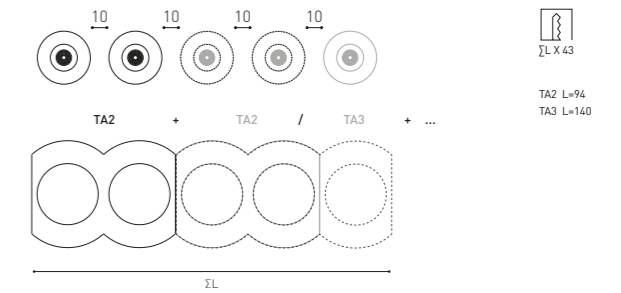
A269-00-03



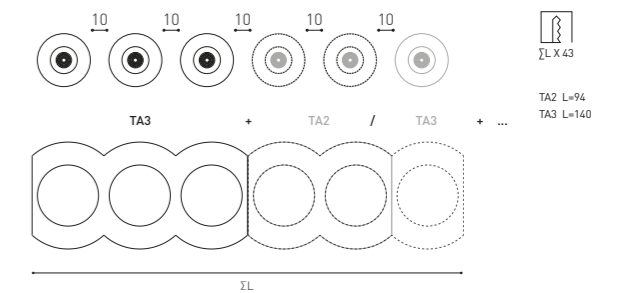
CUSTOM LAYOUT EXAMPLES

FOR EQUIDISTANT COMPOSITIONS

Trimless Accessory 2 + Trimless Accessory 2 / Trimless Accessory 3

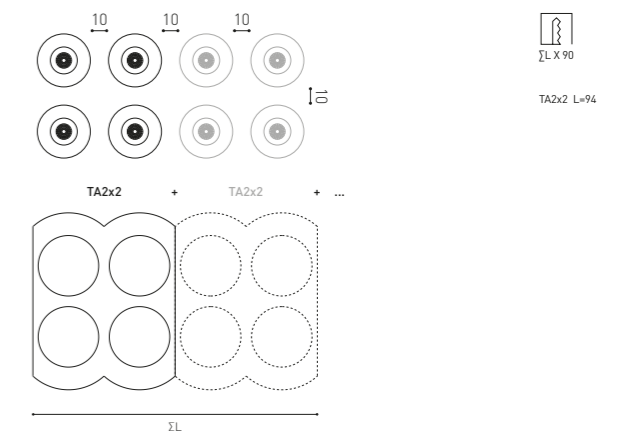


Trimless Accessory 3 + Trimless Accessory 2 / Trimless Accessory 3



Trimless Accessory 2x2 + Trimless Accessory 2x2

THE "TA2X2" FRAME IS ONLY COMPATIBLE WITH FURTHER "TA2X2" FRAMES



OPTIONAL ACCESSORY

TRIMLESS TOOL D43 X D70MM

A478-00-02



SHOT LIGHT



MORE INFO >>

		P	CCT	Beam	I	Flux	LOR
SHOT LIGHT S	A462-0- ① -00- N NMG WMG	6W	2700K	18°	500mA	640 lm	89%
	A462-0- ① -01- N NMG WMG	6W	3000K	18°	500mA	670 lm	89%
	A462-0- ① -02- N NMG WMG	6W	4000K	18°	500mA	720 lm	89%
	A462-0- ① -10- N NMG WMG	6W	2700K	40°	500mA	640 lm	89%
	A462-0- ① -11- N NMG WMG	6W	3000K	40°	500mA	670 lm	89%
	A462-0- ① -12- N NMG WMG	6W	4000K	40°	500mA	720 lm	89%

220 V~ | IP20 | CRI>90 | L80B10 >60.000h



		P	CCT	Beam	I	Flux	LOR
SHOT LIGHT S IP65	A462-1- ① -10- N W NMG WMG	6W	2700K	40°	500mA	640 lm	84%
	A462-1- ① -11- N W NMG WMG	6W	3000K	40°	500mA	670 lm	84%
	A462-1- ① -12- N W NMG WMG	6W	4000K	40°	500mA	720 lm	84%

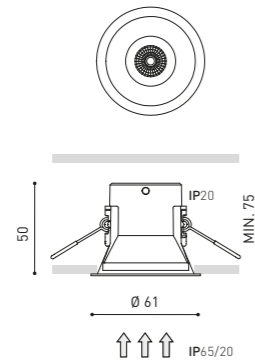
220 V~ | IP65 | CRI>90 | L80B10 >60.000h



*OPTIONS

1	No DIM
2	DIM DALI
3	DIM Push

DIM PHASE CUT & OTHER DIM OPTIONS
PLEASE CONSULT




COLOUR | N ■ | W □ | NMG ■■ | WMG □□

MATERIAL | AL | ABS+PC

RAL ⓘ » 312

COLOURS MAY AFFECT THE LIGHTING PARAMETERS
"THE INVISIBLE BLACK" IS ONLY AVAILABLE FOR N, NMG & WMG COLOURS

Ⓢ & Ⓜ » 288



MORE INFO >>

		P	CCT	Beam	I	Flux	LOR
SHOT LIGHT S Trimless	A463-0- ① -00- N NMG	6W	2700K	18°	500mA	640 lm	89%
	A463-0- ① -01- N NMG	6W	3000K	18°	500mA	670 lm	89%
	A463-0- ① -02- N NMG	6W	4000K	18°	500mA	720 lm	89%
	A463-0- ① -10- N W NMG	6W	2700K	40°	500mA	640 lm	89%
	A463-0- ① -11- N W NMG	6W	3000K	40°	500mA	670 lm	89%
	A463-0- ① -12- N W NMG	6W	4000K	40°	500mA	720 lm	89%

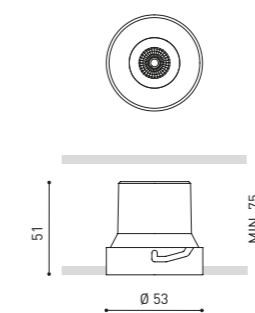
220 V~ | IP20 | CRI>90 | L80B10 >60.000h



*OPTIONS

1	No DIM
2	DIM DALI
3	DIM Push

DIM PHASE CUT & OTHER DIM OPTIONS
PLEASE CONSULT



COLOUR | N ■ | W □ | NMG ■■

MATERIAL | AL | ABS+PC

RAL ⓘ » 312

COLOURS MAY AFFECT THE LIGHTING PARAMETERS
"THE INVISIBLE BLACK" IS ONLY AVAILABLE FOR N & NMG COLOURS

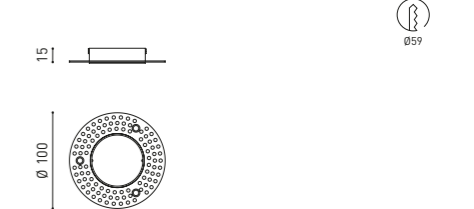
Ⓢ & Ⓜ » 288



ACCESSORY

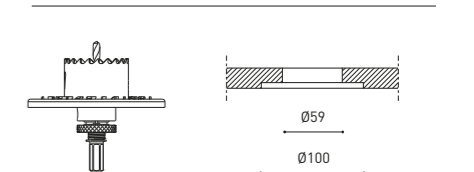
SHOT LIGHT S Trimless Accessory** A463-00-00

** MANDATORY FOR INSTALLATION




OPTIONAL ACCESSORY

TRIMLESS TOOL D59 X D100mm A478-00-03



SHOT LIGHT



MORE INFO >>

	P	CCT	Beam	I	Flux	LOR
SHOT LIGHT S Semi Recessed	A495-0- 00-00- WT NT BG CR NTMG	6W	2700K	18°	500mA	640 lm 89%
	A495-0- 00-01- WT NT BG CR NTMG	6W	3000K	18°	500mA	670 lm 89%
	A495-0- 00-02- WT NT BG CR NTMG	6W	4000K	18°	500mA	720 lm 89%
	A495-0- 00-10- WT NT BG CR NTMG WTW	6W	2700K	40°	500mA	640 lm 89%
	A495-0- 00-11- WT NT BG CR NTMG WTW	6W	3000K	40°	500mA	670 lm 89%
	A495-0- 00-12- WT NT BG CR NTMG WTW	6W	4000K	40°	500mA	720 lm 89%

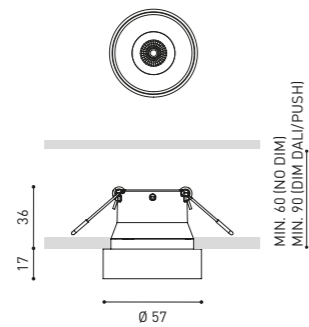
220-240 V~ | IP20 | CRI>90 | L80B10 >60.000h



Ⓞ	*OPTIONS
1	No DIM
2	DIM DALI
3	DIM Push

DIM PHASE CUT & OTHER DIM OPTIONS PLEASE CONSULT

FINISHING	Body	Lampshade
WT	WT □	N ■
NT	NT ■	N ■
BG	BG ■	N ■
CR	CR ■	N ■
NTMG	NT ■	MG ■
WTW	WT □	W □



WTW



WT



NT




NTMG



CR



BG



MORE INFO >>

	P	CCT	Beam	I	Flux	LOR
SHOT LIGHT S Flex	A477-0- 00-00- WT NT NTMG	6W	2700K	18°	500mA	640 lm 89%
	A477-0- 00-01- WT NT NTMG	6W	3000K	18°	500mA	670 lm 89%
	A477-0- 00-02- WT NT NTMG	6W	4000K	18°	500mA	720 lm 89%
	A477-0- 00-10- WT NT NTMG	6W	2700K	40°	500mA	640 lm 84%
	A477-0- 00-11- WT NT NTMG	6W	3000K	40°	500mA	670 lm 84%
	A477-0- 00-12- WT NT NTMG	6W	4000K	40°	500mA	720 lm 84%

220-240 V~ | IP20 | CRI>90 | L80B10 >60.000h

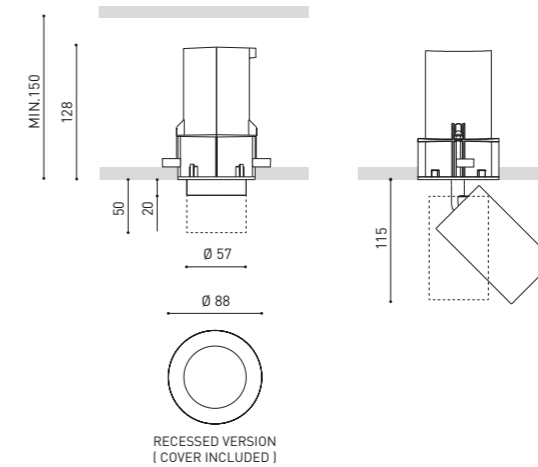


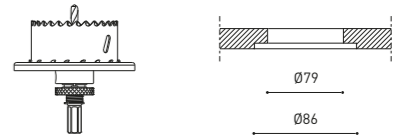


Ⓞ	*OPTIONS
1	No DIM
2	DIM DALI
3	DIM Push

DIM PHASE CUT & OTHER DIM OPTIONS PLEASE CONSULT

FINISHING**	Body	Lampshade
WT	WT □	N ■
NT	NT ■	N ■
NTMG	NT ■	MG ■

OPTIONAL ACCESSORY
TRIMLESS TOOL D79 X D86mm A478-00-04



RECESSED VERSION
(COVER INCLUDED)



SHOT LIGHT



MORE INFO >>

			P	CCT	I	Flux	LOR
SHOT LIGHT M 1	A297-01-10-	N W NMG WMG	5W	2700K	150mA	675 lm	86%
	A297-01-11-	N W NMG WMG	5W	3000K	150mA	700 lm	86%
	A297-01-12-	N W NMG WMG	5W	4000K	150mA	710 lm	86%
SHOT LIGHT M 2	A297-02-10-	N W NMG WMG	6,5W	2700K	200mA	910 lm	86%
	A297-02-11-	N W NMG WMG	6,5W	3000K	200mA	940 lm	86%
	A297-02-12-	N W NMG WMG	6,5W	4000K	200mA	960 lm	86%
	A297-02-30-	N W NMG WMG	6,5W	2700K	200mA	910 lm	86%
	A297-02-31-	N W NMG WMG	6,5W	3000K	200mA	940 lm	86%
	A297-02-32-	N W NMG WMG	6,5W	4000K	200mA	960 lm	86%
SHOT LIGHT M 3	A297-03-10-	N W NMG WMG	10,3W	2700K	300mA	1230 lm	86%
	A297-03-11-	N W NMG WMG	10,3W	3000K	300mA	1280 lm	86%
	A297-03-12-	N W NMG WMG	10,3W	4000K	300mA	1300 lm	86%
	A297-03-30-	N W NMG WMG	10,3W	2700K	300mA	1230 lm	86%
	A297-03-31-	N W NMG WMG	10,3W	3000K	300mA	1280 lm	86%
	A297-03-32-	N W NMG WMG	10,3W	4000K	300mA	1300 lm	86%

220 V~ | IP20 | CRI>90 | L90B10 >55.000h

* DIM PHASE CUT & OTHER DIM OPTIONS PLEASE CONSULT



			P	CCT	I	Flux	LOR
SHOT LIGHT M IP65 1	A297-21-10-	N W	5W	2700K	150mA	675 lm	78%
	A297-21-11-	N W	5W	3000K	150mA	700 lm	78%
	A297-21-12-	N W	5W	4000K	150mA	710 lm	78%
SHOT LIGHT M IP65 2	A297-22-10-	N W	6,5W	2700K	200mA	910 lm	78%
	A297-22-11-	N W	6,5W	3000K	200mA	940 lm	78%
	A297-22-12-	N W	6,5W	4000K	200mA	960 lm	78%
	A297-22-30-	N W	6,5W	2700K	200mA	910 lm	78%
	A297-22-31-	N W	6,5W	3000K	200mA	940 lm	78%
	A297-22-32-	N W	6,5W	4000K	200mA	960 lm	78%
SHOT LIGHT M IP65 3	A297-23-10-	N W	10,3W	2700K	300mA	1230 lm	78%
	A297-23-11-	N W	10,3W	3000K	300mA	1280 lm	78%
	A297-23-12-	N W	10,3W	4000K	300mA	1300 lm	78%
	A297-23-30-	N W	10,3W	2700K	300mA	1230 lm	78%
	A297-23-31-	N W	10,3W	3000K	300mA	1280 lm	78%
	A297-23-32-	N W	10,3W	4000K	300mA	1300 lm	78%

220 V~ | IP65 | CRI>90 | L90B10 >55.000h

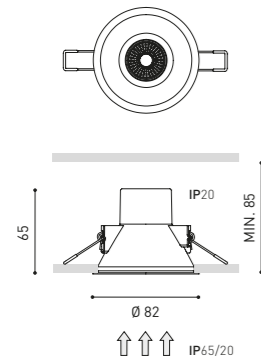
* DIM PHASE CUT & OTHER DIM OPTIONS PLEASE CONSULT



OPTIONAL ACCESSORY

SHOT LIGHT M High Chromatic LED ⓘ >> 281

NOT SOLD SEPARATELY | AFFECTS THE LIGHTING PARAMETERS



COLOUR | N ■ | W □ | NMG ■ | WMG □


MATERIAL | AL | ABS+PC

RAL ⓘ >> 312

COLOURS MAY AFFECT THE LIGHTING PARAMETERS

"THE INVISIBLE BLACK" IS ONLY AVAILABLE FOR N, NMG & WMG COLOURS

Ⓢ & ⓘ >> 288

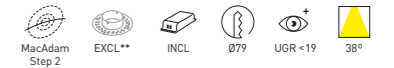


MORE INFO >>

			P	CCT	I	Flux	LOR
SHOT LIGHT M 1 Trimless	A298-01-10-	N W NMG	5W	2700K	150mA	675 lm	86%
	A298-01-11-	N W NMG	5W	3000K	150mA	700 lm	86%
	A298-01-12-	N W NMG	5W	4000K	150mA	710 lm	86%
SHOT LIGHT M 2 Trimless	A298-02-10-	N W NMG	6,5W	2700K	200mA	910 lm	86%
	A298-02-11-	N W NMG	6,5W	3000K	200mA	940 lm	86%
	A298-02-12-	N W NMG	6,5W	4000K	200mA	960 lm	86%
	A298-02-30-	N W NMG	6,5W	2700K	200mA	910 lm	86%
	A298-02-31-	N W NMG	6,5W	3000K	200mA	940 lm	86%
	A298-02-32-	N W NMG	6,5W	4000K	200mA	960 lm	86%
SHOT LIGHT M 3 Trimless	A298-03-10-	N W NMG	10,3W	2700K	300mA	1230 lm	86%
	A298-03-11-	N W NMG	10,3W	3000K	300mA	1280 lm	86%
	A298-03-12-	N W NMG	10,3W	4000K	300mA	1300 lm	86%
	A298-03-30-	N W NMG	10,3W	2700K	300mA	1230 lm	86%
	A298-03-31-	N W NMG	10,3W	3000K	300mA	1280 lm	86%
	A298-03-32-	N W NMG	10,3W	4000K	300mA	1300 lm	86%

220 V~ | IP20 | CRI>90 | L90B10 >55.000h

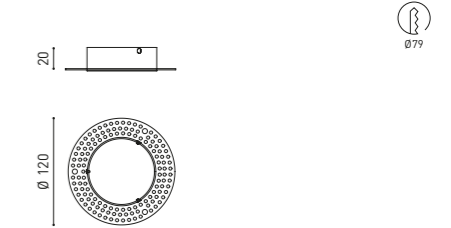
* DIM PHASE CUT & OTHER DIM OPTIONS PLEASE CONSULT



ACCESSORY

SHOT LIGHT M Trimless Accessory** A298-00-00

** MANDATORY FOR INSTALLATION

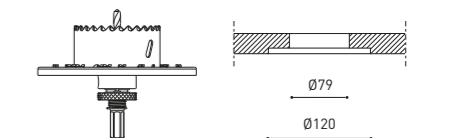
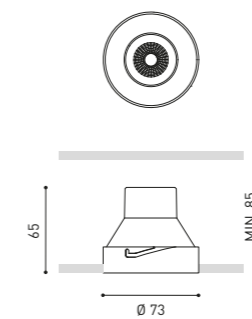


OPTIONAL ACCESSORIES

SHOT LIGHT M High Chromatic LED ⓘ >> 281

NOT SOLD SEPARATELY | AFFECTS THE LIGHTING PARAMETERS

TRIMLESS TOOL D79 X D120mm A478-00-05



COLOUR | N ■ | W □ | NMG ■

MATERIAL | AL | ABS+PC

RAL ⓘ >> 312

COLOURS MAY AFFECT THE LIGHTING PARAMETERS


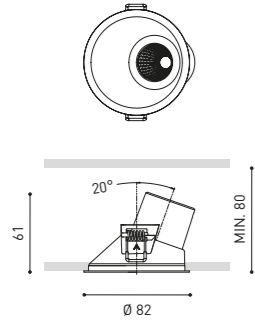
"THE INVISIBLE BLACK" IS ONLY AVAILABLE FOR N & NMG COLOURS

Ⓢ & ⓘ >> 288

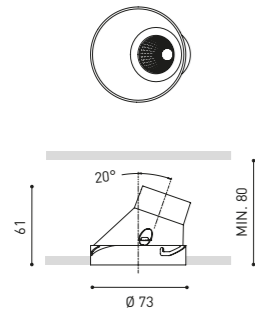
SHOT LIGHT



MORE INFO >>



MORE INFO >>



		P	CCT	I	Flux	LOR
SHOT LIGHT M 1 Asymmetric	A297-11-10- N W	5W	2700K	150mA	675 lm	83%
	A297-11-11- N W	5W	3000K	150mA	700 lm	83%
	A297-11-12- N W	5W	4000K	150mA	710 lm	83%
SHOT LIGHT M 2 Asymmetric	A297-12-10- N W	6,5W	2700K	200mA	910 lm	83%
	A297-12-11- N W	6,5W	3000K	200mA	940 lm	83%
	A297-12-12- N W	6,5W	4000K	200mA	960 lm	83%
	A297-12-30- N W	6,5W	2700K	200mA	910 lm	83%
	A297-12-31- N W	6,5W	3000K	200mA	940 lm	83%
	DALI PUSH* A297-12-32- N W	6,5W	4000K	200mA	960 lm	83%
SHOT LIGHT M 3 Asymmetric	A297-13-10- N W	10,3W	2700K	300mA	1230 lm	83%
	A297-13-11- N W	10,3W	3000K	300mA	1280 lm	83%
	A297-13-12- N W	10,3W	4000K	300mA	1300 lm	83%
	A297-13-30- N W	10,3W	2700K	300mA	1230 lm	83%
	A297-13-31- N W	10,3W	3000K	300mA	1280 lm	83%
	DALI PUSH* A297-13-32- N W	10,3W	4000K	300mA	1300 lm	83%

220 V~ | IP20 | CRI>90 | L90B10 >55.000h

* DIM PHASE CUT & OTHER DIM OPTIONS PLEASE CONSULT



		P	CCT	I	Flux	LOR
SHOT LIGHT M 1 Asymmetric Trimless	A298-11-10- N W	5W	2700K	150mA	675 lm	83%
	A298-11-11- N W	5W	3000K	150mA	700 lm	83%
	A298-11-12- N W	5W	4000K	150mA	710 lm	83%
SHOT LIGHT M 2 Asymmetric Trimless	A298-12-10- N W	6,5W	2700K	200mA	910 lm	83%
	A298-12-11- N W	6,5W	3000K	200mA	940 lm	83%
	A298-12-12- N W	6,5W	4000K	200mA	960 lm	83%
	A298-12-30- N W	6,5W	2700K	200mA	910 lm	83%
	A298-12-31- N W	6,5W	3000K	200mA	940 lm	83%
	DALI PUSH* A298-12-32- N W	6,5W	4000K	200mA	960 lm	83%
SHOT LIGHT M 3 Asymmetric Trimless	A298-13-10- N W	10,3W	2700K	300mA	1230 lm	83%
	A298-13-11- N W	10,3W	3000K	300mA	1280 lm	83%
	A298-13-12- N W	10,3W	4000K	300mA	1300 lm	83%
	A298-13-30- N W	10,3W	2700K	300mA	1230 lm	83%
	A298-13-31- N W	10,3W	3000K	300mA	1280 lm	83%
	DALI PUSH* A298-13-32- N W	10,3W	4000K	300mA	1300 lm	83%

220 V~ | IP20 | CRI>90 | L90B10 >55.000h

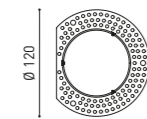
* DIM PHASE CUT & OTHER DIM OPTIONS PLEASE CONSULT



ACCESSORY

SHOT LIGHT M Asymmetric Trimless Accessory** A298-10-00

** MANDATORY FOR INSTALLATION

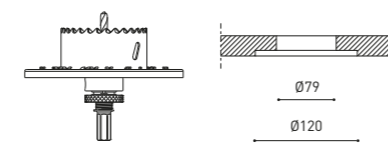


OPTIONAL ACCESSORIES

SHOT LIGHT M High Chromatic LED ⓘ » 281

NOT SOLD SEPARATELY | AFFECTS THE LIGHTING PARAMETERS

TRIMLESS TOOL D79 X D120mm A478-00-05



COLOUR | N ■ | W □ |

MATERIAL | AL | ABS+PC |

RAL ⓘ » 312

COLOURS MAY AFFECT THE LIGHTING PARAMETERS
"THE INVISIBLE BLACK" IS ONLY AVAILABLE FOR N COLOUR

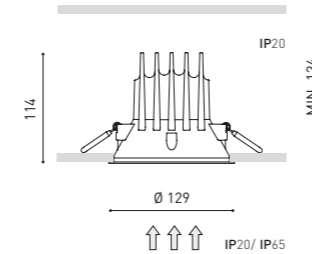
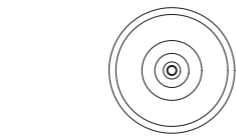
Ⓢ & ⓘ » 288



MORE INFO >>

BEAM OPTIONS

1	18°
2	49°



		P	CCT	I	Flux	LOR
SHOT LIGHT Big 1	A448-11- Ⓞ -0- N	11,8W	2700K	350mA	1490 lm	89%
	A448-11- Ⓞ -1- N	11,8W	3000K	350mA	1600 lm	89%
	A448-11- Ⓞ -2- N	11,8W	4000K	350mA	1720 lm	89%
SHOT LIGHT Big 2	A448-21- Ⓞ -0- N	17,5W	2700K	500mA	2010 lm	89%
	A448-21- Ⓞ -1- N	17,5W	3000K	500mA	2160 lm	89%
	A448-21- Ⓞ -2- N	17,5W	4000K	500mA	2320 lm	89%
SHOT LIGHT Big 3	A448-31- Ⓞ -0- N	25,3W	2700K	700mA	2600 lm	89%
	A448-31- Ⓞ -1- N	25,3W	3000K	700mA	2780 lm	89%
	A448-31- Ⓞ -2- N	25,3W	4000K	700mA	3000 lm	89%
DALI* A448-32- Ⓞ -0- N	25,3W	2700K	700mA	2600 lm	89%	
	A448-32- Ⓞ -1- N	25,3W	3000K	700mA	2780 lm	89%
	A448-32- Ⓞ -2- N	25,3W	4000K	700mA	3000 lm	89%
PUSH* A448-33- Ⓞ -0- N	25,3W	2700K	700mA	2600 lm	89%	
	A448-33- Ⓞ -1- N	25,3W	3000K	700mA	2780 lm	89%
	A448-33- Ⓞ -2- N	25,3W	4000K	700mA	3000 lm	89%

220 V~ | IP20 | CRI>90 | L80B10 >60.000h

* DIM PHASE CUT & OTHER DIM OPTIONS PLEASE CONSULT



		P	CCT	I	Flux	LOR
SHOT LIGHT Big IP65 1	A449-11-20- N W	11,8W	2700K	350mA	1490 lm	86%
	A449-11-21- N W	11,8W	3000K	350mA	1600 lm	86%
	A449-11-22- N W	11,8W	4000K	350mA	1720 lm	86%
SHOT LIGHT Big IP65 2	A449-21-20- N W	17,5W	2700K	500mA	2010 lm	86%
	A449-21-21- N W	17,5W	3000K	500mA	2160 lm	86%
	A449-21-22- N W	17,5W	4000K	500mA	2320 lm	86%
SHOT LIGHT Big IP65 3	A449-31-20- N W	25,3W	2700K	700mA	2600 lm	86%
	A449-31-21- N W	25,3W	3000K	700mA	2780 lm	86%
	A449-31-22- N W	25,3W	4000K	700mA	3000 lm	86%
DALI* A449-32-20- N W	25,3W	2700K	700mA	2600 lm	86%	
	A449-32-21- N W	25,3W	3000K	700mA	2780 lm	86%
	A449-32-22- N W	25,3W	4000K	700mA	3000 lm	86%
PUSH* A449-33-20- N W	25,3W	2700K	700mA	2600 lm	86%	
	A449-33-21- N W	25,3W	3000K	700mA	2780 lm	86%
	A449-33-22- N W	25,3W	4000K	700mA	3000 lm	86%

220 V~ | IP65 | CRI>90 | L80B10 >60.000h

* DIM PHASE CUT & OTHER DIM OPTIONS PLEASE CONSULT



COLOUR | N ■ | W □ |


MATERIAL | AL | ABS+PC |

RAL ⓘ » 312

"THE INVISIBLE BLACK" IS ONLY AVAILABLE FOR N COLOUR

Ⓢ & ⓘ » 288

LENS LIGHT



MORE INFO >>

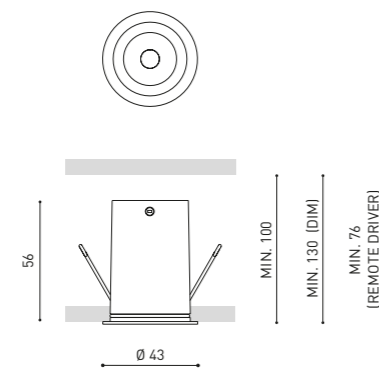
		P	CCT	I	Flux	LOR
LENS LIGHT	A469-0- ① -00- N W	5,7W	2700K	500mA	510 lm	82%
	A469-0- ② -01- N W	5,7W	3000K	500mA	540 lm	82%
	A469-0- ③ -02- N W	5,7W	4000K	500mA	580 lm	82%

220 V~ | IP20 | CRI>90 | L90B10 >108.000h



①	*OPTIONS
1	No DIM
2	DIM DALI
3	DIM Push

DIM PHASE CUT & OTHER DIM OPTIONS PLEASE CONSULT




COLOUR | N ■ | W □ |

MATERIAL | AL | ABS+PC |

RAL » 312

COLOURS MAY AFFECT THE LIGHTING PARAMETERS

& » 288



MORE INFO >>

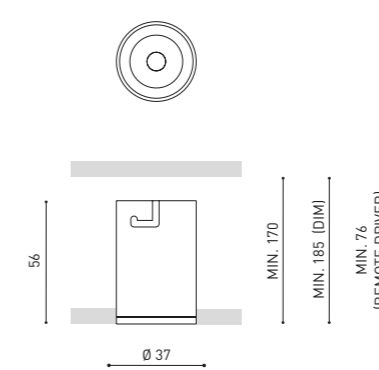
		P	CCT	I	Flux	LOR
LENS LIGHT Trimless	A470-0- ① -00- N W	5,7W	2700K	500mA	510 lm	82%
	A470-0- ② -01- N W	5,7W	3000K	500mA	540 lm	82%
	A470-0- ③ -02- N W	5,7W	4000K	500mA	580 lm	82%

220 V~ | IP20 | CRI>90 | L90B10 >108.000h



①	*OPTIONS
1	No DIM
2	DIM DALI
3	DIM Push

DIM PHASE CUT & OTHER DIM OPTIONS PLEASE CONSULT



COLOUR | N ■ | W □ |

MATERIAL | AL | ABS+PC |

RAL » 312

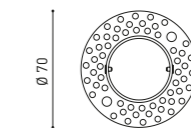
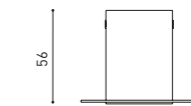

COLOURS MAY AFFECT THE LIGHTING PARAMETERS

& » 288

ACCESSORY

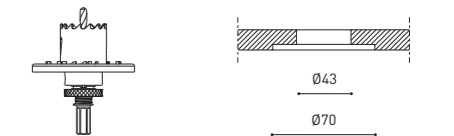
LENS LIGHT Trimless Accessory** A470-00-00

** MANDATORY FOR INSTALLATION



OPTIONAL ACCESSORY

TRIMLESS TOOL D43 X D70mm A478-00-02

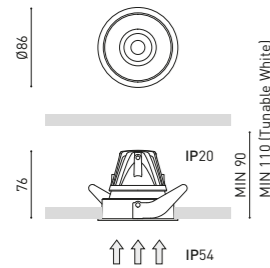


BUDDY



MORE INFO >>

	BEAM	LOR
1	29°	82%
2	43°	83%
3	54°	80%



OPTIONAL ACCESSORY

BUDDY

High Chromatic LED

NOT SOLD SEPARATELY | AFFECTS THE LIGHTING PARAMETERS



		CCT	
BUDDY	A507-00-0-0- W N WG NG WN	2700K	
	A507-00-0-1- W N WG NG WN	3000K	
	A507-00-0-2- W N WG NG WN	4000K	

220 V~	IP54	CRI>90	L80B10 >66.000h	MacAdam Step 2	EXCL	Ø79	29° / 43° / 54°
--------	------	--------	-----------------	----------------	------	-----	-----------------

		CCT	Beam	LOR
BUDDY Super Spot	A507-00-00- W N WG NG WN	2700K	12°	62%
	A507-00-01- W N WG NG WN	3000K	12°	62%
	A507-00-02- W N WG NG WN	4000K	12°	62%

220 V~	IP54	CRI>90	L80B10 >55.000h	MacAdam Step 2	EXCL	Ø79	12°
--------	------	--------	-----------------	----------------	------	-----	-----

		CCT	Beam	LOR
BUDDY Tunable White	A507-01-18- W N WG NG WN	2700-5000K	28°	85%
	A507-01-28- W N WG NG WN	2700-5000K	43°	86%
	A507-01-38- W N WG NG WN	2700-5000K	55°	81%

220 V~	IP54	CRI>90	L80B10 >55.000h	MacAdam Step 3	EXCL	Ø79	28° / 43° / 55°
--------	------	--------	-----------------	----------------	------	-----	-----------------

		CCT	Beam	LOR
BUDDY DIM to warm	A507-02-39- W N WG NG WN	1800-3000K	54°	75%

220 V~	IP54	CRI>90	L80B10 >55.000h	MacAdam Step 3	EXCL	Ø79	54°
--------	------	--------	-----------------	----------------	------	-----	-----

*DRIVER OPTIONS	P	I	CCT	Flux		
BUDDY 1	NO DIM	0434-01-85	4W	125mA	2700K	760 lm
			3000K	790 lm		
			4000K	800 lm		
BUDDY 2	NO DIM	0434-01-86	6,6W	200mA	2700K	1150 lm
			DALI	0434-01-89	3000K	1200 lm
			CASAMBI	0434-01-91	4000K	1220 lm
			PHASE CUT	0434-01-92		
BUDDY Super Spot	NO DIM	0434-01-87	6W	500mA	2700K	750 lm
			DALI	0434-01-88	3000K	790 lm
			4000K	845 lm		
BUDDY Tunable White	DALI	0434-01-90	6,7W	400mA	2700-5000K	815 lm
BUDDY DIM to warm	DALI	0434-01-94	6W	350mA	1800-3000K	650 lm
			PHASE CUT	0434-01-95		

220 V~	48V PLEASE CONSULT	» 282
--------	--------------------	-------

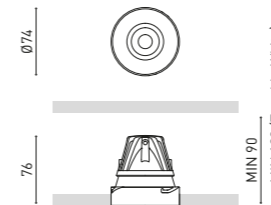
COLOUR W □ N ■ WG ■ NG ■ WN □ MATERIAL AL PC/PMMA RAL » 312

COLOURS MAY AFFECT THE LIGHTING PARAMETERS OTHER CCT OPTIONS PLEASE CONSULT



MORE INFO >>

	BEAM	LOR
1	29°	82%
2	43°	83%
3	54°	80%

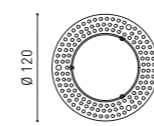


ACCESSORY

BUDDY Trimless Accessory**

A507-10-90

MANDATORY FOR INSTALLATION



OPTIONAL ACCESSORIES

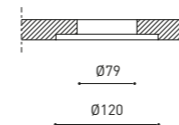
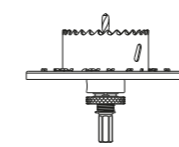
BUDDY Trimless

High Chromatic LED

NOT SOLD SEPARATELY | AFFECTS THE LIGHTING PARAMETERS

TRIMLESS TOOL D79 X D120mm

A478-00-05



		CCT	
BUDDY Trimless	A507-10-0-0- W N G	2700K	
	A507-10-0-1- W N G	3000K	
	A507-10-0-2- W N G	4000K	

220 V~	IP20	CRI>90	L80B10 >66.000h	MacAdam Step 2	EXCL	EXCL**	Ø79	29° / 43° / 54°
--------	------	--------	-----------------	----------------	------	--------	-----	-----------------

		CCT	Beam	LOR
BUDDY Trimless Super Spot	A507-10-00- W N G	2700K	12°	62%
	A507-10-01- W N G	3000K	12°	62%
	A507-10-02- W N G	4000K	12°	62%

220 V~	IP20	CRI>90	L80B10 >55.000h	MacAdam Step 2	EXCL	EXCL**	Ø79	12°
--------	------	--------	-----------------	----------------	------	--------	-----	-----

		CCT	Beam	LOR
BUDDY Trimless Tunable White	A507-11-18- W N G	2700-5000K	28°	85%
	A507-11-28- W N G	2700-5000K	43°	86%
	A507-11-38- W N G	2700-5000K	55°	81%

220 V~	IP20	CRI>90	L80B10 >55.000h	MacAdam Step 3	EXCL	EXCL**	Ø79	28° / 43° / 55°
--------	------	--------	-----------------	----------------	------	--------	-----	-----------------

		CCT	Beam	LOR
BUDDY Trimless DIM to warm	A507-12-39- W N G	1800-3000K	54°	75%

220 V~	IP20	CRI>90	L80B10 >55.000h	MacAdam Step 3	EXCL	EXCL**	Ø79	54°
--------	------	--------	-----------------	----------------	------	--------	-----	-----

*DRIVER OPTIONS	P	I	CCT	Flux		
BUDDY Trimless 1	NO DIM	0434-01-85	4W	125mA	2700K	760 lm
			3000K	790 lm		
			4000K	800 lm		
BUDDY Trimless 2	NO DIM	0434-01-86	6,6W	200mA	2700K	1150 lm
			DALI	0434-01-89	3000K	1200 lm
			CASAMBI	0434-01-91	4000K	1220 lm
			PHASE CUT	0434-01-92		
BUDDY Trimless Super Spot	NO DIM	0434-01-87	6W	500mA	2700K	750 lm
			DALI	0434-01-88	3000K	790 lm
			4000K	845 lm		
BUDDY Trimless Tunable White	DALI	0434-01-90	6,7W	400mA	2700-5000K	815 lm
BUDDY Trimless DIM to warm	DALI	0434-01-94	6W	350mA	1800-3000K	650 lm
			PHASE CUT	0434-01-95		

220 V~	48V PLEASE CONSULT	» 282
--------	--------------------	-------

COLOUR W □ N ■ G ■ MATERIAL AL PC/PMMA RAL » 312
--

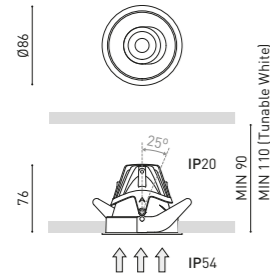
COLOURS MAY AFFECT THE LIGHTING PARAMETERS OTHER CCT OPTIONS PLEASE CONSULT

BUDDY



MORE INFO >>

	BEAM	LOR
1	29°	82%
2	43°	83%
3	54°	80%



OPTIONAL ACCESSORY

BUDDY Tilt
High Chromatic LED ⓘ » 281
 NOT SOLD SEPARATELY | AFFECTS THE LIGHTING PARAMETERS



		CCT	
BUDDY Tilt	A508-00-0-0- W N WG NG WN	2700K	
	A508-00-0-1- W N WG NG WN	3000K	
	A508-00-0-2- W N WG NG WN	4000K	

220 V~ | IP54 | CRI>90 | L80B10 >66.000h

MacAdam Step 2 EXCL 355° 25° Ø79 29° / 43° / 54°

		CCT	Beam	LOR
BUDDY Tilt Super Spot	A508-00-00- W N WG NG WN	2700K	12°	62%
	A508-00-01- W N WG NG WN	3000K	12°	62%
	A508-00-02- W N WG NG WN	4000K	12°	62%

220 V~ | IP54 | CRI>90 | L80B10 >55.000h

MacAdam Step 2 EXCL 355° 25° Ø79 12°

		CCT	Beam	LOR
BUDDY Tilt Tunable White	A508-01-18- W N WG NG WN	2700-5000K	28°	85%
	A508-01-28- W N WG NG WN	2700-5000K	43°	86%
	A508-01-38- W N WG NG WN	2700-5000K	55°	81%

220 V~ | IP54 | CRI>90 | L80B10 >55.000h

MacAdam Step 3 EXCL 355° 25° Ø79 28° / 43° / 55°

		CCT	Beam	LOR
BUDDY Tilt DIM to warm	A508-02-39- W N WG NG WN	1800-3000K	54°	75%

220 V~ | IP54 | CRI>90 | L80B10 >55.000h

MacAdam Step 3 EXCL 355° 25° Ø79 54°

*DRIVER OPTIONS		P	I	CCT	Flux
BUDDY Tilt 1	NO DIM	4W	125mA	2700K	760 lm
				3000K	790 lm
				4000K	800 lm
BUDDY Tilt 2	NO DIM	6,6W	200mA	2700K	1150 lm
	DALI			3000K	1200 lm
	CASAMBI			4000K	1220 lm
	PHASE CUT				
BUDDY Tilt Super Spot	NO DIM	6W	500mA	2700K	750 lm
				3000K	790 lm
				4000K	845 lm
BUDDY Tilt Tunable White	DALI	6,7W	400mA	2700-5000K	815 lm
BUDDY Tilt DIM to warm	DALI	6W	350mA	1800-3000K	650 lm
	PHASE CUT				

220 V~ | 48V PLEASE CONSULT ⓘ » 282

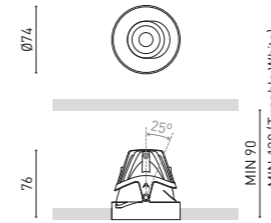
COLOUR | W □ | N ■ | WG ■ | NG ■ | WN □ | MATERIAL | AL | PC/PMMA | RAL ⓘ » 312

COLOURS MAY AFFECT THE LIGHTING PARAMETERS ⓘ & » 288
 OTHER CCT OPTIONS PLEASE CONSULT



MORE INFO >>

	BEAM	LOR
1	29°	82%
2	43°	83%
3	54°	80%



ACCESSORY

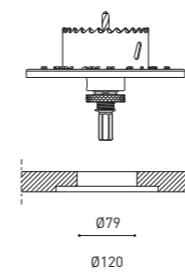
BUDDY Tilt Trimless Accessory**
A508-10-90

MANDATORY FOR INSTALLATION ⓘ

OPTIONAL ACCESSORIES

BUDDY Tilt Trimless
High Chromatic LED ⓘ » 281
 NOT SOLD SEPARATELY | AFFECTS THE LIGHTING PARAMETERS

TRIMLESS TOOL D79 X D120mm
A478-00-05



		CCT	
BUDDY Tilt Trimless	A508-10-0-0- W N G	2700K	
	A508-10-0-1- W N G	3000K	
	A508-10-0-2- W N G	4000K	

220 V~ | IP20 | CRI>90 | L80B10 >66.000h

MacAdam Step 2 EXCL EXCL** 25° Ø79 29° / 43° / 54°

		CCT	Beam	LOR
BUDDY Tilt Trimless Super Spot	A508-10-00- W N G	2700K	12°	62%
	A508-10-01- W N G	3000K	12°	62%
	A508-10-02- W N G	4000K	12°	62%

220 V~ | IP20 | CRI>90 | L80B10 >55.000h

MacAdam Step 2 EXCL EXCL** 25° Ø79 12°

		CCT	Beam	LOR
BUDDY Tilt Trimless Tunable White	A508-11-18- W N G	2700-5000K	28°	85%
	A508-11-28- W N G	2700-5000K	43°	86%
	A508-11-38- W N G	2700-5000K	55°	81%

220 V~ | IP20 | CRI>90 | L80B10 >55.000h

MacAdam Step 3 EXCL EXCL** 25° Ø79 28° / 43° / 55°

		CCT	Beam	LOR
BUDDY Tilt Trimless DIM to warm	A508-12-39- W N G	1800-3000K	54°	75%

220 V~ | IP20 | CRI>90 | L80B10 >55.000h

MacAdam Step 3 EXCL EXCL** 25° Ø79 54°

*DRIVER OPTIONS		P	I	CCT	Flux
BUDDY Tilt Trimless 1	NO DIM	4W	125mA	2700K	760 lm
				3000K	790 lm
				4000K	800 lm
BUDDY Tilt Trimless 2	NO DIM	6,6W	200mA	2700K	1150 lm
	DALI			3000K	1200 lm
	CASAMBI			4000K	1220 lm
	PHASE CUT				
BUDDY Tilt Trimless Super Spot	NO DIM	6W	500mA	2700K	750 lm
				3000K	790 lm
				4000K	845 lm
BUDDY Tilt Trimless Tunable White	DALI	6,7W	400mA	2700-5000K	815 lm
BUDDY Tilt Trimless DIM to warm	DALI	6W	350mA	1800-3000K	650 lm
	PHASE CUT				

220 V~ | 48V PLEASE CONSULT ⓘ » 282

COLOUR | W □ | N ■ | G ■ | MATERIAL | AL | PC/PMMA | RAL ⓘ » 312

COLOURS MAY AFFECT THE LIGHTING PARAMETERS ⓘ & » 288
 OTHER CCT OPTIONS PLEASE CONSULT



MORE INFO >>

		P	CCT	I	Flux	LOR
SWAP S CRI>90	A212-11-10- W R G Z WN N W65	5W	2700K	150mA	675 lm	86%
	A212-11-11- W R G Z WN N W65	5W	3000K	150mA	700 lm	86%
	A212-11-12- W R G Z WN N W65	5W	4000K	150mA	710 lm	86%
	A212-12-10- W R G Z WN N W65	7W	2700K	200mA	910 lm	86%
	A212-12-11- W R G Z WN N W65	7W	3000K	200mA	940 lm	86%
	A212-12-12- W R G Z WN N W65	7W	4000K	200mA	960 lm	86%
	A212-12-20- W R G Z WN N W65	7W	2700K	200mA	910 lm	86%
	A212-12-21- W R G Z WN N W65	7W	3000K	200mA	940 lm	86%
	PHASE CUT** A212-12-22- W R G Z WN N W65	7W	4000K	200mA	960 lm	86%
	A212-12-30- W R G Z WN N W65	7W	2700K	200mA	910 lm	86%
	A212-12-31- W R G Z WN N W65	7W	3000K	200mA	940 lm	86%
	DALI I PUSH** A212-12-32- W R G Z WN N W65	7W	4000K	200mA	960 lm	86%
SWAP S Super CRI CRI>97	A312-12-10- W R G Z WN N W65	7W	2700K	200mA	770 lm	86%
	A312-12-11- W R G Z WN N W65	7W	3000K	200mA	800 lm	86%
	A312-12-12- W R G Z WN N W65	7W	4000K	200mA	820 lm	86%
	A312-12-20- W R G Z WN N W65	7W	2700K	200mA	770 lm	86%
	A312-12-21- W R G Z WN N W65	7W	3000K	200mA	800 lm	86%
	PHASE CUT** A312-12-22- W R G Z WN N W65	7W	4000K	200mA	820 lm	86%
	A312-12-30- W R G Z WN N W65	7W	2700K	200mA	770 lm	86%
	A312-12-31- W R G Z WN N W65	7W	3000K	200mA	800 lm	86%
	DALI I PUSH** A312-12-32- W R G Z WN N W65	7W	4000K	200mA	820 lm	86%

220 V~ | IP20 | IP65* | L90B10 >55.000h

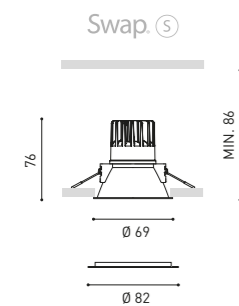
MacAdam Step 2 FAST I CONNEC INCL INCL I ACC. Ø62 UGR <19 33°

		P	CCT	I	Flux	LOR
SWAP S DIM to warm CRI>90	PHASE CUT** A212-13-29- W R G Z WN N W65	6W	3000-1800K	350mA	640 lm	80%
	DALI I PUSH** A212-13-39- W R G Z WN N W65	6W	3000-1800K	350mA	640 lm	80%

220 V~ | IP20 | IP65* | L80B10 >55.000h

MacAdam Step 3 FAST I CONNEC INCL INCL I ACC. Ø62 UGR <19 33°

OPTIONAL ACCESSORY



*SWAP IP65
AFFECTS THE LIGHTING PARAMETERS

WHITE - DIRECT REFERENCE	LOR
W65 □	81%
W65 □ DIM TO WARM	76%

OTHER COLOURS

REFERENCE + A212-10-65- | W | N | IP65 ACCESSORY S

PRE-ASSEMBLED. NOT SOLD SEPARATELY

36°

↑↑↑ *IP65

COLOUR | W □ | R □ | G □ | Z □ | WN □ | N □ | MATERIAL | AL | PC | PC | RAL ⓘ » 312

** OTHER DIM OPTIONS PLEASE CONSULT | COLOURS MAY AFFECT THE LIGHTING PARAMETERS

Ⓜ & Ⓜ » 288



MORE INFO >>

		P	CCT	I	Flux	LOR
SWAP M CRI>90	A212-21-10- W R G Z WN N W65	5W	2700K	150mA	675 lm	86%
	A212-21-11- W R G Z WN N W65	5W	3000K	150mA	700 lm	86%
	A212-21-12- W R G Z WN N W65	5W	4000K	150mA	710 lm	86%
	A212-22-10- W R G Z WN N W65	7W	2700K	200mA	910 lm	86%
	A212-22-11- W R G Z WN N W65	7W	3000K	200mA	940 lm	86%
	A212-22-12- W R G Z WN N W65	7W	4000K	200mA	960 lm	86%
	A212-22-20- W R G Z WN N W65	7W	2700K	200mA	910 lm	86%
	A212-22-21- W R G Z WN N W65	7W	3000K	200mA	940 lm	86%
	PHASE CUT** A212-22-22- W R G Z WN N W65	7W	4000K	200mA	960 lm	86%
	A212-22-30- W R G Z WN N W65	7W	2700K	200mA	910 lm	86%
	A212-22-31- W R G Z WN N W65	7W	3000K	200mA	940 lm	86%
	DALI I PUSH** A212-22-32- W R G Z WN N W65	7W	4000K	200mA	960 lm	86%
SWAP M Super CRI CRI>97	A312-22-10- W R G Z WN N W65	7W	2700K	200mA	770 lm	86%
	A312-22-11- W R G Z WN N W65	7W	3000K	200mA	800 lm	86%
	A312-22-12- W R G Z WN N W65	7W	4000K	200mA	820 lm	86%
	A312-22-20- W R G Z WN N W65	7W	2700K	200mA	770 lm	86%
	A312-22-21- W R G Z WN N W65	7W	3000K	200mA	800 lm	86%
	PHASE CUT** A312-22-22- W R G Z WN N W65	7W	4000K	200mA	820 lm	86%
	A312-22-30- W R G Z WN N W65	7W	2700K	200mA	770 lm	86%
	A312-22-31- W R G Z WN N W65	7W	3000K	200mA	800 lm	86%
	DALI I PUSH** A312-22-32- W R G Z WN N W65	7W	4000K	200mA	820 lm	86%

220 V~ | IP20 | IP65* | L90B10 >55.000h

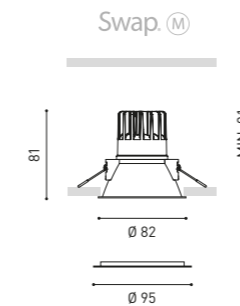
MacAdam Step 2 FAST I CONNEC INCL INCL I ACC. Ø75 UGR <19 42°

		P	CCT	I	Flux	LOR
SWAP M DIM to warm CRI>90	PHASE CUT** A212-23-29- W R G Z WN N W65	6W	3000-1800K	350mA	640 lm	80%
	DALI I PUSH** A212-23-39- W R G Z WN N W65	6W	3000-1800K	350mA	640 lm	80%

220 V~ | IP20 | IP65* | L80B10 >55.000h

MacAdam Step 3 FAST I CONNEC INCL INCL I ACC. Ø75 UGR <19 42°

OPTIONAL ACCESSORIES



*SWAP IP65
AFFECTS THE LIGHTING PARAMETERS

WHITE - DIRECT REFERENCE	LOR
W65 □	81%
W65 □ DIM TO WARM	76%

OTHER COLOURS

REFERENCE + A212-20-65- | W | N | IP65 ACCESSORY M

PRE-ASSEMBLED. NOT SOLD SEPARATELY

46°

↑↑↑ *IP65

COLOUR | W □ | R □ | G □ | Z □ | WN □ | N □ | MATERIAL | AL | PC | PC | RAL ⓘ » 312

** OTHER DIM OPTIONS PLEASE CONSULT | COLOURS MAY AFFECT THE LIGHTING PARAMETERS

Ⓜ & Ⓜ » 288

FLAT SPRING ACCESSORY
A212-00-00
ACCESSORY FOR CONCRETE CEILINGS. NOT PRE-ASSEMBLED. SELF-INSTALLATION KIT TOGETHER WITH THE PRODUCT.



SWAP



MORE INFO >>

	P	CCT	I	Flux	LOR	
SWAP L CRI>90	A212-31-10- W R G Z WN N W65	5W	2700K	150mA	675 lm	86%
	A212-31-11- W R G Z WN N W65	5W	3000K	150mA	700 lm	86%
	A212-31-12- W R G Z WN N W65	5W	4000K	150mA	710 lm	86%
	A212-32-10- W R G Z WN N W65	7W	2700K	200mA	910 lm	86%
	A212-32-11- W R G Z WN N W65	7W	3000K	200mA	940 lm	86%
	A212-32-12- W R G Z WN N W65	7W	4000K	200mA	960 lm	86%
	A212-32-20- W R G Z WN N W65	7W	2700K	200mA	910 lm	86%
	PHASE CUT** A212-32-21- W R G Z WN N W65	7W	3000K	200mA	940 lm	86%
	A212-32-22- W R G Z WN N W65	7W	4000K	200mA	960 lm	86%
	DALI I PUSH** A212-32-30- W R G Z WN N W65	7W	2700K	200mA	910 lm	86%
	A212-32-31- W R G Z WN N W65	7W	3000K	200mA	940 lm	86%
	DALI I PUSH** A212-32-32- W R G Z WN N W65	7W	4000K	200mA	960 lm	86%
SWAP L Super CRI CRI>97	A312-32-10- W R G Z WN N W65	7W	2700K	200mA	770 lm	86%
	A312-32-11- W R G Z WN N W65	7W	3000K	200mA	800 lm	86%
	A312-32-12- W R G Z WN N W65	7W	4000K	200mA	820 lm	86%
	A312-32-20- W R G Z WN N W65	7W	2700K	200mA	770 lm	86%
	PHASE CUT** A312-32-21- W R G Z WN N W65	7W	3000K	200mA	800 lm	86%
	A312-32-22- W R G Z WN N W65	7W	4000K	200mA	820 lm	86%
	A312-32-30- W R G Z WN N W65	7W	2700K	200mA	770 lm	86%
	DALI I PUSH** A312-32-31- W R G Z WN N W65	7W	3000K	200mA	800 lm	86%
	A312-32-32- W R G Z WN N W65	7W	4000K	200mA	820 lm	86%

220 V~ | IP20 | IP65* | L90B10 >55.000h

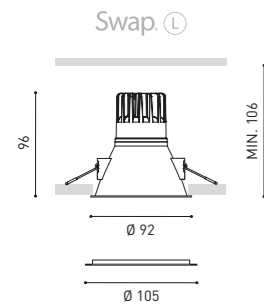
MacAdam Step 2 FAST I CONNEC INCL INCL I ACC. Ø85 UGR <19 40°

	P	CCT	I	Flux	LOR	
SWAP L DIM to warm CRI>90	PHASE CUT** A212-33-29- W R G Z WN N W65	6W	3000-1800K	350mA	640 lm	80%
	DALI I PUSH** A212-33-39- W R G Z WN N W65	6W	3000-1800K	350mA	640 lm	80%

220 V~ | IP20 | IP65* | L80B10 >55.000h

MacAdam Step 3 FAST I CONNEC INCL INCL I ACC. Ø85 UGR <19 40°

OPTIONAL ACCESSORIES



***SWAP IP65**
AFFECTS THE LIGHTING PARAMETERS

WHITE - DIRECT REFERENCE	LOR
W65 □	81%
W65 □ DIM TO WARM	76%

OTHER COLOURS

REFERENCE + A212-30-65- | W | N | IP65 ACCESSORY L

PRE-ASSEMBLED. NOT SOLD SEPARATELY



FLAT SPRING ACCESSORY
A212-00-00
ACCESSORY FOR CONCRETE CEILINGS. NOT PRE-ASSEMBLED. SELF-INSTALLATION KIT TOGETHER WITH THE PRODUCT.



↑↑↑ *IP65

COLOUR | W □ | R □ | G □ | Z □ | WN □ | N □ | MATERIAL | AL | PC | PC | RAL ⓘ » 312

** OTHER DIM OPTIONS PLEASE CONSULT | COLOURS MAY AFFECT THE LIGHTING PARAMETERS

Ⓢ & Ⓜ » 288



MORE INFO >>

	P	CCT	I	Flux	LOR	
SWAP XL CRI>90	A212-41-10- W R G Z WN N W65	5W	2700K	150mA	675 lm	86%
	A212-41-11- W R G Z WN N W65	5W	3000K	150mA	700 lm	86%
	A212-41-12- W R G Z WN N W65	5W	4000K	150mA	710 lm	86%
	A212-42-10- W R G Z WN N W65	7W	2700K	200mA	910 lm	86%
	A212-42-11- W R G Z WN N W65	7W	3000K	200mA	940 lm	86%
	A212-42-12- W R G Z WN N W65	7W	4000K	200mA	960 lm	86%
	A212-42-20- W R G Z WN N W65	7W	2700K	200mA	910 lm	86%
	PHASE CUT** A212-42-21- W R G Z WN N W65	7W	3000K	200mA	940 lm	86%
	A212-42-22- W R G Z WN N W65	7W	4000K	200mA	960 lm	86%
	DALI I PUSH** A212-42-30- W R G Z WN N W65	7W	2700K	200mA	910 lm	86%
	A212-42-31- W R G Z WN N W65	7W	3000K	200mA	940 lm	86%
	DALI I PUSH** A212-42-32- W R G Z WN N W65	7W	4000K	200mA	960 lm	86%
SWAP XL Super CRI CRI>97	A312-42-10- W R G Z WN N W65	7W	2700K	200mA	770 lm	86%
	A312-42-11- W R G Z WN N W65	7W	3000K	200mA	800 lm	86%
	A312-42-12- W R G Z WN N W65	7W	4000K	200mA	820 lm	86%
	A312-42-20- W R G Z WN N W65	7W	2700K	200mA	770 lm	86%
	PHASE CUT** A312-42-21- W R G Z WN N W65	7W	3000K	200mA	800 lm	86%
	A312-42-22- W R G Z WN N W65	7W	4000K	200mA	820 lm	86%
	A312-42-30- W R G Z WN N W65	7W	2700K	200mA	770 lm	86%
	DALI I PUSH** A312-42-31- W R G Z WN N W65	7W	3000K	200mA	800 lm	86%
	A312-42-32- W R G Z WN N W65	7W	4000K	200mA	820 lm	86%

220 V~ | IP20 | IP65* | L90B10 >55.000h

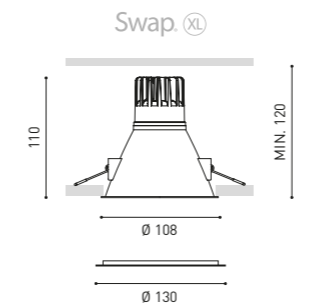
MacAdam Step 2 FAST I CONNEC INCL INCL I ACC. Ø101 UGR <19 43°

	P	CCT	I	Flux	LOR	
SWAP XL DIM to warm CRI>90	PHASE CUT** A212-43-29- W R G Z WN N W65	6W	3000-1800K	350mA	640 lm	80%
	DALI I PUSH** A212-43-39- W R G Z WN N W65	6W	3000-1800K	350mA	640 lm	80%

220 V~ | IP20 | IP65* | L80B10 >55.000h

MacAdam Step 3 FAST I CONNEC INCL INCL I ACC. Ø101 UGR <19 43°

OPTIONAL ACCESSORIES



***SWAP IP65**
AFFECTS THE LIGHTING PARAMETERS

WHITE - DIRECT REFERENCE	LOR
W65 □	81%
W65 □ DIM TO WARM	76%

OTHER COLOURS

REFERENCE + A212-40-65- | W | N | IP65 ACCESSORY XL

PRE-ASSEMBLED. NOT SOLD SEPARATELY



FLAT SPRING ACCESSORY
A212-00-00
ACCESSORY FOR CONCRETE CEILINGS. NOT PRE-ASSEMBLED. SELF-INSTALLATION KIT TOGETHER WITH THE PRODUCT.



↑↑↑ *IP65

COLOUR | W □ | R □ | G □ | Z □ | WN □ | N □ | MATERIAL | AL | PC | PC | RAL ⓘ » 312

** OTHER DIM OPTIONS PLEASE CONSULT | COLOURS MAY AFFECT THE LIGHTING PARAMETERS

Ⓢ & Ⓜ » 288





MORE INFO >>

	P	CCT	I	Flux	LOR	
SWAP M Asymmetric CRI>90	A216-21-10- W R G Z WN N W65	5W	2700K	150mA	675 lm	86%
	A216-21-11- W R G Z WN N W65	5W	3000K	150mA	700 lm	86%
	A216-21-12- W R G Z WN N W65	5W	4000K	150mA	710 lm	86%
	A216-22-10- W R G Z WN N W65	7W	2700K	200mA	910 lm	86%
	A216-22-11- W R G Z WN N W65	7W	3000K	200mA	940 lm	86%
	A216-22-12- W R G Z WN N W65	7W	4000K	200mA	960 lm	86%
	A216-22-20- W R G Z WN N W65	7W	2700K	200mA	910 lm	86%
	PHASE CUT** A216-22-21- W R G Z WN N W65	7W	3000K	200mA	940 lm	86%
	A216-22-22- W R G Z WN N W65	7W	4000K	200mA	960 lm	86%
	A216-22-30- W R G Z WN N W65	7W	2700K	200mA	910 lm	86%
	A216-22-31- W R G Z WN N W65	7W	3000K	200mA	940 lm	86%
	DALI PUSH** A216-22-32- W R G Z WN N W65	7W	4000K	200mA	960 lm	86%
SWAP M Asymmetric Super CRI CRI>97	A316-22-10- W R G Z WN N W65	7W	2700K	200mA	770 lm	86%
	A316-22-11- W R G Z WN N W65	7W	3000K	200mA	800 lm	86%
	A316-22-12- W R G Z WN N W65	7W	4000K	200mA	820 lm	86%
	A316-22-20- W R G Z WN N W65	7W	2700K	200mA	770 lm	86%
	PHASE CUT** A316-22-21- W R G Z WN N W65	7W	3000K	200mA	800 lm	86%
	A316-22-22- W R G Z WN N W65	7W	4000K	200mA	820 lm	86%
	A316-22-30- W R G Z WN N W65	7W	2700K	200mA	770 lm	86%
	A316-22-31- W R G Z WN N W65	7W	3000K	200mA	800 lm	86%
	DALI PUSH** A316-22-32- W R G Z WN N W65	7W	4000K	200mA	820 lm	86%

220 V~ | IP20 | IP65* | L80B10 >55.000h



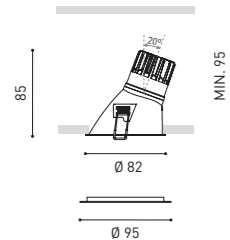
	P	CCT	I	Flux	LOR	
SWAP M Asymmetric DIM to warm CRI>90	PHASE CUT** A216-23-29- W R G Z WN N W65	6W	3000-1800K	350mA	640 lm	80%
	DALI PUSH** A216-23-39- W R G Z WN N W65	6W	3000-1800K	350mA	640 lm	80%

220 V~ | IP20 | IP65* | L80B10 >55.000h



OPTIONAL ACCESSORY

Swap M
Asymmetric



*SWAP IP65

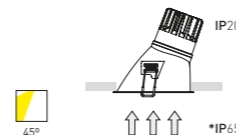
AFFECTS THE LIGHTING PARAMETERS

WHITE - DIRECT REFERENCE	LOR
W65 □	81%
W65 □ DIM TO WARM	76%

OTHER COLOURS

REFERENCE + A212-20-65- | W | N | IP65 ACCESSORY M

PRE-ASSEMBLED. NOT SOLD SEPARATELY



COLOUR | W □ | R □ | G □ | Z □ | WN □ | N □ | MATERIAL | AL | PC | PC | RAL ⓘ » 312

** OTHER DIM OPTIONS PLEASE CONSULT | COLOURS MAY AFFECT THE LIGHTING PARAMETERS

Ⓜ & Ⓜ » 288



MORE INFO >>

	P	CCT	I	Flux	LOR	
SWAP L Asymmetric CRI>90	A216-31-10- W R G Z WN N W65	5W	2700K	150mA	675 lm	86%
	A216-31-11- W R G Z WN N W65	5W	3000K	150mA	700 lm	86%
	A216-31-12- W R G Z WN N W65	5W	4000K	150mA	710 lm	86%
	A216-32-10- W R G Z WN N W65	7W	2700K	200mA	910 lm	86%
	A216-32-11- W R G Z WN N W65	7W	3000K	200mA	940 lm	86%
	A216-32-12- W R G Z WN N W65	7W	4000K	200mA	960 lm	86%
	A216-32-20- W R G Z WN N W65	7W	2700K	200mA	910 lm	86%
	PHASE CUT** A216-32-21- W R G Z WN N W65	7W	3000K	200mA	940 lm	86%
	A216-32-22- W R G Z WN N W65	7W	4000K	200mA	960 lm	86%
	A216-32-30- W R G Z WN N W65	7W	2700K	200mA	910 lm	86%
	A216-32-31- W R G Z WN N W65	7W	3000K	200mA	940 lm	86%
	DALI PUSH** A216-32-32- W R G Z WN N W65	7W	4000K	200mA	960 lm	86%
SWAP L Asymmetric Super CRI CRI>97	A316-32-10- W R G Z WN N W65	7W	2700K	200mA	770 lm	86%
	A316-32-11- W R G Z WN N W65	7W	3000K	200mA	800 lm	86%
	A316-32-12- W R G Z WN N W65	7W	4000K	200mA	820 lm	86%
	A316-32-20- W R G Z WN N W65	7W	2700K	200mA	770 lm	86%
	PHASE CUT** A316-32-21- W R G Z WN N W65	7W	3000K	200mA	800 lm	86%
	A316-32-22- W R G Z WN N W65	7W	4000K	200mA	820 lm	86%
	A316-32-30- W R G Z WN N W65	7W	2700K	200mA	770 lm	86%
	A316-32-31- W R G Z WN N W65	7W	3000K	200mA	800 lm	86%
	DALI PUSH** A316-32-32- W R G Z WN N W65	7W	4000K	200mA	820 lm	86%

220 V~ | IP20 | IP65* | L80B10 >55.000h



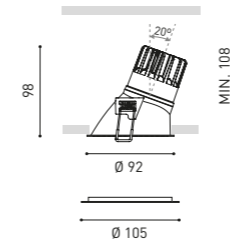
	P	CCT	I	Flux	LOR	
SWAP L Asymmetric DIM to warm CRI>90	PHASE CUT** A216-33-29- W R G Z WN N W65	6W	3000-1800K	350mA	640 lm	80%
	DALI PUSH** A216-33-39- W R G Z WN N W65	6W	3000-1800K	350mA	640 lm	80%

220 V~ | IP20 | IP65* | L80B10 >55.000h



OPTIONAL ACCESSORY

Swap L
Asymmetric



*SWAP IP65

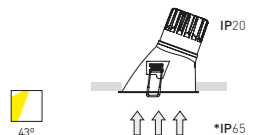
AFFECTS THE LIGHTING PARAMETERS

WHITE - DIRECT REFERENCE	LOR
W65 □	81%
W65 □ DIM TO WARM	76%

OTHER COLOURS

REFERENCE + A212-30-65- | W | N | IP65 ACCESSORY L

PRE-ASSEMBLED. NOT SOLD SEPARATELY



COLOUR | W □ | R □ | G □ | Z □ | WN □ | N □ | MATERIAL | AL | PC | PC | RAL ⓘ » 312

** OTHER DIM OPTIONS PLEASE CONSULT | COLOURS MAY AFFECT THE LIGHTING PARAMETERS

Ⓜ & Ⓜ » 288





MORE INFO >>

	P	CCT	I	Flux	LOR	
SWAP Square CRI>90	A254-31-10- W R G Z WN N W65	5W	2700K	150mA	675 lm	90%
	A254-31-11- W R G Z WN N W65	5W	3000K	150mA	700 lm	90%
	A254-31-12- W R G Z WN N W65	5W	4000K	150mA	710 lm	90%
	A254-32-10- W R G Z WN N W65	7W	2700K	200mA	910 lm	90%
	A254-32-11- W R G Z WN N W65	7W	3000K	200mA	940 lm	90%
	A254-32-12- W R G Z WN N W65	7W	4000K	200mA	960 lm	90%
	A254-32-20- W R G Z WN N W65	7W	2700K	200mA	910 lm	90%
	A254-32-21- W R G Z WN N W65	7W	3000K	200mA	940 lm	90%
	PHASE CUT** A254-32-22- W R G Z WN N W65	7W	4000K	200mA	960 lm	90%
	A254-32-30- W R G Z WN N W65	7W	2700K	200mA	910 lm	90%
	A254-32-31- W R G Z WN N W65	7W	3000K	200mA	940 lm	90%
	DALI I PUSH** A254-32-32- W R G Z WN N W65	7W	4000K	200mA	960 lm	90%
SWAP Square Super CRI CRI>97	A354-32-10- W R G Z WN N W65	7W	2700K	200mA	770 lm	90%
	A354-32-11- W R G Z WN N W65	7W	3000K	200mA	800 lm	90%
	A354-32-12- W R G Z WN N W65	7W	4000K	200mA	820 lm	90%
	A354-32-20- W R G Z WN N W65	7W	2700K	200mA	770 lm	90%
	A354-32-21- W R G Z WN N W65	7W	3000K	200mA	800 lm	90%
	PHASE CUT** A354-32-22- W R G Z WN N W65	7W	4000K	200mA	820 lm	90%
	A354-32-30- W R G Z WN N W65	7W	2700K	200mA	770 lm	90%
	A354-32-31- W R G Z WN N W65	7W	3000K	200mA	800 lm	90%
	DALI I PUSH** A354-32-32- W R G Z WN N W65	7W	4000K	200mA	820 lm	90%

220 V~ | IP20 | IP65* | L90B10 >55.000h

MacAdam Step 2 FAST | CONNEC INCL INCL | ACC. 85 X 85 UGR <19 44°

	P	CCT	I	Flux	LOR	
SWAP Square DIM to warm CRI>90	A254-33-29- W R G Z WN N W65	6W	3000-1800K	350mA	640 lm	80%
	DALI I PUSH** A254-33-39- W R G Z WN N W65	6W	3000-1800K	350mA	640 lm	80%

220 V~ | IP20 | IP65* | L80B10 >55.000h

MacAdam Step 3 FAST | CONNEC INCL INCL | ACC. 85 X 85 UGR <19 44°

OPTIONAL ACCESSORY

*SWAP IP65

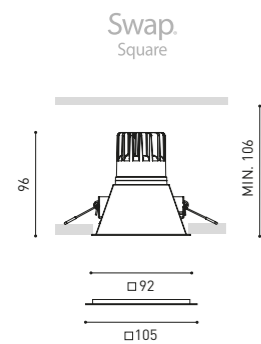
AFFECTS THE LIGHTING PARAMETERS

WHITE - DIRECT REFERENCE	LOR
W65 □	85%
W65 □ DIM TO WARM	76%

OTHER COLOURS

REFERENCE + A254-30-65- | W | N | IP65 ACCESSORY Square

PRE-ASSEMBLED. NOT SOLD SEPARATELY



COLOUR | W □ | R □ | G □ | Z □ | WN □ | N □ | MATERIAL | AL | PC | PC | RAL ⓘ >> 312

** OTHER DIM OPTIONS PLEASE CONSULT | COLOURS MAY AFFECT THE LIGHTING PARAMETERS

Ⓢ & Ⓢ >> 288



MORE INFO >>

	P	CCT	I	Flux	LOR	
SWAP Square Asymmetric CRI>90	A255-31-10- W R G Z WN N W65	5W	2700K	150mA	675 lm	86%
	A255-31-11- W R G Z WN N W65	5W	3000K	150mA	700 lm	86%
	A255-31-12- W R G Z WN N W65	5W	4000K	150mA	710 lm	86%
	A255-32-10- W R G Z WN N W65	7W	2700K	200mA	910 lm	86%
	A255-32-11- W R G Z WN N W65	7W	3000K	200mA	940 lm	86%
	A255-32-12- W R G Z WN N W65	7W	4000K	200mA	960 lm	86%
	A255-32-20- W R G Z WN N W65	7W	2700K	200mA	910 lm	86%
	A255-32-21- W R G Z WN N W65	7W	3000K	200mA	940 lm	86%
	PHASE CUT** A255-32-22- W R G Z WN N W65	7W	4000K	200mA	960 lm	86%
	A255-32-30- W R G Z WN N W65	7W	2700K	200mA	910 lm	86%
	A255-32-31- W R G Z WN N W65	7W	3000K	200mA	940 lm	86%
	DALI I PUSH** A255-32-32- W R G Z WN N W65	7W	4000K	200mA	960 lm	86%
SWAP Square Asymmetric Super CRI CRI>97	A355-32-10- W R G Z WN N W65	7W	2700K	200mA	770 lm	86%
	A355-32-11- W R G Z WN N W65	7W	3000K	200mA	800 lm	86%
	A355-32-12- W R G Z WN N W65	7W	4000K	200mA	820 lm	86%
	A355-32-20- W R G Z WN N W65	7W	2700K	200mA	770 lm	86%
	A355-32-21- W R G Z WN N W65	7W	3000K	200mA	800 lm	86%
	PHASE CUT** A355-32-22- W R G Z WN N W65	7W	4000K	200mA	820 lm	86%
	A355-32-30- W R G Z WN N W65	7W	2700K	200mA	770 lm	86%
	A355-32-31- W R G Z WN N W65	7W	3000K	200mA	800 lm	86%
	DALI I PUSH** A355-32-32- W R G Z WN N W65	7W	4000K	200mA	820 lm	86%

220 V~ | IP20 | IP65* | L90B10 >55.000h

MacAdam Step 2 FAST | CONNEC INCL INCL | ACC. 85 X 85 52°

	P	CCT	I	Flux	LOR	
SWAP Square Asymmetric DIM to warm CRI>90	A255-33-29- W R G Z WN N W65	6W	3000-1800K	350mA	640 lm	80%
	DALI I PUSH** A255-33-39- W R G Z WN N W65	6W	3000-1800K	350mA	640 lm	80%

220 V~ | IP20 | IP65* | L80B10 >55.000h

MacAdam Step 3 FAST | CONNEC INCL INCL | ACC. 85 X 85 52°

OPTIONAL ACCESSORY

*SWAP IP65

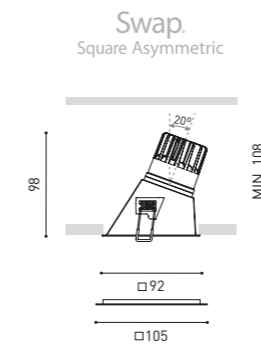
AFFECTS THE LIGHTING PARAMETERS

WHITE - DIRECT REFERENCE	LOR
W65 □	81%
W65 □ DIM TO WARM	76%

OTHER COLOURS

REFERENCE + A254-30-65- | W | N | IP65 ACCESSORY Square

PRE-ASSEMBLED. NOT SOLD SEPARATELY



COLOUR | W □ | R □ | G □ | Z □ | WN □ | N □ | MATERIAL | AL | PC | PC | RAL ⓘ >> 312

** OTHER DIM OPTIONS PLEASE CONSULT | COLOURS MAY AFFECT THE LIGHTING PARAMETERS

Ⓢ & Ⓢ >> 288



BISEL EXTRA

Extra Bezel
Collerette Extra
Cornice Extra
Zusatz-Zierring



Complemento siempre incluido pero de uso opcional. Extiende el bisel de la pieza para cubrir empotramientos mayores, conservando el minimalismo de Swap y su perfecta integración en el techo. Fácil instalación. Ideal para reformas en las que reemplazar puntos de luz, con agujeros preexistentes, sin obras en el techo ni volver a pintar. Swap es la mejor opción de actualización al LED, frente a las lámparas de sustitución 'retrofit'.

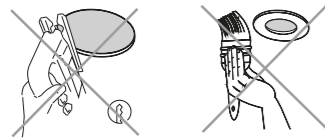
Accessory always included but for optional use. It extends the piece's bezel to cover larger recesses, keeping Swap's minimalism and its perfect integration into the ceiling. Easy to fit. Ideal for reforms to replace the light spot, with the already existing holes, without altering the ceiling or repainting. Swap is the best option for updating to LED technology by means of a real light fixture with incorporated LED, in contrast to just a retrofit lamp that only implies a less efficient update of the light source.

Complément toujours inclus mais à utiliser en option. Élargissement de la collerette de la pièce pour couvrir des encastres supérieurs tout en préservant le minimalisme de Swap et son intégration parfaite au plafond. Facile à installer. Idéal pour les réaménagements comprenant des points lumineux à remplacer avec des trous préexistants, sans travaux au plafond et sans besoin de repeindre. Swap est la meilleure option d'actualisation au LED, quand le LED et l'appareil d'éclairage sont intégrés, face aux lampes de substitution «retrofit».

Complemento sempre incluso, ma di uso facoltativo. Estende la cornice del pezzo per coprire incassi maggiori, conservando il minimalismo di Swap e la sua perfetta integrazione con il soffitto. Di facile installazione. Ideale per ristrutturazioni in cui è necessario sostituire punti luce, con fori pre-esistenti, senza lavori al soffitto né verniciatura. Swap è la migliore opzione di passaggio al LED rispetto alle lampade di sostituzione 'retrofit' che si limitano ad adeguare soltanto la fonte di luce.

Stets im Lieferumfang enthaltenes Zubehör-Teil, das optional verwendet werden kann, zur Verbreiterung des vorhandenen Zierrings und somit auch der Abdeckung größerer Lochmaße. Dabei bleiben der Minimalismus von Swap und die perfekte Integration in die Decke erhalten. Einfacher Einbau. Ideal bei Renovierungen, um Leuchten an bereits bestehenden Öffnungen ohne Eingriffe an der Decke oder zusätzliche Malerarbeiten auszutauschen. SWAP ist somit die ideale Option auf eine echte LED Leuchte mit integrierter LED aufzurüsten, statt nur mit einer ineffizienten Retrofit-Lampe das Leuchtmittel zu aktualisieren.

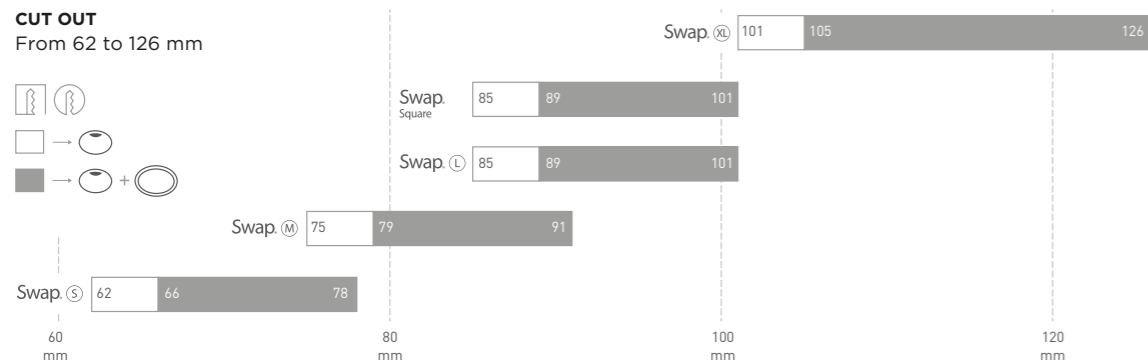
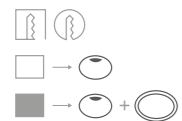
Swap COLOUR	W	R	G	Z	W	N	N
bezel COLOUR	W	W	W	W	W	N	N



NO WORKS, NO REPAINTING

CUT OUT

From 62 to 126 mm



CUT-OUT MEASURES

Swap. S



62-66 +

66-78

Swap. L



85-89 +

89-101

62-126

Swap. M



75-79 +

79-91

Swap. XL



101-105 +

105-126

Swap. M Asymmetric



75-79 +

79-91

75-101

Swap. L Asymmetric



85-89 +

89-101

Swap. Square



85-89 +

89-101

85-101

Swap. Square Asymmetric



85-89 +

89-101

SWAP



		P	CCT	I	Flux	LOR
SWAP S RT 2012	A412-11-10- W R G Z WN N	5W	2700K	150mA	675 lm	81%
	A412-11-11- W R G Z WN N	5W	3000K	150mA	700 lm	81%
	A412-11-12- W R G Z WN N	5W	4000K	150mA	710 lm	81%
	A412-12-10- W R G Z WN N	7W	2700K	200mA	910 lm	81%
	A412-12-11- W R G Z WN N	7W	3000K	200mA	940 lm	81%
	A412-12-12- W R G Z WN N	7W	4000K	200mA	960 lm	81%

220 V~ | IP65 | CRI>90 | L90B10 >55.000h

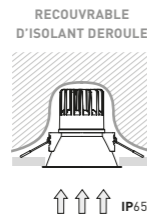
MacAdam Step 2 FAST | CONNEC INCL EXCL | ACC. Ø62 UGR <19 36°



		P	CCT	I	Flux	LOR
SWAP M RT 2012	A412-21-10- W R G Z WN N	5W	2700K	150mA	675 lm	81%
	A412-21-11- W R G Z WN N	5W	3000K	150mA	700 lm	81%
	A412-21-12- W R G Z WN N	5W	4000K	150mA	710 lm	81%
	A412-22-10- W R G Z WN N	7W	2700K	200mA	910 lm	81%
	A412-22-11- W R G Z WN N	7W	3000K	200mA	940 lm	81%
	A412-22-12- W R G Z WN N	7W	4000K	200mA	960 lm	81%

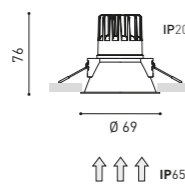
220 V~ | IP65 | CRI>90 | L90B10 >55.000h

MacAdam Step 2 FAST | CONNEC INCL EXCL | ACC. Ø75 UGR <19 46°

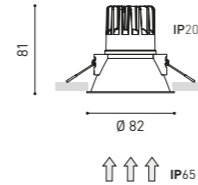


EXCL | COLLERETTE EXCLUE. NON COMPATIBLE

Swap. (S) RT 2012



Swap. (M) RT 2012



SPÉCIALE FRANCE

COLOUR | W □ | R ■ | G ■ | Z ■ | WN □ | N ■ | MATERIAL | AL | PC | RAL ⓘ » 312

COLOURS MAY AFFECT THE LIGHTING PARAMETERS | ADD-ON BEZEL EXCLUDED. NOT COMPATIBLE

POINTER



MORE INFO >>

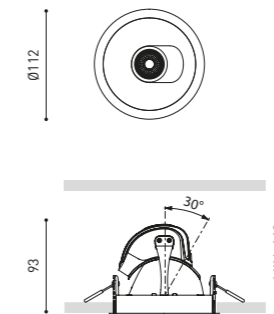
		P	CCT	I	Flux	LOR
POINTER	A271-11- (0) -0- W N	5W	2700K	150mA	680 lm	78%
	A271-11- (0) -1- W N	5W	3000K	150mA	700 lm	78%
	A271-11- (0) -2- W N	5W	4000K	150mA	720 lm	78%
	A271-21- (0) -0- W N	7W	2700K	200mA	860 lm	78%
	A271-21- (0) -1- W N	7W	3000K	200mA	900 lm	78%
	A271-21- (0) -2- W N	7W	4000K	200mA	920 lm	78%
	A271-31- (0) -0- W N	11W	2700K	300mA	1200 lm	78%
	A271-31- (0) -1- W N	11W	3000K	300mA	1250 lm	78%
	A271-31- (0) -2- W N	11W	4000K	300mA	1280 lm	78%
	A271-32- (0) -0- W N	11W	2700K	300mA	1200 lm	78%
	A271-32- (0) -1- W N	11W	3000K	300mA	1250 lm	78%
	A271-32- (0) -2- W N	11W	4000K	300mA	1280 lm	78%
	A271-33- (0) -0- W N	11W	2700K	300mA	1200 lm	78%
	A271-33- (0) -1- W N	11W	3000K	300mA	1250 lm	78%
	A271-33- (0) -2- W N	11W	4000K	300mA	1280 lm	78%

220 V~ | IP20 | CRI>90 | L90B10 >55.000h

MacAdam Step 2 INCL 355° 30° Ø105 37° / 56°

BEAM OPTIONS

1	37°
2	56°











COLOUR | W □ | N ■ | MATERIAL | AL | PC | RAL ⓘ » 312


* OTHER DIM OPTIONS PLEASE CONSULT | COLOURS MAY AFFECT THE LIGHTING PARAMETERS

» 288



MORE INFO >>

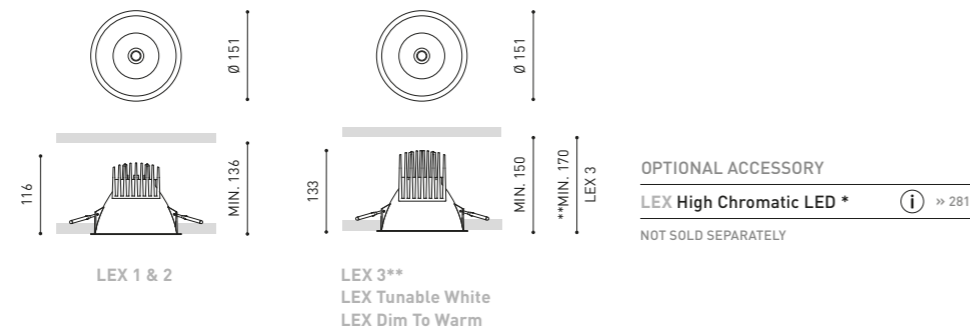
		P	CCT	I	Flux	LOR
LEX 1	A070-01-25- W R G Z WN N	10W	2700K	300mA	1370 lm	70%
	A070-01-01- W R G Z WN N	10W	3000K	300mA	1420 lm	70%
	A070-01-02- W R G Z WN N	10W	4000K	300mA	1440 lm	70%
LEX 2	A070-01-26- W R G Z WN N	17W	2700K	500mA	2070 lm	70%
	A070-01-03- W R G Z WN N	17W	3000K	500mA	2150 lm	70%
	A070-01-04- W R G Z WN N	17W	4000K	500mA	2180 lm	70%
	A070-01-27- W R G Z WN N	17W	2700K	500mA	2070 lm	70%
	 A070-01-07- W R G Z WN N	17W	3000K	500mA	2150 lm	70%
	 A070-01-08- W R G Z WN N	17W	4000K	500mA	2180 lm	70%
	A070-01-29- W R G Z WN N	17W	2700K	500mA	2070 lm	70%
	 A070-01-15- W R G Z WN N	17W	3000K	500mA	2150 lm	70%
	 A070-01-16- W R G Z WN N	17W	4000K	500mA	2180 lm	70%
	LEX 3	A070-01-30- W R G Z WN N	24W	2700K	700mA	2690 lm
A070-01-17- W R G Z WN N		24W	3000K	700mA	2800 lm	70%
A070-01-18- W R G Z WN N		24W	4000K	700mA	2840 lm	70%
A070-01-31- W R G Z WN N		24W	2700K	700mA	2690 lm	70%
 A070-01-23- W R G Z WN N		24W	3000K	700mA	2800 lm	70%
 A070-01-24- W R G Z WN N		24W	4000K	700mA	2840 lm	70%
A070-01-33- W R G Z WN N		24W	2700K	700mA	2690 lm	70%
 A070-01-21- W R G Z WN N		24W	3000K	700mA	2800 lm	70%
 A070-01-22- W R G Z WN N		24W	4000K	700mA	2840 lm	70%

220 V~ |  IP20 | CRI>90 | L90B10 >55.000h
DIM PHASE CUT & OTHER DIM OPTIONS PLEASE CONSULT



		P	CCT	I	Flux	LOR
LEX Tunable White	A368-01-00- W R G Z WN N	21,5W	2700-5000K	600mA	2300 lm	70%
LEX DIM to warm	A368-02-00- W R G Z WN N	20W	1800-3000K	600mA	2150 lm	70%

220 V~ |  IP20 | CRI>90 | L80B10 >55.000h




COLOUR | W  | R  | G  | Z  | WN  | N  | MATERIAL |  AL |  PC | RAL  » 312
OTHER CCT PLEASE CONSULT | * ACCESSORY & COLOURS AFFECT THE LIGHTING PARAMETERS  &  » 288











MORE INFO >>




LEX BLUE ON



LEX BLUE OFF

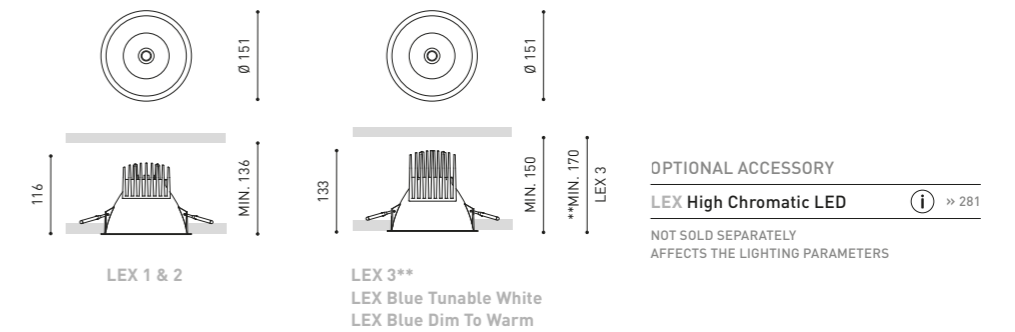
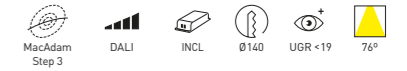
		P	CCT	I	Flux	LOR
LEX Blue 1	A070-02-25- W	10W	2700K	300mA	1370 lm	70%
	A070-02-01- W	10W	3000K	300mA	1420 lm	70%
	A070-02-02- W	10W	4000K	300mA	1440 lm	70%
LEX Blue 2	A070-02-26- W	17W	2700K	500mA	2070 lm	70%
	A070-02-03- W	17W	3000K	500mA	2150 lm	70%
	A070-02-04- W	17W	4000K	500mA	2180 lm	70%
	A070-02-27- W	17W	2700K	500mA	2070 lm	70%
	 A070-02-07- W	17W	3000K	500mA	2150 lm	70%
	 A070-02-08- W	17W	4000K	500mA	2180 lm	70%
	A070-02-29- W	17W	2700K	500mA	2070 lm	70%
	 A070-02-15- W	17W	3000K	500mA	2150 lm	70%
	 A070-02-16- W	17W	4000K	500mA	2180 lm	70%
	LEX Blue 3	A070-02-30- W	24W	2700K	700mA	2690 lm
A070-02-17- W		24W	3000K	700mA	2800 lm	70%
A070-02-18- W		24W	4000K	700mA	2840 lm	70%
A070-02-31- W		24W	2700K	700mA	2690 lm	70%
 A070-02-23- W		24W	3000K	700mA	2800 lm	70%
 A070-02-24- W		24W	4000K	700mA	2840 lm	70%
A070-02-33- W		24W	2700K	700mA	2690 lm	70%
 A070-02-21- W		24W	3000K	700mA	2800 lm	70%
 A070-02-22- W		24W	4000K	700mA	2840 lm	70%

220 V~ |  IP20 | CRI>90 | L90B10 >55.000h
DIM PHASE CUT & OTHER DIM OPTIONS PLEASE CONSULT



		P	CCT	I	Flux	LOR
LEX Blue Tunable White	A368-11-00- W	21,5W	2700-5000K	600mA	2300 lm	70%
LEX Blue DIM to warm	A368-12-00- W	20W	1800-3000K	600mA	2150 lm	70%

220 V~ |  IP20 | CRI>90 | L80B10 >55.000h











COLOUR | W  | MATERIAL |  AL |  PC | RAL  » 312
OTHER CCT PLEASE CONSULT  &  » 288





MORE INFO >>

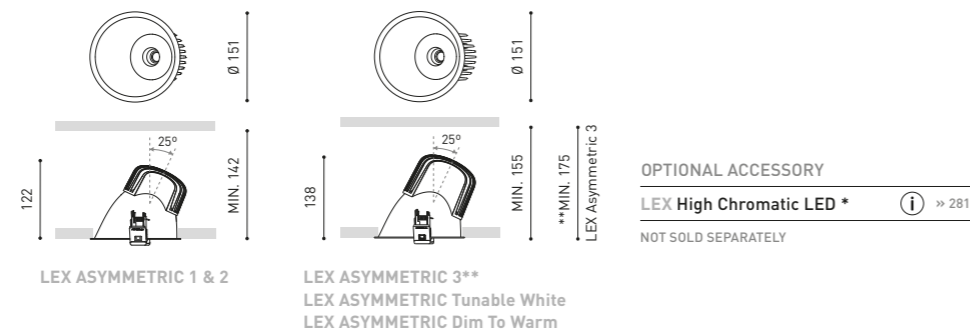
		P	CCT	I	Flux	LOR
LEX Asymmetric 1	A071-01-25- W R G Z WN N	10W	2700K	300mA	1370 lm	70%
	A071-01-01- W R G Z WN N	10W	3000K	300mA	1420 lm	70%
	A071-01-02- W R G Z WN N	10W	4000K	300mA	1440 lm	70%
LEX Asymmetric 2	A071-01-26- W R G Z WN N	17W	2700K	500mA	2070 lm	70%
	A071-01-03- W R G Z WN N	17W	3000K	500mA	2150 lm	70%
	A071-01-04- W R G Z WN N	17W	4000K	500mA	2180 lm	70%
	A071-01-27- W R G Z WN N	17W	2700K	500mA	2070 lm	70%
	A071-01-07- W R G Z WN N	17W	3000K	500mA	2150 lm	70%
	 A071-01-08- W R G Z WN N	17W	4000K	500mA	2180 lm	70%
	A071-01-29- W R G Z WN N	17W	2700K	500mA	2070 lm	70%
	 A071-01-15- W R G Z WN N	17W	3000K	500mA	2150 lm	70%
	 A071-01-16- W R G Z WN N	17W	4000K	500mA	2180 lm	70%
	LEX Asymmetric 3	A071-01-30- W R G Z WN N	24W	2700K	700mA	2690 lm
A071-01-17- W R G Z WN N		24W	3000K	700mA	2800 lm	70%
A071-01-18- W R G Z WN N		24W	4000K	700mA	2840 lm	70%
A071-01-31- W R G Z WN N		24W	2700K	700mA	2690 lm	70%
 A071-01-23- W R G Z WN N		24W	3000K	700mA	2800 lm	70%
 A071-01-24- W R G Z WN N		24W	4000K	700mA	2840 lm	70%
A071-01-33- W R G Z WN N		24W	2700K	700mA	2690 lm	70%
 A071-01-21- W R G Z WN N		24W	3000K	700mA	2800 lm	70%
 A071-01-22- W R G Z WN N		24W	4000K	700mA	2840 lm	70%

220 V~ |  IP20 | CRI>90 | L90B10 >55.000h
DIM PHASE CUT & OTHER DIM OPTIONS PLEASE CONSULT



		P	CCT	I	Flux	LOR
LEX Asymmetric Tunable White	A369-01-00- W R G Z WN N	21,5W	2700-5000K	600mA	2300 lm	70%
LEX Asymmetric DIM to warm	A369-02-00- W R G Z WN N	20W	1800-3000K	600mA	2150 lm	70%

220 V~ |  IP20 | CRI>90 | L80B10 >55.000h



COLOUR | W  | R  | G  | Z  | WN  | N  | MATERIAL |  AL |  PC | RAL  » 312
OTHER CCT PLEASE CONSULT | * ACCESSORY & COLOURS AFFECT THE LIGHTING PARAMETERS  &  » 288








MORE INFO >>




LEX ASYMMETRIC BLUE ON




LEX ASYMMETRIC BLUE OFF

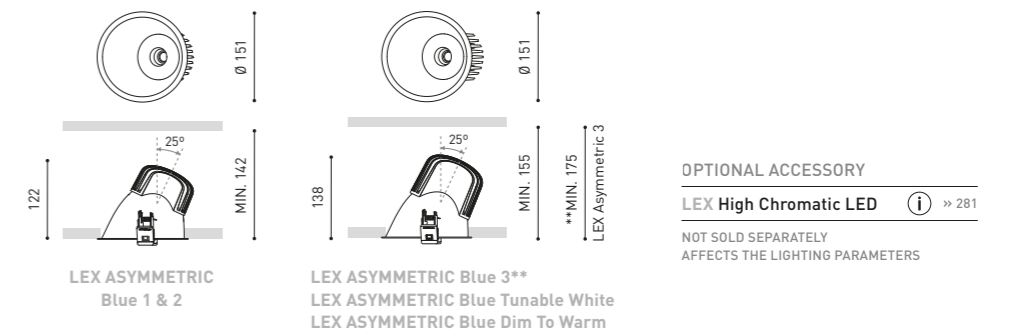
		P	CCT	I	Flux	LOR
LEX Asymmetric Blue 1	A071-02-25- W	10W	2700K	300mA	1370 lm	70%
	A071-02-01- W	10W	3000K	300mA	1420 lm	70%
	A071-02-02- W	10W	4000K	300mA	1440 lm	70%
LEX Asymmetric Blue 2	A071-02-26- W	17W	2700K	500mA	2070 lm	70%
	A071-02-03- W	17W	3000K	500mA	2150 lm	70%
	A071-02-04- W	17W	4000K	500mA	2180 lm	70%
	A071-02-27- W	17W	2700K	500mA	2070 lm	70%
	A071-02-07- W	17W	3000K	500mA	2150 lm	70%
	 A071-02-08- W	17W	4000K	500mA	2180 lm	70%
	A071-02-29- W	17W	2700K	500mA	2070 lm	70%
	 A071-02-15- W	17W	3000K	500mA	2150 lm	70%
	 A071-02-16- W	17W	4000K	500mA	2180 lm	70%
	LEX Asymmetric Blue 3	A071-02-30- W	24W	2700K	700mA	2690 lm
A071-02-17- W		24W	3000K	700mA	2800 lm	70%
A071-02-18- W		24W	4000K	700mA	2840 lm	70%
A071-02-31- W		24W	2700K	700mA	2690 lm	70%
 A071-02-23- W		24W	3000K	700mA	2800 lm	70%
 A071-02-24- W		24W	4000K	700mA	2840 lm	70%
A071-02-33- W		24W	2700K	700mA	2690 lm	70%
 A071-02-21- W		24W	3000K	700mA	2800 lm	70%
 A071-02-22- W		24W	4000K	700mA	2840 lm	70%

220 V~ |  IP20 | CRI>90 | L90B10 >55.000h
DIM PHASE CUT & OTHER DIM OPTIONS PLEASE CONSULT



		P	CCT	I	Flux	LOR
LEX Asymmetric Blue Tunable White	A369-11-00- W	21,5W	2700-5000K	600mA	2300 lm	70%
LEX Asymmetric Blue DIM to warm	A369-12-00- W	20W	1800-3000K	600mA	2150 lm	70%

220 V~ |  IP20 | CRI>90 | L80B10 >55.000h



COLOUR | W  | MATERIAL |  AL |  PC | RAL  » 312
OTHER CCT PLEASE CONSULT  &  » 288

MORE INFO >>



LEX MINI & LEX MINI BLUE ON



LEX MINI BLUE OFF

			P	CCT	I	Flux	LOR
LEX Mini 1	A378-01-10-	W R G Z WN N	6,5W	2700K	200mA	910 lm	70%
	A378-01-11-	W R G Z WN N	6,5W	3000K	200mA	940 lm	70%
	A378-01-12-	W R G Z WN N	6,5W	4000K	200mA	960 lm	70%
LEX Mini Blue 1	A378-11-10-	W	6,5W	2700K	200mA	910 lm	70%
	A378-11-11-	W	6,5W	3000K	200mA	940 lm	70%
	A378-11-12-	W	6,5W	4000K	200mA	960 lm	70%
LEX Mini 2	A378-02- Ⓞ -0-	W R G Z WN N	12W	2700K	350mA	1400 lm	70%
	A378-02- Ⓞ -1-	W R G Z WN N	12W	3000K	350mA	1460 lm	70%
	A378-02- Ⓞ -2-	W R G Z WN N	12W	4000K	350mA	1480 lm	70%
LEX Mini Blue 2	A378-12- Ⓞ -0-	W	12W	2700K	350mA	1400 lm	70%
	A378-12- Ⓞ -1-	W	12W	3000K	350mA	1460 lm	70%
	A378-12- Ⓞ -2-	W	12W	4000K	350mA	1480 lm	70%


220 V~ |  IP20 | CRI>90 | L90B10 >55.000h



Ⓞ *OPTIONS

1	No DIM
2	DIM DALI
3	DIM Push

DIM PHASE CUT & OTHER DIM OPTIONS PLEASE CONSULT

OPTIONAL ACCESSORY
LEX High Chromatic LED **  » 281
NOT SOLD SEPARATELY

			P	CCT	I	Flux	LOR
LEX Mini Tunable White	A378-00-28-	W R G Z WN N	10,5W	2700-5000K	600mA	1250 lm	70%
LEX Mini Blue Tunable White	A378-10-28-	W	10,5W	2700-5000K	600mA	1250 lm	70%

220 V~ |  IP20 | CRI>90 | L80B10 >55.000h

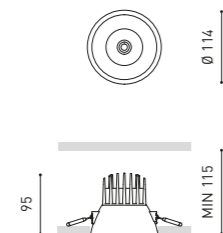










			P	CCT	I	Flux	LOR
LEX Mini DIM to Warm	A378-00-29-	W R G Z WN N	11,5W	1800-3000K	350mA	1265 lm	70%
LEX Mini Blue dim to warm	A378-10-29-	W	11,5W	1800-3000K	350mA	1265 lm	70%

220 V~ |  IP20 | CRI>90 | L80B10 >55.000h



DIM PHASE CUT & OTHER DIM OPTIONS PLEASE CONSULT



COLOUR | W  | R  | G  | Z  | WN  | N  | MATERIAL |  AL |  PC | RAL  » 312


** ACCESSORY & COLOURS AFFECT THE LIGHTING PARAMETERS

 &  » 288

MORE INFO >>



LEX MINI ASYMM. & MINI ASYMM. BLUE ON



LEX MINI ASYMMETRIC BLUE OFF

			P	CCT	I	Flux	LOR
LEX Mini Asymmetric 1	A379-01-10-	W R G Z WN N	6,5W	2700K	200mA	910 lm	70%
	A379-01-11-	W R G Z WN N	6,5W	3000K	200mA	940 lm	70%
	A379-01-12-	W R G Z WN N	6,5W	4000K	200mA	960 lm	70%
LEX Mini Asymmetric Blue 1	A379-11-10-	W	6,5W	2700K	200mA	910 lm	70%
	A379-11-11-	W	6,5W	3000K	200mA	940 lm	70%
	A379-11-12-	W	6,5W	4000K	200mA	960 lm	70%
LEX Mini Asymmetric 2	A379-02- Ⓞ -0-	W R G Z WN N	12W	2700K	350mA	1400 lm	70%
	A379-02- Ⓞ -1-	W R G Z WN N	12W	3000K	350mA	1460 lm	70%
	A379-02- Ⓞ -2-	W R G Z WN N	12W	4000K	350mA	1480 lm	70%
LEX Mini Asymmetric Blue 2	A379-12- Ⓞ -0-	W	12W	2700K	350mA	1400 lm	70%
	A379-12- Ⓞ -1-	W	12W	3000K	350mA	1460 lm	70%
	A379-12- Ⓞ -2-	W	12W	4000K	350mA	1480 lm	70%


220 V~ |  IP20 | CRI>90 | L90B10 >55.000h



Ⓞ *OPTIONS

1	No DIM
2	DIM DALI
3	DIM Push

DIM PHASE CUT & OTHER DIM OPTIONS PLEASE CONSULT

OPTIONAL ACCESSORY
LEX High Chromatic LED **  » 281
NOT SOLD SEPARATELY

			P	CCT	I	Flux	LOR
LEX Mini Asymmetric Tunable White	A379-00-28-	W R G Z WN N	10,5W	2700-5000K	600mA	1250 lm	70%
LEX Mini Asymmetric Blue Tunable White	A379-10-28-	W	10,5W	2700-5000K	600mA	1250 lm	70%

220 V~ |  IP20 | CRI>90 | L80B10 >55.000h

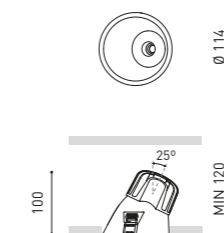


			P	CCT	I	Flux	LOR
LEX Mini Asymmetric DIM to Warm	A379-00-29-	W R G Z WN N	11,5W	1800-3000K	350mA	1265 lm	70%
LEX Mini Asymmetric Blue DIM to warm	A379-10-29-	W	11,5W	1800-3000K	350mA	1265 lm	70%

220 V~ |  IP20 | CRI>90 | L80B10 >55.000h



DIM PHASE CUT & OTHER DIM OPTIONS PLEASE CONSULT




COLOUR | W  | R  | G  | Z  | WN  | N  | MATERIAL |  AL |  PC | RAL  » 312

** ACCESSORY & COLOURS AFFECT THE LIGHTING PARAMETERS

 &  » 288

DUOMO



MORE INFO >>

	P	CCT	I	Flux	LOR	
DUOMO IP65/IP20	A285-01-11-	16,5W	3000K	500mA	2450 lm	80%
	A285-01-12-	16,5W	4000K	500mA	2500 lm	80%
	A285-02-Ⓞ -1-	41W	3000K	1200mA	5100 lm	80%
	A285-02-Ⓞ -2-	41W	4000K	1200mA	5200 lm	80%

220 V~ | 240 V~ | CRI>90 | L90B10 >55.000h



	P	CCT	I	Flux	LOR	
DUOMO IP65/IP65	A285-11-11-	16,5W	3000K	500mA	2450 lm	80%
	A285-11-12-	16,5W	4000K	500mA	2500 lm	80%
	A285-12-11-	41W	3000K	1200mA	5100 lm	80%
	A285-12-12-	41W	4000K	1200mA	5200 lm	80%

220 V~ | 240 V~ | CRI>90 | L90B10 >55.000h



*OPTIONS

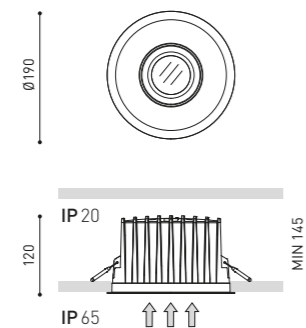
1	No DIM
2	DIM Push
4	DIM DALI

DIM PHASE CUT & OTHER DIM OPTIONS PLEASE CONSULT

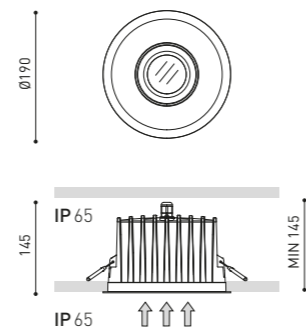
OPTIONAL

DUOMO High Chromatic LED ⓘ >> 281
NOT SOLD SEPARATELY | AFFECTS THE LIGHTING PARAMETERS

DUOMO IP65 / IP20



DUOMO IP65 / IP65



COLOUR | W □ | MATERIAL | AL | PC | OPTICAL GLASS |

OTHER CCT PLEASE CONSULT


RAL ⓘ >> 312

Ⓞ & ⓘ >> 288


PUCK RECESSED




Extended Family
Puck_P.116



MORE INFO >>



MORE INFO >>



MORE INFO >>

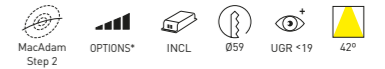
*OPTIONS

1	No DIM
2	DIM DALI Push

DIM PHASE CUT & OTHER DIM OPTIONS PLEASE CONSULT

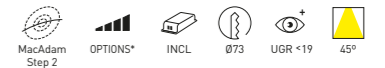
	P	CCT	I	Flux	LOR	
PUCK S Recessed	A313-00-Ⓞ -0- WT NT	5W	2700K	150mA	670 lm	80%
	A313-00-Ⓞ -1- WT NT	5W	3000K	150mA	700 lm	80%
	A313-00-Ⓞ -2- WT NT	5W	4000K	150mA	710 lm	80%
PUCK S Recessed IP54	A314-00-Ⓞ -0- WT NT	5W	2700K	150mA	670 lm	80%
	A314-00-Ⓞ -1- WT NT	5W	3000K	150mA	700 lm	80%
	A314-00-Ⓞ -2- WT NT	5W	4000K	150mA	710 lm	80%

220 V~ | 240 V~ | CRI>90 | L90B10 >55.000h



	P	CCT	I	Flux	LOR	
PUCK M Recessed	A313-10-Ⓞ -0- WT NT	9W	2700K	500mA	1090 lm	80%
	A313-10-Ⓞ -1- WT NT	9W	3000K	500mA	1160 lm	80%
	A313-10-Ⓞ -2- WT NT	9W	4000K	500mA	1230 lm	80%
PUCK M Recessed IP54	A314-10-Ⓞ -0- WT NT	9W	2700K	500mA	1090 lm	80%
	A314-10-Ⓞ -1- WT NT	9W	3000K	500mA	1160 lm	80%
	A314-10-Ⓞ -2- WT NT	9W	4000K	500mA	1230 lm	80%

220 V~ | 240 V~ | CRI>90 | L80B10 >40.000h

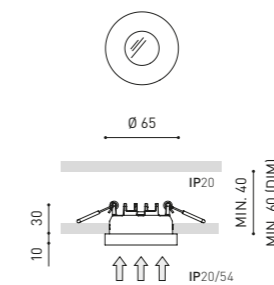


	P	CCT	I	Flux	LOR	
PUCK L Recessed	A313-20-Ⓞ -0- WT NT	12W	2700K	350mA	1550 lm	82%
	A313-20-Ⓞ -1- WT NT	12W	3000K	350mA	1610 lm	82%
	A313-20-Ⓞ -2- WT NT	12W	4000K	350mA	1640 lm	82%
PUCK L Recessed IP54	A314-20-Ⓞ -0- WT NT	12W	2700K	350mA	1550 lm	82%
	A314-20-Ⓞ -1- WT NT	12W	3000K	350mA	1610 lm	82%
	A314-20-Ⓞ -2- WT NT	12W	4000K	350mA	1640 lm	82%

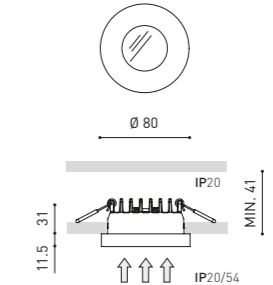
220 V~ | 240 V~ | CRI>90 | L90B10 >55.000h



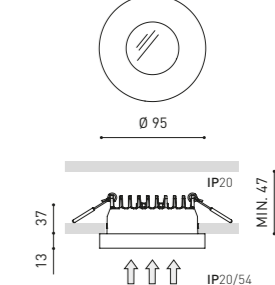
PUCK S RECESSED



PUCK M RECESSED



PUCK L RECESSED



COLOUR | WT □ | NT ■ |

MATERIAL | AL | OPTICAL GLASS |


RAL ⓘ >> 312

Ⓞ & ⓘ >> 288

ALASKA TRIMLESS



Extended Family
Alaska_P.130
Alaska 24V_P.181
Alaska Fancy Shape_P.238



MORE INFO >>

		CCT	LOR
ALASKA Trimless	A401-00-00- N	2700K	30%
	A401-00-01- N	3000K	30%

IP20 | CRI>90 | L90B10 >55.000h

 MacAdam Step 2
 EXCL**
 EXCL*
 21°

*DRIVER OPTIONS		P	I	CCT	Flux
NO DIM	0434-00-42	4,5W	500mA	2700K	475 lm
	1 to 4 Alaska Trimless			3000K	500 lm
DALI	0434-00-44	4,5W	500mA	2700K	475 lm
	1 to 4 Alaska Trimless			3000K	500 lm

220 V~ | 240 V~ | DRIVER MUST BE PLACED ON REMOTE | DIM PHASE CUT & OTHER DIM OPTIONS PLEASE CONSULT » 282

ACCESSORY

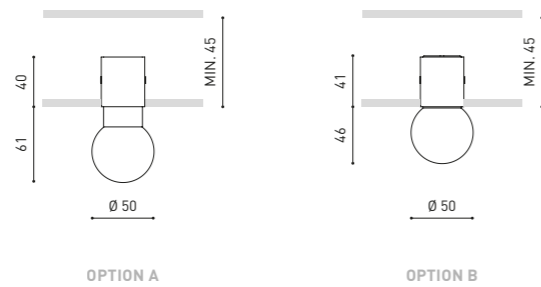
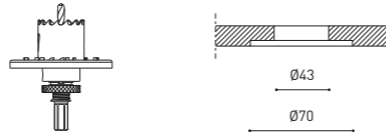
ALASKA Trimless Accessory** A401-10-00

MANDATORY FOR INSTALLATION



OPTIONAL ACCESSORY

TRIMLESS TOOL D43 X D70mm A478-00-02

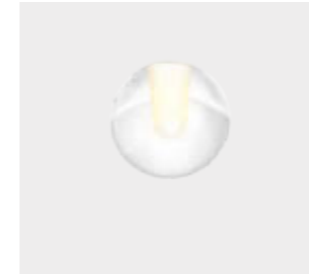


COLOUR | N ■ | MATERIAL | AL | OPTICAL GLASS |

RAL » 312

OTHER CCT OPTIONS PLEASE CONSULT

» 288



MORE INFO >>

		P	CCT	I	Flux	LOR
ALASKA Big Trimless	A426-00- 00 -0- N	9,3W	2700K	550mA	1130 lm	37%
	A426-00- 00 -1- N	9,3W	3000K	550mA	1200 lm	37%

220 V~ | 240 V~ | IP20 | CRI>90 | L90B10 >60.000h

 MacAdam Step 2
 OPTIONS*
 EXCL**
 INCL
 44°

00 OPTIONS*

- 1 No DIM
- 2 DIM DALI
- 3 DIM Push

DIM PHASE CUT & OTHER DIM OPTIONS PLEASE CONSULT

ACCESSORY

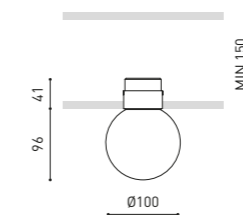
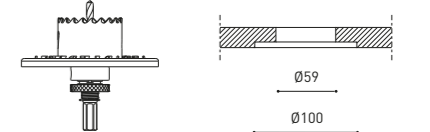
ALASKA BIG Trimless Accessory** A426-10-00

MANDATORY FOR INSTALLATION



OPTIONAL ACCESSORY

TRIMLESS TOOL D59 X D100mm A478-00-03




COLOUR | N ■ | MATERIAL | AL | OPTICAL GLASS |

RAL » 312


OTHER CCT OPTIONS PLEASE CONSULT

» 288

OLYMPIA



MORE INFO >>



MORE INFO >>

		P	CCT	I	Flux	LOR
OLYMPIA	A257-00- Ⓞ -1- W	10,5W	3000K	350mA	1550 lm	67%
	A257-00- Ⓞ -2- W	10,5W	4000K	350mA	1575 lm	67%

220 V~ | IP54 | IK10 | CRI>90 | L80B10 >60.000h



		P	CCT	I	Flux	LOR
OLYMPIA Mini	A258-00- Ⓞ -1- W	5,5W	3000K	500mA	800 lm	63%
	A258-00- Ⓞ -2- W	5,5W	4000K	500mA	825 lm	63%

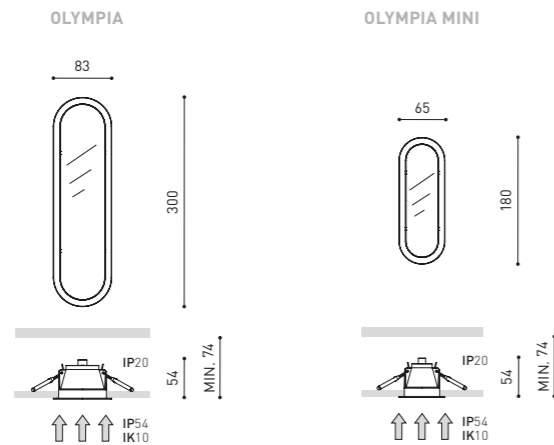
220 V~ | IP54 | IK10 | CRI>90 | L80B10 >60.000h



Ⓞ *OPTIONS

1	No DIM
2	DIM Push
4	DIM DALI

DIM PHASE CUT & OTHER DIM OPTIONS PLEASE CONSULT



COLOUR | W □ | MATERIAL | AL | PC | PC |

EASY CUT OUT INSTALLATION, TEMPLATE INCLUDED

RAL » 312

& » 288



DEEP



MORE INFO >>



MORE INFO >>



MORE INFO >>

○ *OPTIONS

0	IP43
1	IP54

Ⓞ **OPTIONS

1	No DIM
2	DIM Push
4	DIM DALI

DIM PHASE CUT & OTHER DIM OPTIONS PLEASE CONSULT



		P	CCT	I	Flux	LOR
DEEP Maxi 2	A248- ○ -2- Ⓞ -1- WT	15W	3000K	350mA	2450 lm	85%
	A248- ○ -2- Ⓞ -2- WT	15W	4000K	350mA	2500 lm	85%
DEEP Maxi 3	A248- ○ -3- Ⓞ -1- WT	22W	3000K	500mA	3450 lm	85%
	A248- ○ -3- Ⓞ -2- WT	22W	4000K	500mA	3500 lm	85%
DEEP Maxi 4	A248- ○ -4- Ⓞ -1- WT	31W	3000K	700mA	4700 lm	85%
	A248- ○ -4- Ⓞ -2- WT	31W	4000K	700mA	4775 lm	85%
DEEP Maxi 5	A248- ○ -5- Ⓞ -1- WT	40W	3000K	900mA	5825 lm	85%
	A248- ○ -5- Ⓞ -2- WT	40W	4000K	900mA	5925 lm	85%

220 V~ | IP43 | IP54* | CRI>90 | L80B10 >60.000h



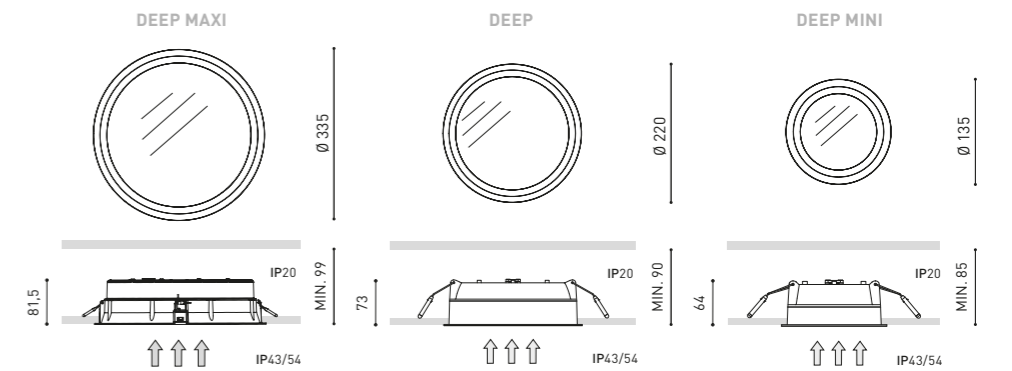
		P	CCT	I	Flux	LOR
DEEP 1	A249- ○ -1- Ⓞ -0- WT	10,5W	2700K	350mA	1525 lm	85%
	A249- ○ -1- Ⓞ -1- WT	10,5W	3000K	350mA	1650 lm	85%
	A249- ○ -1- Ⓞ -2- WT	10,5W	4000K	350mA	1675 lm	85%
DEEP 2	A249- ○ -2- Ⓞ -0- WT	15,5W	2700K	500mA	2100 lm	85%
	A249- ○ -2- Ⓞ -1- WT	15,5W	3000K	500mA	2275 lm	85%
	A249- ○ -2- Ⓞ -2- WT	15,5W	4000K	500mA	2300 lm	85%
DEEP 3	A249- ○ -3- Ⓞ -0- WT	22W	2700K	700mA	2800 lm	85%
	A249- ○ -3- Ⓞ -1- WT	22W	3000K	700mA	3025 lm	85%
	A249- ○ -3- Ⓞ -2- WT	22W	4000K	700mA	3075 lm	85%
DEEP 4	A249- ○ -4- Ⓞ -1- WT	27W	3000K	700mA	4050 lm	87%
	A249- ○ -4- Ⓞ -2- WT	27W	4000K	700mA	4100 lm	87%

220 V~ | IP43 | IP54* | CRI>90 | L80B10 >60.000h



		P	CCT	I	Flux	LOR
DEEP Mini 2	A250- ○ -2- Ⓞ -0- WT	7W	2700K	500mA	975 lm	76%
	A250- ○ -2- Ⓞ -1- WT	7W	3000K	500mA	1050 lm	76%
	A250- ○ -2- Ⓞ -2- WT	7W	4000K	500mA	1075 lm	76%
DEEP Mini 3	A250- ○ -3- Ⓞ -0- WT	10W	2700K	700mA	1275 lm	76%
	A250- ○ -3- Ⓞ -1- WT	10W	3000K	700mA	1375 lm	76%
	A250- ○ -3- Ⓞ -2- WT	10W	4000K	700mA	1400 lm	76%

220 V~ | IP43 | IP54* | CRI>90 | L80B10 >60.000h



COLOUR | WT □ | MATERIAL | AL | PMMA |

RAL » 312

& » 288

DROP



MORE INFO >>



MORE INFO >>

○ *OPTIONS

0	IP43
1	IP54

⊗ **OPTIONS

1	No DIM
2	DIM Push
4	DIM DALI

DIM PHASE CUT & OTHER DIM OPTIONS PLEASE CONSULT

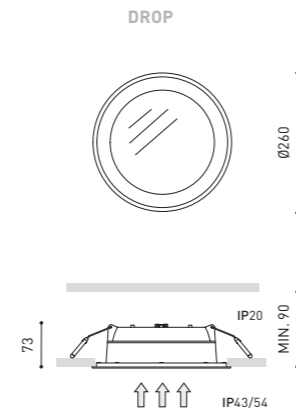
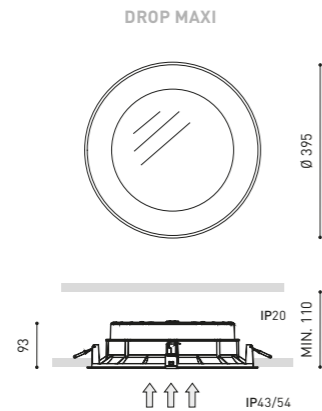
		P	CCT	I	Flux	LOR
DROP Maxi 2	A235- ○ -2- ⊗ -1- WT	15W	3000K	350mA	2450 lm	84%
	A235- ○ -2- ⊗ -2- WT	15W	4000K	350mA	2500 lm	84%
DROP Maxi 3	A235- ○ -3- ⊗ -1- WT	22W	3000K	500mA	3450 lm	84%
	A235- ○ -3- ⊗ -2- WT	22W	4000K	500mA	3500 lm	84%
DROP Maxi 4	A235- ○ -4- ⊗ -1- WT	31W	3000K	700mA	4700 lm	84%
	A235- ○ -4- ⊗ -2- WT	31W	4000K	700mA	4775 lm	84%
DROP Maxi 5	A235- ○ -5- ⊗ -1- WT	40W	3000K	900mA	5825 lm	84%
	A235- ○ -5- ⊗ -2- WT	40W	4000K	900mA	5925 lm	84%

220 V~ | 240 V~ | IP43 | IP54* | CRI>90 | L80B10 >60.000h



		P	CCT	I	Flux	LOR
DROP 1	A193- ○ -1- ⊗ -0- WT	10,5W	2700K	350mA	1525 lm	86%
	A193- ○ -1- ⊗ -1- WT	10,5W	3000K	350mA	1650 lm	86%
	A193- ○ -1- ⊗ -2- WT	10,5W	4000K	350mA	1675 lm	86%
DROP 2	A193- ○ -2- ⊗ -0- WT	15,5W	2700K	500mA	2100 lm	86%
	A193- ○ -2- ⊗ -1- WT	15,5W	3000K	500mA	2275 lm	86%
	A193- ○ -2- ⊗ -2- WT	15,5W	4000K	500mA	2300 lm	86%
DROP 3	A193- ○ -3- ⊗ -0- WT	22W	2700K	700mA	2800 lm	86%
	A193- ○ -3- ⊗ -1- WT	22W	3000K	700mA	3025 lm	86%
	A193- ○ -3- ⊗ -2- WT	22W	4000K	700mA	3075 lm	86%
DROP 4	A193- ○ -4- ⊗ -1- WT	27W	3000K	700mA	4050 lm	88%
	A193- ○ -4- ⊗ -2- WT	27W	4000K	700mA	4100 lm	88%

220 V~ | 240 V~ | IP43 | IP54* | CRI>90 | L80B10 >60.000h



COLOUR | WT □ | MATERIAL | AL | PMMA |

RAL ⓘ » 312

Ⓢ & Ⓢ » 288




MORE INFO >>




⊗ **OPTIONS

1	No DIM
2	DIM Push
4	DIM DALI

DIM PHASE CUT & OTHER DIM OPTIONS PLEASE CONSULT



MORE INFO >>



MORE INFO >>

⊗ *OPTIONS

1	No DIM
2	DIM Phase Cut

OTHER DIM OPTIONS PLEASE CONSULT



		P	CCT	I	Flux	LOR
DROP Mini 2	A194- ○ -2- ⊗ -0- WT	7W	2700K	500mA	975 lm	78%
	A194- ○ -2- ⊗ -1- WT	7W	3000K	500mA	1050 lm	78%
	A194- ○ -2- ⊗ -2- WT	7W	4000K	500mA	1075 lm	78%
DROP Mini 3	A194- ○ -3- ⊗ -0- WT	10W	2700K	700mA	1275 lm	78%
	A194- ○ -3- ⊗ -1- WT	10W	3000K	700mA	1375 lm	78%
	A194- ○ -3- ⊗ -2- WT	10W	4000K	700mA	1400 lm	78%

220 V~ | 240 V~ | IP43 | IP54* | CRI>90 | L80B10 >60.000h



○ *OPTIONS

0	IP43
1	IP54

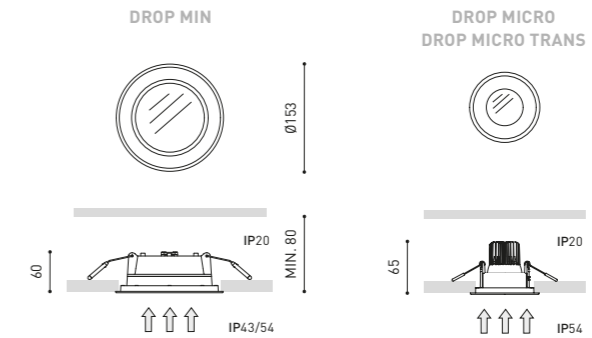
		P	CCT	I	Flux	LOR
DROP Micro 1	A224-01-10- WT NT	5W	2700K	140mA	700 lm	72%
	A224-01-11- WT NT	5W	3000K	140mA	730 lm	72%
	A224-01-12- WT NT	5W	4000K	140mA	750 lm	72%
DROP Micro 2	A224-02- ⊗ -0- WT NT	7,5W	2700K	200mA	950 lm	72%
	A224-02- ⊗ -1- WT NT	7,5W	3000K	200mA	1000 lm	72%
	A224-02- ⊗ -2- WT NT	7,5W	4000K	200mA	1030 lm	72%

220 V~ | 240 V~ | IP54 | CRI>80 | L90B10 >55.000h



		P	CCT	I	Flux	LOR
DROP Micro Trans 1	A223-01-10- WT NT	5W	2700K	140mA	700 lm	80%
	A223-01-11- WT NT	5W	3000K	140mA	730 lm	80%
	A223-01-12- WT NT	5W	4000K	140mA	750 lm	80%
DROP Micro Trans 2	A223-02- ⊗ -0- WT NT	7,5W	2700K	200mA	950 lm	80%
	A223-02- ⊗ -1- WT NT	7,5W	3000K	200mA	1000 lm	80%
	A223-02- ⊗ -2- WT NT	7,5W	4000K	200mA	1030 lm	80%

220 V~ | 240 V~ | IP54 | CRI>80 | L90B10 >55.000h



COLOUR | WT □ | MATERIAL | AL | PMMA |

RAL ⓘ » 312

COLOUR | WT □ | NT ■ | MATERIAL | AL | PMMA || AL | GL-TRANS | Ⓢ & Ⓢ » 288

STRAM



MORE INFO >>



MORE INFO >>

		P	CCT	I	Flux	LOR
STRAM Prismatic 1	A198-01- 00 -0- WT	10,5W	2700K	350mA	1525 lm	87%
	A198-01- 00 -1- WT	10,5W	3000K	350mA	1650 lm	87%
	A198-01- 00 -2- WT	10,5W	4000K	350mA	1675 lm	87%
STRAM Prismatic 2	A198-02- 00 -0- WT	15,5W	2700K	500mA	2100 lm	87%
	A198-02- 00 -1- WT	15,5W	3000K	500mA	2275 lm	87%
	A198-02- 00 -2- WT	15,5W	4000K	500mA	2300 lm	87%
STRAM Prismatic 3	A198-03- 00 -0- WT	22W	2700K	700mA	2800 lm	87%
	A198-03- 00 -1- WT	22W	3000K	700mA	3025 lm	87%
	A198-03- 00 -2- WT	22W	4000K	700mA	3075 lm	87%
STRAM Prismatic 4	A198-04- 00 -1- WT	27W	3000K	700mA	4050 lm	89%
	A198-04- 00 -2- WT	27W	4000K	700mA	4100 lm	89%

220 V~ | 240 V~ | IP43 | IP54** | CRI>90 | L80B10 >60.000h | MacAdam Step 2 | OPTIONS* | INCL | Ø205 | UGR <19 | 93°

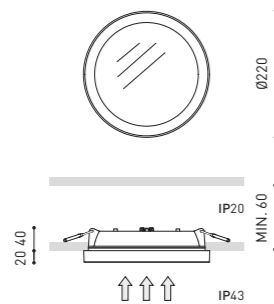
		P	CCT	I	Flux	LOR
STRAM Mini Prismatic 2	A237-02- 00 -0- WT	7W	2700K	500mA	975 lm	80%
	A237-02- 00 -1- WT	7W	3000K	500mA	1050 lm	80%
	A237-02- 00 -2- WT	7W	4000K	500mA	1075 lm	80%
STRAM Mini Prismatic 3	A237-03- 00 -0- WT	10W	2700K	700mA	1275 lm	80%
	A237-03- 00 -1- WT	10W	3000K	700mA	1375 lm	80%
	A237-03- 00 -2- WT	10W	4000K	700mA	1400 lm	80%

220 V~ | 240 V~ | IP43 | IP54** | CRI>90 | L80B10 >60.000h | MacAdam Step 2 | OPTIONS* | INCL | Ø122 | 87°

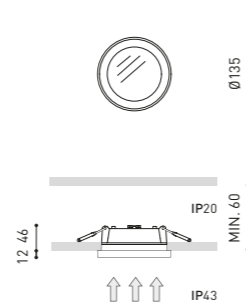
00	*OPTIONS
1	No DIM
2	DIM Push
4	DIM DALI

DIM PHASE CUT & OTHER DIM OPTIONS PLEASE CONSULT

STRAM PRISMATIC



STRAM MINI PRISMATIC



COLOUR | WT □ | MATERIAL | AL | PMMA |

RAL ⓘ » 312

** IP54 PLEASE CONSULT

Ⓢ & Ⓢ » 288



Extended Family
Stram Surface_P.117



MORE INFO >>



MORE INFO >>

		P	CCT	I	Flux	LOR
STRAM 1	A197- 00 -1- 00 -0- WT	10,5W	2700K	350mA	1525 lm	87%
	A197- 00 -1- 00 -1- WT	10,5W	3000K	350mA	1650 lm	87%
	A197- 00 -1- 00 -2- WT	10,5W	4000K	350mA	1675 lm	87%
STRAM 2	A197- 00 -2- 00 -0- WT	15,5W	2700K	500mA	2100 lm	87%
	A197- 00 -2- 00 -1- WT	15,5W	3000K	500mA	2275 lm	87%
	A197- 00 -2- 00 -2- WT	15,5W	4000K	500mA	2300 lm	87%
STRAM 3	A197- 00 -3- 00 -0- WT	22W	2700K	700mA	2800 lm	87%
	A197- 00 -3- 00 -1- WT	22W	3000K	700mA	3025 lm	87%
	A197- 00 -3- 00 -2- WT	22W	4000K	700mA	3075 lm	87%
STRAM 4	A197- 00 -4- 00 -1- WT	27W	3000K	700mA	4050 lm	89%
	A197- 00 -4- 00 -2- WT	27W	4000K	700mA	4100 lm	89%

220 V~ | 240 V~ | IP43 | IP54* | CRI>90 | L80B10 >60.000h | MacAdam Step 2 | OPTIONS** | INCL | Ø205 | 99°

		P	CCT	I	Flux	LOR
STRAM Mini 2	A236- 00 -2- 00 -0- WT	7W	2700K	500mA	975 lm	80%
	A236- 00 -2- 00 -1- WT	7W	3000K	500mA	1050 lm	80%
	A236- 00 -2- 00 -2- WT	7W	4000K	500mA	1075 lm	80%
STRAM Mini 3	A236- 00 -3- 00 -0- WT	10W	2700K	700mA	1275 lm	80%
	A236- 00 -3- 00 -1- WT	10W	3000K	700mA	1375 lm	80%
	A236- 00 -3- 00 -2- WT	10W	4000K	700mA	1400 lm	80%

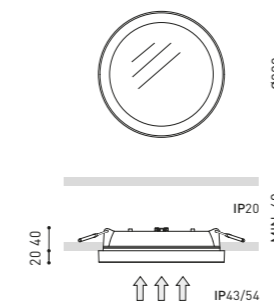
220 V~ | 240 V~ | IP43 | IP54* | CRI>90 | L80B10 >60.000h | MacAdam Step 2 | OPTIONS** | INCL | Ø122 | 100°

0	*OPTIONS
0	IP43
1	IP54

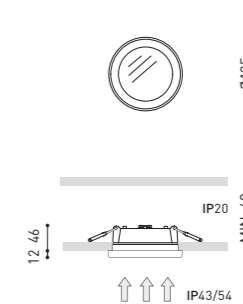
00	**OPTIONS
1	No DIM
2	DIM Push
4	DIM DALI

DIM PHASE CUT & OTHER DIM OPTIONS PLEASE CONSULT

STRAM



STRAM MINI



COLOUR | WT □ | MATERIAL | AL | PMMA |

RAL ⓘ » 312

** IP54 PLEASE CONSULT

Ⓢ & Ⓢ » 288




FOX



MORE INFO >>

		P	CCT	I	Flux	LOR
FOX 1	A217-01- ① -0- W	10,5W	2700K	350mA	1500 lm	74%
	A217-01- ① -1- W	10,5W	3000K	350mA	1625 lm	74%
	A217-01- ① -2- W	10,5W	4000K	350mA	1650 lm	74%
FOX 2	A217-02- ① -0- W	15,5W	2700K	500mA	2050 lm	74%
	A217-02- ① -1- W	15,5W	3000K	500mA	2225 lm	74%
	A217-02- ① -2- W	15,5W	4000K	500mA	2250 lm	74%

220
240 V~ | IP54 | IK10 | CRI>90 | L80B10 >60.000h



MORE INFO >>

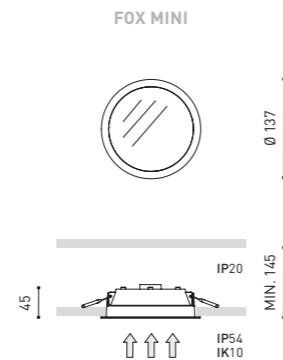
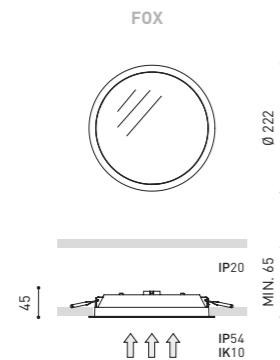
		P	CCT	I	Flux	LOR
FOX Mini 2	A218-02- ① -0- W	7W	2700K	500mA	925 lm	66%
	A218-02- ① -1- W	7W	3000K	500mA	1000 lm	66%
	A218-02- ① -2- W	7W	4000K	500mA	1025 lm	66%
FOX Mini 3	A218-03- ① -0- W	10W	2700K	700mA	1200 lm	66%
	A218-03- ① -1- W	10W	3000K	700mA	1300 lm	66%
	A218-03- ① -2- W	10W	4000K	700mA	1325 lm	66%

220
240 V~ | IP54 | IK10 | CRI>90 | L80B10 >60.000h



①	*OPTIONS
1	No DIM
2	DIM Push
4	DIM DALI

DIM PHASE CUT & OTHER DIM OPTIONS
PLEASE CONSULT



COLOUR | W □ | MATERIAL | PC | PC |

RAL » 312

& » 288



MIX



MORE INFO >>

		P	CCT	I	Flux	LOR
MIX 1	A187- ① -1- ① -0- W	10,5W	2700K	350mA	1525 lm	83%
	A187- ① -1- ① -1- W	10,5W	3000K	350mA	1650 lm	83%
	A187- ① -1- ① -2- W	10,5W	4000K	350mA	1675 lm	83%
MIX 2	A187- ① -2- ① -0- W	15,5W	2700K	500mA	2100 lm	83%
	A187- ① -2- ① -1- W	15,5W	3000K	500mA	2275 lm	83%
	A187- ① -2- ① -2- W	15,5W	4000K	500mA	2300 lm	83%
MIX 3	A187- ① -3- ① -0- W	22W	2700K	700mA	2800 lm	83%
	A187- ① -3- ① -1- W	22W	3000K	700mA	3025 lm	83%
	A187- ① -3- ① -2- W	22W	4000K	700mA	3075 lm	83%
MIX 4	A187- ① -4- ① -1- W	27W	3000K	700mA	4050 lm	85%
	A187- ① -4- ① -2- W	27W	4000K	700mA	4100 lm	85%

220
240 V~ | IP43 | IP54* | CRI>90 | L80B10 >60.000h



		P	CCT	I	Flux	LOR
MIX Mini 2	A188- ① -2- ① -0- W	7W	2700K	500mA	975 lm	75%
	A188- ① -2- ① -1- W	7W	3000K	500mA	1050 lm	75%
	A188- ① -2- ① -2- W	7W	4000K	500mA	1075 lm	75%
MIX Mini 3	A188- ① -3- ① -0- W	10W	2700K	700mA	1275 lm	75%
	A188- ① -3- ① -1- W	10W	3000K	700mA	1375 lm	75%
	A188- ① -3- ① -2- W	10W	4000K	700mA	1400 lm	75%

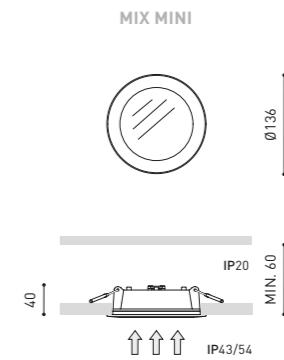
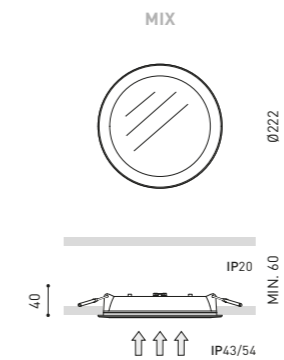
220
240 V~ | IP43 | IP54* | CRI>90 | L80B10 >60.000h



①	*OPTIONS
0	IP43
1	IP54

①	**OPTIONS
1	No DIM
2	DIM Push
4	DIM DALI

DIM PHASE CUT & OTHER DIM OPTIONS
PLEASE CONSULT




COLOUR | W □ | MATERIAL | AL | PMMA |

RAL » 312

& » 288



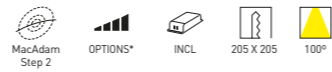
MADISON



MORE INFO >>

		P	CCT	I	Flux	LOR
MADISON 1	A190-01- Ⓞ -1- W	10,5W	3000K	350mA	1650 lm	82%
	A190-01- Ⓞ -2- W	10,5W	4000K	350mA	1675 lm	82%
MADISON 2	A190-02- Ⓞ -1- W	15,5W	3000K	500mA	2275 lm	82%
	A190-02- Ⓞ -2- W	15,5W	4000K	500mA	2300 lm	82%
MADISON 3	A190-03- Ⓞ -1- W	22W	3000K	700mA	3025 lm	82%
	A190-03- Ⓞ -2- W	22W	4000K	700mA	3075 lm	82%

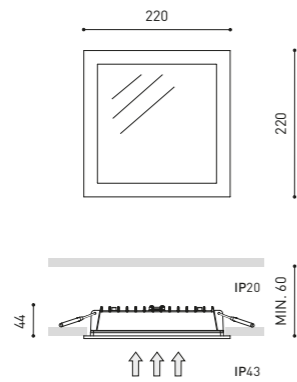
220 V~ | IP43 | CRI>90 | L80B10 >60.000h



Ⓞ *OPTIONS

1	No DIM
2	DIM Push
4	DIM DALI

DIM PHASE CUT & OTHER DIM OPTIONS PLEASE CONSULT



COLOUR | W □ | MATERIAL | AL | PMMA |

RAL ⓘ » 312

Ⓞ & » 288

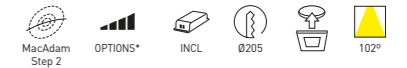
QUAD



MORE INFO >>

		P	CCT	I	Flux	LOR
QUAD 2	A189-02- Ⓞ -1- W Z	15,5W	3000K	500mA	2275 lm	76%
	A189-02- Ⓞ -2- W Z	15,5W	4000K	500mA	2300 lm	76%
QUAD 3	A189-03- Ⓞ -1- W Z	22W	3000K	700mA	3000 lm	76%
	A189-03- Ⓞ -2- W Z	22W	4000K	700mA	3050 lm	76%

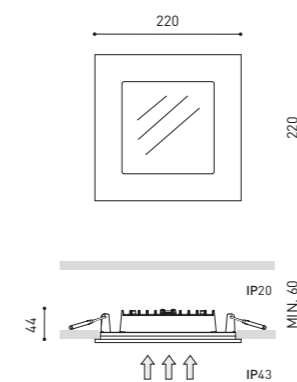
220 V~ | IP43 | CRI>90 | L80B10 >60.000h



Ⓞ *OPTIONS

1	No DIM
2	DIM Push
4	DIM DALI

DIM PHASE CUT & OTHER DIM OPTIONS PLEASE CONSULT



COLOUR | W □ | Z ■ | MATERIAL | AL | PMMA |

RAL ⓘ » 312

Ⓞ & » 288




MORE INFO >>

				P	CCT	I	Flux	LOR
DOT Fix	A061-01-10-	W	IP43	5W	2700K	140mA	700 lm	92%
	A061-01-11-	W	IP43	5W	3000K	140mA	730 lm	92%
	A061-01-12-	W	IP43	5W	4000K	140mA	750 lm	92%
	A061-02- 0-0-	W	IP43	7,5W	2700K	200mA	950 lm	92%
	A061-02- 0-1-	W	IP43	7,5W	3000K	200mA	1000 lm	92%
	A061-02- 0-2-	W	IP43	7,5W	4000K	200mA	1030 lm	92%
DOT Fix IP54	A067-01-10-	W	IP54	5W	2700K	140mA	700 lm	75%
	A067-01-11-	W	IP54	5W	3000K	140mA	730 lm	75%
	A067-01-12-	W	IP54	5W	4000K	140mA	750 lm	75%
	A067-02- 0-0-	W	IP54	7,5W	2700K	200mA	950 lm	75%
	A067-02- 0-1-	W	IP54	7,5W	3000K	200mA	1000 lm	75%
	A067-02- 0-2-	W	IP54	7,5W	4000K	200mA	1030 lm	75%

220 V~ | 240 V~ | IP65 | CRI>80 | L90B10 >55.000h

				P	CCT	I	Flux	LOR
DOT Tilt	A063-01-10-	W		5W	2700K	140mA	700 lm	92%
	A063-01-11-	W		5W	3000K	140mA	730 lm	92%
	A063-01-12-	W		5W	4000K	140mA	750 lm	92%
	A063-02- 0-0-	W		7,5W	2700K	200mA	950 lm	92%
	A063-02- 0-1-	W		7,5W	3000K	200mA	1000 lm	92%
	A063-02- 0-2-	W		7,5W	4000K	200mA	1030 lm	92%

220 V~ | 240 V~ | IP20 | CRI>80 | L90B10 >55.000h



MORE INFO >>

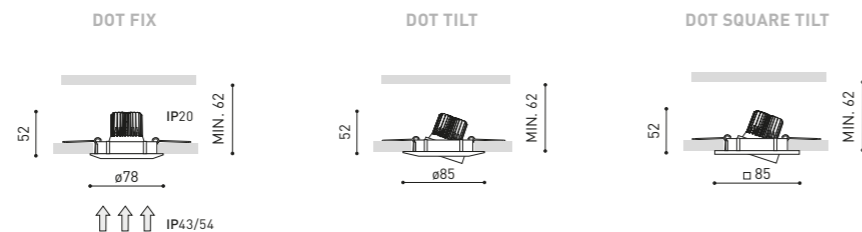
				P	CCT	I	Flux	LOR
DOT Square Tilt	A065-01-10-	W		5W	2700K	140mA	700 lm	92%
	A065-01-11-	W		5W	3000K	140mA	730 lm	92%
	A065-01-12-	W		5W	4000K	140mA	750 lm	92%
	A065-02- 0-0-	W		7,5W	2700K	200mA	950 lm	92%
	A065-02- 0-1-	W		7,5W	3000K	200mA	1000 lm	92%
	A065-02- 0-2-	W		7,5W	4000K	200mA	1030 lm	92%

220 V~ | 240 V~ | IP20 | CRI>80 | L90B10 >55.000h



MORE INFO >>

- 0 *OPTIONS
- No DIM
 - DIM Phase Cut
 - DIM DALI | Push
- OTHER DIM OPTIONS PLEASE CONSULT



COLOUR | W □ | MATERIAL | AL

RAL » 312

& » 288



MORE INFO >>

				P	CCT	I	Flux	LOR
BATH	A155-01-10-	W		5W	2700K	140mA	700 lm	75%
	A155-01-11-	W		5W	3000K	140mA	730 lm	75%
	A155-01-12-	W		5W	4000K	140mA	750 lm	75%
	A155-02- 0-0-	W		7,5W	2700K	200mA	950 lm	75%
	A155-02- 0-1-	W		7,5W	3000K	200mA	1000 lm	75%
	A155-02- 0-2-	W		7,5W	4000K	200mA	1030 lm	75%

220 V~ | 240 V~ | IP65 | CRI>80 | L90B10 >55.000h



MORE INFO >>

				P	CCT	I	Flux	LOR
BATH Matt	A155-11-10-	W		5W	2700K	140mA	700 lm	64%
	A155-11-11-	W		5W	3000K	140mA	730 lm	64%
	A155-11-12-	W		5W	4000K	140mA	750 lm	64%
	A155-12- 0-0-	W		7,5W	2700K	200mA	950 lm	64%
	A155-12- 0-1-	W		7,5W	3000K	200mA	1000 lm	64%
	A155-12- 0-2-	W		7,5W	4000K	200mA	1030 lm	64%

220 V~ | 240 V~ | IP65 | CRI>80 | L90B10 >55.000h

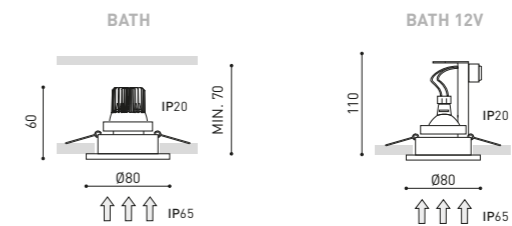
- 0 *OPTIONS
- No DIM
 - DIM Phase Cut
- OTHER DIM OPTIONS PLEASE CONSULT



MORE INFO >>

				P
BATH 12V	0350-00-00-	W		MAX 50W

12V | IP65



COLOUR | W □ | MATERIAL | AL

RAL » 312

CERTIFICATES NOT APPLICABLE FOR BATH 12V & » 288





MORE INFO >>

		P	CCT	I	Flux	LOR
GAP	A171-01-10-	5W	2700K	140mA	700 lm	80%
	A171-01-11-	5W	3000K	140mA	730 lm	80%
	A171-01-12-	5W	4000K	140mA	750 lm	80%
	A171-02- ① -0-	7,5W	2700K	200mA	950 lm	80%
	A171-02- ① -1-	7,5W	3000K	200mA	1000 lm	80%
	A171-02- ① -2-	7,5W	4000K	200mA	1030 lm	80%

220 240 V~ | IP20 | CRI>80 | L90B10 >55.000h

MacAdam Step 2 | OPTIONS* | INCL | FAST I CONNEC | Ø90 | UGR <19 | 38°

P

GAP 12V	0354-00-00-	W	MAX 50W
---------	-------------	---	---------

6x53 | 12V | IP20

EXCL | Ø90

P

GAP 230V	0355-00-00-	W	MAX 50W
----------	-------------	---	---------

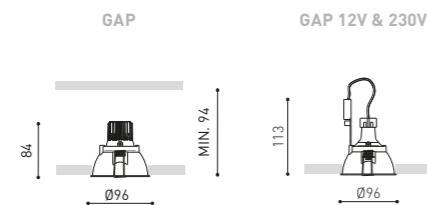
6210 | 220 240 V~ | IP20

Ø90

① *OPTIONS

1	No DIM
2	DIM Phase Cut

OTHER DIM OPTIONS PLEASE CONSULT



COLOUR | W □ | MATERIAL | AL

RAL ⓘ » 312

Ⓜ & Ⓜ » 288



MORE INFO >>

		P	CCT	I	Flux	LOR
GAP Asymmetric	A173-01-10-	5W	2700K	140mA	700 lm	78%
	A173-01-11-	5W	3000K	140mA	730 lm	78%
	A173-01-12-	5W	4000K	140mA	750 lm	78%
	A173-02- ① -0-	7,5W	2700K	200mA	950 lm	78%
	A173-02- ① -1-	7,5W	3000K	200mA	1000 lm	78%
	A173-02- ① -2-	7,5W	4000K	200mA	1030 lm	78%

220 240 V~ | IP20 | CRI>80 | L90B10 >55.000h

MacAdam Step 2 | OPTIONS* | INCL | FAST I CONNEC | Ø90 | 50°

P

GAP Asymmetric 12V	A181-01-01-	W	MAX 50W
--------------------	-------------	---	---------

6x53 | 12V | IP20

EXCL | Ø90

P

GAP Asymmetric 230V	A182-01-01-	W	MAX 50W
---------------------	-------------	---	---------

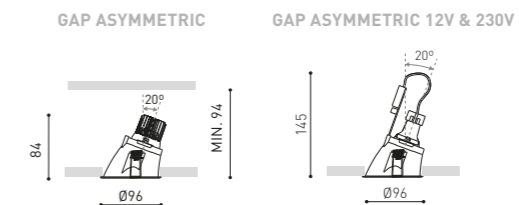
6210 | 220 240 V~ | IP20

Ø90

① *OPTIONS

1	No DIM
2	DIM Phase Cut

OTHER DIM OPTIONS PLEASE CONSULT




COLOUR | W □ | MATERIAL | AL

RAL ⓘ » 312

Ⓜ & Ⓜ » 288

POP UP



MORE INFO >>

		P	CCT	Beam	I	Flux	LOR
POP UP	A278-2- Ⓞ -10- WT NT	6,5W	2700K	20°	700mA	610Lm	92%
	A278-2- Ⓞ -11- WT NT	6,5W	3000K	20°	700mA	640Lm	92%
	A278-2- Ⓞ -12- WT NT	6,5W	4000K	20°	700mA	660Lm	92%
	A278-2- Ⓞ -20- WT NT	6,5W	2700K	30°	700mA	610Lm	89%
	A278-2- Ⓞ -21- WT NT	6,5W	3000K	30°	700mA	640Lm	89%
	A278-2- Ⓞ -22- WT NT	6,5W	4000K	30°	700mA	660Lm	89%
	A278-2- Ⓞ -30- WT NT	6,5W	2700K	56°	700mA	610Lm	86%
	A278-2- Ⓞ -31- WT NT	6,5W	3000K	56°	700mA	640Lm	86%
	A278-2- Ⓞ -32- WT NT	6,5W	4000K	56°	700mA	660Lm	86%

220 V~ | IP20 | CRI>90 | L90B10 >55.000h



*OPTIONS

1	No DIM
2	DIM Push
4	DIM DALI

DIM PHASE CUT & OTHER DIM OPTIONS PLEASE CONSULT

OPTIONAL ACCESSORIES

NOT SOLD SEPARATELY | AFFECT THE LIGHTING PARAMETERS

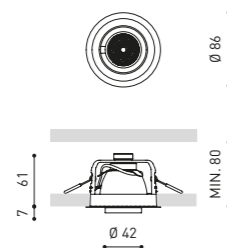
POP UP Beam Mixer Diffuser 0805-01-00



POP UP Anti-glare Honeycomb Louver 0806-00-00 | WT | NT |



POP UP High Chromatic LED ⓘ » 281



COLOUR | WT □ | NT ■ | MATERIAL | AL | PC |

RAL ⓘ » 312

Ⓞ & Ⓜ » 288

HIDDEN



MORE INFO >>

		P	CCT	I	Flux	LOR
HIDDEN 1	A200-11- Ⓞ -1- WT NT	12W	3000K	350mA	1600 lm	90%
	A200-11- Ⓞ -2- WT NT	12W	4000K	350mA	1625 lm	90%
HIDDEN 2	A200-21- Ⓞ -1- WT NT	17W	3000K	500mA	2100 lm	90%
	A200-21- Ⓞ -2- WT NT	17W	4000K	500mA	2140 lm	90%
	A200-22- Ⓞ -1- WT NT	17W	3000K	500mA	2100 lm	90%
	A200-22- Ⓞ -2- WT NT	17W	4000K	500mA	2140 lm	90%

220 V~ | IP20 | CRI>90 | L90B10 >55.000h

* OTHER DIM OPTIONS PLEASE CONSULT



BEAM OPTIONS

1	16°
2	24°
3	42°

OPTIONAL ACCESSORIES

NOT SOLD SEPARATELY | AFFECT THE LIGHTING PARAMETERS

HIDDEN Anti-glare Honeycomb Louver 0702-02-00



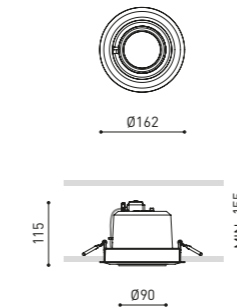
HIDDEN Elliptical Refractor 0700-08-00



HIDDEN Beam Mixer Diffuser 0805-02-00



HIDDEN High Chromatic LED ⓘ » 281




COLOUR | WT □ | NT ■ | MATERIAL | AL | GL-TRANS |

RAL ⓘ » 312

Ⓞ & Ⓜ » 288

OTHER CCT PLEASE CONSULT

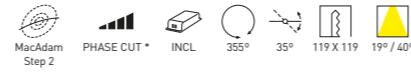


MORE INFO >>

		P	CCT	Beam	I	Flux	LOR
TWIST 1	A204-12-10- WT NT	7W	2700K	19°	200mA	900 lm	92%
	A204-12-11- WT NT	7W	3000K	19°	200mA	930 lm	92%
	A204-12-12- WT NT	7W	4000K	19°	200mA	950 lm	92%
	A204-12-20- WT NT	7W	2700K	40°	200mA	900 lm	86%
	A204-12-21- WT NT	7W	3000K	40°	200mA	930 lm	86%
	A204-12-22- WT NT	7W	4000K	40°	200mA	950 lm	86%
TWIST 2	A204-32-10- WT NT	10,5W	2700K	19°	300mA	1270 lm	92%
	A204-32-11- WT NT	10,5W	3000K	19°	300mA	1320 lm	92%
	A204-32-12- WT NT	10,5W	4000K	19°	300mA	1340 lm	92%
	A204-32-20- WT NT	10,5W	2700K	40°	300mA	1270 lm	86%
	A204-32-21- WT NT	10,5W	3000K	40°	300mA	1320 lm	86%
	A204-32-22- WT NT	10,5W	4000K	40°	300mA	1340 lm	86%

220 V~ | IP20 | CRI>90 | L90B10 >55.000h

* OTHER DIM OPTIONS PLEASE CONSULT



MORE INFO >>

		P	CCT	Beam	I	Flux	LOR
TWIST Double 1	A204-22-10- WT NT	2 X 7W	2700K	19°	200mA	2 X 900 lm	92%
	A204-22-11- WT NT	2 X 7W	3000K	19°	200mA	2 X 930 lm	92%
	A204-22-12- WT NT	2 X 7W	4000K	19°	200mA	2 X 950 lm	92%
	A204-22-20- WT NT	2 X 7W	2700K	40°	200mA	2 X 900 lm	86%
	A204-22-21- WT NT	2 X 7W	3000K	40°	200mA	2 X 930 lm	86%
	A204-22-22- WT NT	2 X 7W	4000K	40°	200mA	2 X 950 lm	86%
TWIST Double 2	A204-42-10- WT NT	2 X 10,5W	2700K	19°	300mA	2 X 1270 lm	92%
	A204-42-11- WT NT	2 X 10,5W	3000K	19°	300mA	2 X 1320 lm	92%
	A204-42-12- WT NT	2 X 10,5W	4000K	19°	300mA	2 X 1340 lm	92%
	A204-42-20- WT NT	2 X 10,5W	2700K	40°	300mA	2 X 1270 lm	86%
	A204-42-21- WT NT	2 X 10,5W	3000K	40°	300mA	2 X 1320 lm	86%
	A204-42-22- WT NT	2 X 10,5W	4000K	40°	300mA	2 X 1340 lm	86%

220 V~ | IP20 | CRI>90 | L90B10 >55.000h


* OTHER DIM OPTIONS PLEASE CONSULT



COLOUR | WT □ | NT ■ | MATERIAL | AL

RAL ⓘ » 312

Ⓢ & Ⓜ » 288



MORE INFO >>

		P	CCT	Beam	I	Flux	LOR
TWIST Round 1	A215-12-10- WT NT	7W	2700K	19°	200mA	900 lm	92%
	A215-12-11- WT NT	7W	3000K	19°	200mA	930 lm	92%
	A215-12-12- WT NT	7W	4000K	19°	200mA	950 lm	92%
	A215-12-20- WT NT	7W	2700K	40°	200mA	900 lm	86%
	A215-12-21- WT NT	7W	3000K	40°	200mA	930 lm	86%
	A215-12-22- WT NT	7W	4000K	40°	200mA	950 lm	86%
TWIST Round 2	A215-22-10- WT NT	10,5W	2700K	19°	300mA	1270 lm	92%
	A215-22-11- WT NT	10,5W	3000K	19°	300mA	1320 lm	92%
	A215-22-12- WT NT	10,5W	4000K	19°	300mA	1340 lm	92%
	A215-22-20- WT NT	10,5W	2700K	40°	300mA	1270 lm	86%
	A215-22-21- WT NT	10,5W	3000K	40°	300mA	1320 lm	86%
	A215-22-22- WT NT	10,5W	4000K	40°	300mA	1340 lm	86%

220 V~ | IP20 | CRI>90 | L90B10 >55.000h

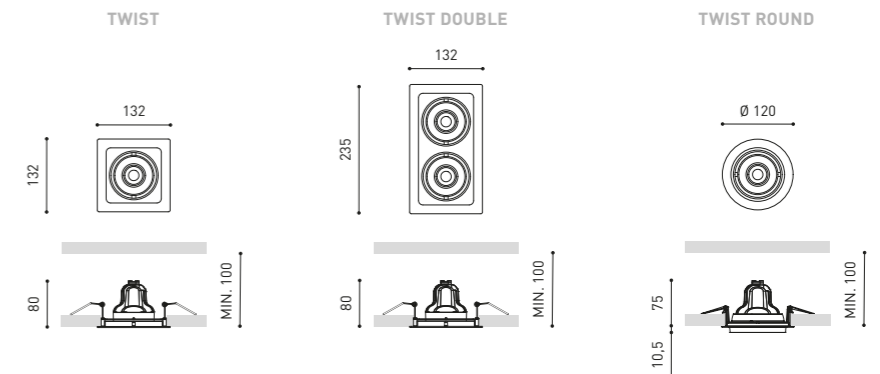
* OTHER DIM OPTIONS PLEASE CONSULT



OPTIONAL

TWIST High Chromatic LED ⓘ » 281

NOT SOLD SEPARATELY
AFFECTS THE LIGHTING PARAMETERS




COLOUR | WT □ | NT ■ | MATERIAL | AL

RAL ⓘ » 312


Ⓢ & Ⓜ » 288



ORBITAL



MORE INFO >>



MORE INFO >>



MORE INFO >>

P
ORBITAL Mini 1 Lark A196-11-00- | W | N | **MAX 1 X 7,5W**

LARK | EXCL* | 220 V~ | 240 | IP20
 EXCL X30°Y30° 113 X 113

ORBITAL Mini 1 230V A196-13-00- | W | N | **MAX 1 X 50W**

G210 | 220 V~ | 240 | IP20
 X30°Y30° 113 X 113

P
ORBITAL Mini 2 Lark A196-21-00- | W | N | **MAX 2 X 7,5W**

LARK | EXCL* | 220 V~ | 240 | IP20
 EXCL X30°Y30° 113 X 204

ORBITAL Mini 2 230V A196-23-00- | W | N | **MAX 2 X 50W**

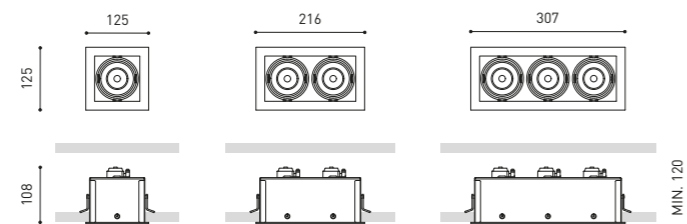
G210 | 220 V~ | 240 | IP20
 X30°Y30° 113 X 204

P
ORBITAL Mini 3 Lark A196-31-00- | W | N | **MAX 3 X 7,5W**

LARK | EXCL* | 220 V~ | 240 | IP20
 EXCL X30°Y30° 113 X 295

ORBITAL Mini 3 230V A196-33-00- | W | N | **MAX 3 X 50W**

G210 | 220 V~ | 240 | IP20
 X30°Y30° 113 X 295



COLOUR | W □ | N ■ | MATERIAL | AL

CERTIFICATES APPLICABLE FOR ORBITAL MINI LARK PRODUCTS

RAL ⓘ » 312

Ⓜ & Ⓜ » 288



Extended Family
 Orbital Surface_P.118



*LAMP OPTIONS

	P	CCT	I	Flux	Flux Out	LOR	
Lark ⓘ » 275	0434-00-96	5W	2700K	140mA	700 lm	644 lm	92%
NO DIM	0434-00-05	5W	3000K	140mA	730 lm	672 lm	92%
	0434-00-19	5W	4000K	140mA	750 lm	690 lm	92%
	0434-01-02	7,5W	2700K	200mA	950 lm	874 lm	92%
NO DIM	0434-00-09	7,5W	3000K	200mA	1000 lm	920 lm	92%
	0434-00-17	7,5W	4000K	200mA	1030 lm	948 lm	92%
	0434-01-03	7,5W	2700K	200mA	950 lm	874 lm	92%
PHASE CUT**	0434-00-15	7,5W	3000K	200mA	1000 lm	920 lm	92%
	0434-00-18	7,5W	4000K	200mA	1030 lm	948 lm	92%
	0434-01-04	7,5W	2700K	200mA	950 lm	874 lm	92%
DALI PUSH**	0434-01-05	7,5W	3000K	200mA	1000 lm	920 lm	92%
	0434-01-06	7,5W	4000K	200mA	1030 lm	948 lm	92%

220 V~ | 240 | CRI>80 | L90B10 >55.000h


** OTHER DIM OPTIONS PLEASE CONSULT



MORE INFO >>



ORBITAL



MORE INFO >>



MORE INFO >>



MORE INFO >>



MORE INFO >>

ORBITAL 1 **LarK-111** A010-11-01- | W | N | P
MAX 1 X 12W



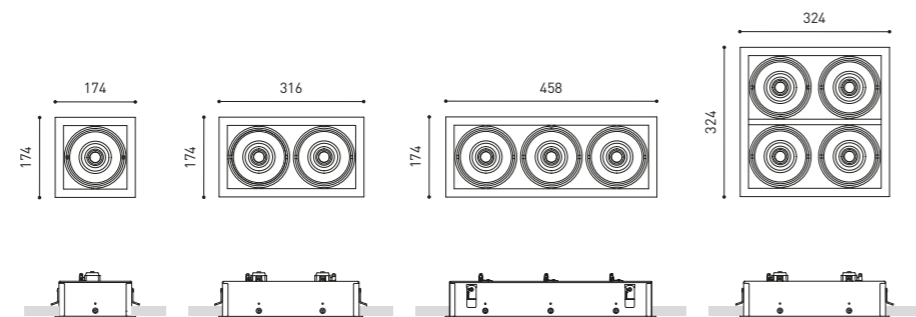
ORBITAL 2 **LarK-111** A010-12-01- | W | N | P
MAX 2 X 12W



ORBITAL 3 **LarK-111** A010-13-05- | W | N | P
MAX 3 X 12W



ORBITAL 4 **LarK-111** A010-14-01- | W | N | P
MAX 4 X 12W



COLOUR | W □ | N ■ | MATERIAL | AL

RAL ⓘ » 312

Ⓜ & Ⓜ » 288



*LAMP OPTIONS

		P	CCT	Beam	I	Flux	Flux Out	LOR
LarK-111 ⓘ » 274	A25 Ⓜ -10-10- W N	6,5W	2700K	19°	200mA	900 lm	828 lm	92%
	A25 Ⓜ -10-11- W N	6,5W	3000K	19°	200mA	940 lm	865 lm	92%
	A25 Ⓜ -10-12- W N	6,5W	4000K	19°	200mA	950 lm	874 lm	92%
	A25 Ⓜ -10-20- W N	6,5W	2700K	40°	200mA	900 lm	774 lm	86%
PHASE CUT**	A25 Ⓜ -10-21- W N	6,5W	3000K	40°	200mA	940 lm	808 lm	86%
	A25 Ⓜ -10-22- W N	6,5W	4000K	40°	200mA	950 lm	817 lm	86%
PHASE CUT**	A25 Ⓜ -20-10- W N	12W	2700K	19°	350mA	1440 lm	1325 lm	92%
	A25 Ⓜ -20-11- W N	12W	3000K	19°	350mA	1500 lm	1380 lm	92%
	A25 Ⓜ -20-12- W N	12W	4000K	19°	350mA	1520 lm	1398 lm	92%
	A25 Ⓜ -20-20- W N	12W	2700K	40°	350mA	1440 lm	1238 lm	86%
	A25 Ⓜ -20-21- W N	12W	3000K	40°	350mA	1500 lm	1290 lm	86%
	A25 Ⓜ -20-22- W N	12W	4000K	40°	350mA	1520 lm	1307 lm	86%
	A25 Ⓜ -21-10- W N	12W	2700K	19°	350mA	1440 lm	1325 lm	92%
	A25 Ⓜ -21-11- W N	12W	3000K	19°	350mA	1500 lm	1380 lm	92%
	A25 Ⓜ -21-12- W N	12W	4000K	19°	350mA	1520 lm	1398 lm	92%
	A25 Ⓜ -21-20- W N	12W	2700K	40°	350mA	1440 lm	1238 lm	86%
	A25 Ⓜ -21-21- W N	12W	3000K	40°	350mA	1500 lm	1290 lm	86%
	DALI PUSH**	A25 Ⓜ -21-22- W N	12W	4000K	40°	350mA	1520 lm	1307 lm

220/240 V~ | CRI>90 | L90B10 >55.000 h

** OTHER DIM OPTIONS PLEASE CONSULT



MORE INFO >>

Ⓜ OPTIONS

- 2 **LarK-111**
- 3 **LarK-111 Honeycomb*****



LarK-111



LarK-111 Honeycomb***


COLOUR | W □ | N ■ | MATERIAL | AL

MATERIAL | AL


** AFFECTS THE LIGHTING PARAMETERS

RAL ⓘ » 312

Ⓜ » 288



MORE INFO >>



MORE INFO >>



MORE INFO >>



MORE INFO >>

ORBITAL Trimless 1 LarK-111 A010-11-03- | W | N | MAX 1 X 12W



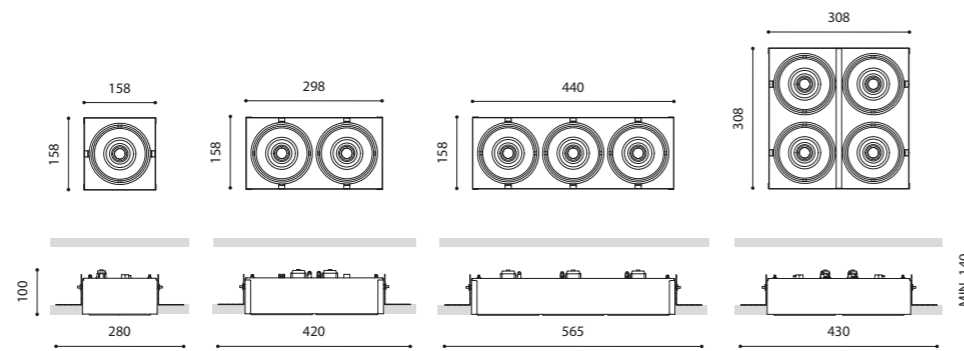
ORBITAL Trimless 2 LarK-111 A010-12-03- | W | N | MAX 2 X 12W



ORBITAL Trimless 3 LarK-111 A010-13-06- | W | N | MAX 3 X 12W



ORBITAL Trimless 4 LarK-111 A010-14-02- | W | N | MAX 4 X 12W



COLOUR | W □ | N ■ | MATERIAL | AL | RAL ⓘ » 312

Ⓢ & Ⓢ » 288



*LAMP OPTIONS P CCT Beam I Flux Flux Out LOR

LarK-111	Options	P	CCT	Beam	I	Flux	Flux Out	LOR
ⓘ » 274	A25 Ⓢ -10-10- W N	6,5W	2700K	19°	200mA	900 lm	828 lm	92%
	A25 Ⓢ -10-11- W N	6,5W	3000K	19°	200mA	940 lm	865 lm	92%
	A25 Ⓢ -10-12- W N	6,5W	4000K	19°	200mA	950 lm	874 lm	92%
	A25 Ⓢ -10-20- W N	6,5W	2700K	40°	200mA	900 lm	774 lm	86%
PHASE CUT**	A25 Ⓢ -10-21- W N	6,5W	3000K	40°	200mA	940 lm	808 lm	86%
	A25 Ⓢ -10-22- W N	6,5W	4000K	40°	200mA	950 lm	817 lm	86%
PHASE CUT**	A25 Ⓢ -20-10- W N	12W	2700K	19°	350mA	1440 lm	1325 lm	92%
	A25 Ⓢ -20-11- W N	12W	3000K	19°	350mA	1500 lm	1380 lm	92%
	A25 Ⓢ -20-12- W N	12W	4000K	19°	350mA	1520 lm	1398 lm	92%
	A25 Ⓢ -20-20- W N	12W	2700K	40°	350mA	1440 lm	1238 lm	86%
	A25 Ⓢ -20-21- W N	12W	3000K	40°	350mA	1500 lm	1290 lm	86%
	A25 Ⓢ -20-22- W N	12W	4000K	40°	350mA	1520 lm	1307 lm	86%
	A25 Ⓢ -21-10- W N	12W	2700K	19°	350mA	1440 lm	1325 lm	92%
	A25 Ⓢ -21-11- W N	12W	3000K	19°	350mA	1500 lm	1380 lm	92%
	A25 Ⓢ -21-12- W N	12W	4000K	19°	350mA	1520 lm	1398 lm	92%
	A25 Ⓢ -21-20- W N	12W	2700K	40°	350mA	1440 lm	1238 lm	86%
	A25 Ⓢ -21-21- W N	12W	3000K	40°	350mA	1500 lm	1290 lm	86%
	A25 Ⓢ -21-22- W N	12W	4000K	40°	350mA	1520 lm	1307 lm	86%

220/240 V~ | CRI>90 | L90B10 >55.000 h

** OTHER DIM OPTIONS PLEASE CONSULT



MORE INFO >>

Ⓢ	OPTIONS
2	LarK-111
3	LarK-111 Honeycomb***



LarK-111



LarK-111 Honeycomb***

COLOUR | W □ | N ■ | MATERIAL | AL |

** AFFECTS THE LIGHTING PARAMETERS

RAL ⓘ » 312

Ⓢ » 288



MORE INFO >>

			P	CCT	BEAM	I	Flux	LOR
WELLIT S 1	A380-11-11-	WT NT	5W	3000K	19°	150mA	700 lm	80%
	A380-11-12-	WT NT	5W	4000K	19°	150mA	710 lm	80%
	A380-11-21-	WT NT	5W	3000K	26°	150mA	700 lm	89%
	A380-11-22-	WT NT	5W	4000K	26°	150mA	710 lm	89%
	A380-11-31-	WT NT	5W	3000K	41°	150mA	700 lm	84%
	A380-11-32-	WT NT	5W	4000K	41°	150mA	710 lm	84%
WELLIT S 2	A380-2-Ⓞ-11-	WT NT	7W	3000K	19°	200mA	940 lm	80%
	A380-2-Ⓞ-12-	WT NT	7W	4000K	19°	200mA	960 lm	80%
	A380-2-Ⓞ-21-	WT NT	7W	3000K	26°	200mA	940 lm	89%
	A380-2-Ⓞ-22-	WT NT	7W	4000K	26°	200mA	960 lm	89%
	A380-2-Ⓞ-31-	WT NT	7W	3000K	41°	200mA	940 lm	84%
	A380-2-Ⓞ-32-	WT NT	7W	4000K	41°	200mA	960 lm	84%

220 V~ | IP20 | CRI>90 | L90B10 >55.000h



Ⓞ *OPTIONS

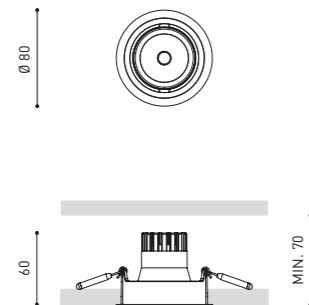
1	No DIM
2	DIM DALI
3	DIM Push

DIM PHASE CUT & OTHER DIM OPTIONS PLEASE CONSULT

OPTIONAL ACCESSORY

WELLIT S Anti-glare Honeycomb Louver A380-00-00


NOT SOLD SEPARATELY | AFFECTS THE LIGHTING PARAMETERS



COLOUR | WT □ | NT ■ | MATERIAL | AL | PC |

RAL ⓘ » 312

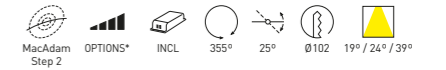
Ⓞ & ⓘ » 288



MORE INFO >>

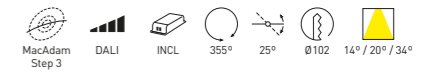
			P	CCT	BEAM	I	Flux	LOR
WELLIT M 1	A381-11-11-	WT NT	8W	3000K	19°	250mA	1190 lm	81%
	A381-11-12-	WT NT	8W	4000K	19°	250mA	1210 lm	81%
	A381-11-21-	WT NT	8W	3000K	24°	250mA	1190 lm	83%
	A381-11-22-	WT NT	8W	4000K	24°	250mA	1210 lm	83%
	A381-11-31-	WT NT	8W	3000K	39°	250mA	1190 lm	83%
	A381-11-32-	WT NT	8W	4000K	39°	250mA	1210 lm	83%
WELLIT M 2	A381-2-Ⓞ-11-	WT NT	15W	3000K	19°	450mA	1970 lm	81%
	A381-2-Ⓞ-12-	WT NT	15W	4000K	19°	450mA	2000 lm	81%
	A381-2-Ⓞ-21-	WT NT	15W	3000K	24°	450mA	1970 lm	83%
	A381-2-Ⓞ-22-	WT NT	15W	4000K	24°	450mA	2000 lm	83%
	A381-2-Ⓞ-31-	WT NT	15W	3000K	39°	450mA	1970 lm	83%
	A381-2-Ⓞ-32-	WT NT	15W	4000K	39°	450mA	2000 lm	83%

220 V~ | IP20 | CRI>90 | L90B10 >55.000h



			P	CCT	BEAM	I	Flux	LOR
WELLIT M Tunable White	A381-02-18-	WT NT	10,5W	2700-5000K	14°	600mA	1250 lm	83%
	A381-02-28-	WT NT	10,5W	2700-5000K	20°	600mA	1250 lm	82%
	A381-02-38-	WT NT	10,5W	2700-5000K	34°	600mA	1250 lm	80%

220 V~ | IP20 | CRI>90 | L90B10 >55.000h



Ⓞ *OPTIONS

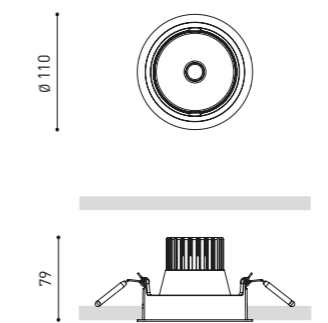
1	No DIM
2	DIM DALI
3	DIM Push

DIM PHASE CUT & OTHER DIM OPTIONS PLEASE CONSULT

OPTIONAL ACCESSORY

WELLIT M Anti-glare Honeycomb Louver A381-00-00

NOT SOLD SEPARATELY | AFFECTS THE LIGHTING PARAMETERS



COLOUR | WT □ | NT ■ | MATERIAL | AL | PC |

RAL ⓘ » 312

Ⓞ & ⓘ » 288

WELLIT



MORE INFO >>

			P	CCT	BEAM	I	Flux	LOR
WELLIT L 1	A382-11-11-	WT NT	15W	3000K	14°	450mA	2060 lm	90%
	A382-11-12-	WT NT	15W	4000K	14°	450mA	2100 lm	90%
	A382-11-21-	WT NT	15W	3000K	22°	450mA	2060 lm	91%
	A382-11-22-	WT NT	15W	4000K	22°	450mA	2100 lm	91%
	A382-11-31-	WT NT	15W	3000K	42°	450mA	2060 lm	91%
	A382-11-32-	WT NT	15W	4000K	42°	450mA	2100 lm	91%
WELLIT L 2	A382-2- ① -11-	WT NT	25W	3000K	14°	700mA	2960 lm	90%
	A382-2- ① -12-	WT NT	25W	4000K	14°	700mA	3000 lm	90%
	A382-2- ① -21-	WT NT	25W	3000K	22°	700mA	2960 lm	91%
	A382-2- ① -22-	WT NT	25W	4000K	22°	700mA	3000 lm	91%
	A382-2- ① -31-	WT NT	25W	3000K	42°	700mA	2960 lm	91%
	A382-2- ① -32-	WT NT	25W	4000K	42°	700mA	3000 lm	91%

220 V~ | IP20 | CRI>90 | L90B10 >55,000h



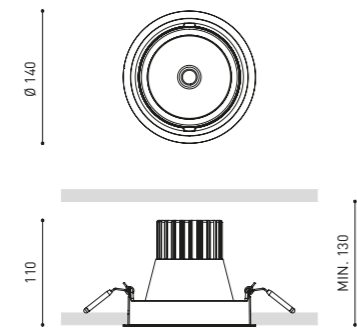
			P	CCT	BEAM	I	Flux	LOR
WELLIT L Tunable White	A382-02-18-	WT NT	21,5W	2700-5000K	12°	600mA	2300 lm	89%
	A382-02-28-	WT NT	21,5W	2700-5000K	21°	600mA	2300 lm	84%
	A382-02-38-	WT NT	21,5W	2700-5000K	43°	600mA	2300 lm	87%

220 V~ | IP20 | CRI>90 | L80B10 >55,000h



①	*OPTIONS
1	No DIM
2	DIM DALI
3	DIM Push


DIM PHASE CUT & OTHER DIM OPTIONS PLEASE CONSULT



OPTIONAL ACCESSORY
WELLIT L Anti-glare Honeycomb Louver A382-00-00
 NOT SOLD SEPARATELY | AFFECTS THE LIGHTING PARAMETERS



HUBBLE



MORE INFO >>

			P	CCT	I	Flux	LOR
HUBBLE 1	A276-11- ① -1-	WT NT	16,5W	3000K	500mA	2450 lm	90%
	A276-11- ① -2-	WT NT	16,5W	4000K	500mA	2475 lm	90%
HUBBLE 2	A276-21- ① -1-	WT NT	30,5W	3000K	900mA	4050 lm	90%
	A276-21- ① -2-	WT NT	30,5W	4000K	900mA	4120 lm	90%
HUBBLE 3	A276-31- ① -1-	WT NT	41W	3000K	1200mA	5000 lm	90%
	A276-31- ① -2-	WT NT	41W	4000K	1200mA	5100 lm	90%
PUSH*	A276-32- ① -1-	WT NT	41W	3000K	1200mA	5000 lm	90%
	A276-32- ① -2-	WT NT	41W	4000K	1200mA	5100 lm	90%
DALI*	A276-34- ① -1-	WT NT	41W	3000K	1200mA	5000 lm	90%
	A276-34- ① -2-	WT NT	41W	4000K	1200mA	5100 lm	90%

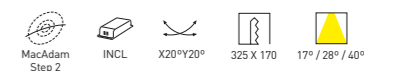
220 V~ | IP20 | CRI>90 | L90B10 >55,000h



* DIM PHASE CUT & OTHER DIM OPTIONS PLEASE CONSULT

			P	CCT	I	Flux	LOR
HUBBLE Double 1	A277-11- ① -1-	WT NT	2 X 16,5W	3000K	500mA	2 X 2450 lm	90%
	A277-11- ① -2-	WT NT	2 X 16,5W	4000K	500mA	2 X 2475 lm	90%
HUBBLE Double 2	A277-21- ① -1-	WT NT	2 X 30,5W	3000K	900mA	2 X 4050 lm	90%
	A277-21- ① -2-	WT NT	2 X 30,5W	4000K	900mA	2 X 4120 lm	90%
HUBBLE Double 3	A277-31- ① -1-	WT NT	2 X 41W	3000K	1200mA	2 X 5000 lm	90%
	A277-31- ① -2-	WT NT	2 X 41W	4000K	1200mA	2 X 5100 lm	90%
PUSH*	A277-32- ① -1-	WT NT	2 X 41W	3000K	1200mA	2 X 5000 lm	90%
	A277-32- ① -2-	WT NT	2 X 41W	4000K	1200mA	2 X 5100 lm	90%
DALI*	A277-34- ① -1-	WT NT	2 X 41W	3000K	1200mA	2 X 5000 lm	90%
	A277-34- ① -2-	WT NT	2 X 41W	4000K	1200mA	2 X 5100 lm	90%

220 V~ | IP20 | CRI>90 | L90B10 >55,000h



* DIM PHASE CUT & OTHER DIM OPTIONS PLEASE CONSULT

OPTIONAL ACCESSORIES


NOT SOLD SEPARATELY
 AFFECTS THE LIGHTING PARAMETERS

HUBBLE Anti-glare Honeycomb Louver 0802-02-00



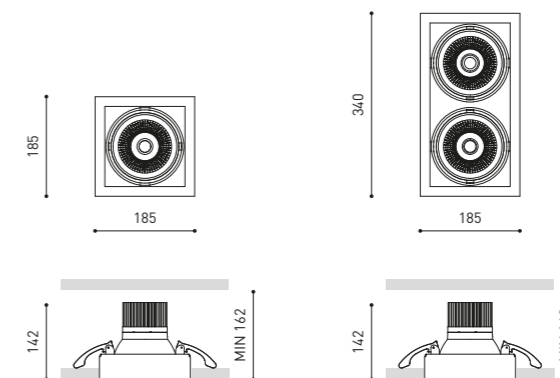
HUBBLE Elliptical Refractor 0802-04-00

HUBBLE Beam Mixer Diffuser 0805-03-00



HUBBLE High Chromatic LED ⓘ >> 281

HUBBLE HUBBLE DOUBLE



①	BEAM OPTIONS
1	17°
2	28°
3	40°



COLOUR | WT □ | NT ■ | MATERIAL | AL | PC |

RAL ⓘ >> 312

Ⓢ & ⓘ >> 288



COLOUR | WT □ | NT ■ | MATERIAL | AL | GL-TRANS |

RAL ⓘ >> 312

OTHER CCT PLEASE CONSULT

Ⓢ & ⓘ >> 288

MAGNETIC SYSTEM



MORE INFO >>

	P	CCT	Beam	I	Flux	LOR	
MAGNETIC 24V COCO	A499-00-10- WT NT	8,7W	2700K	20°	500mA	1200 lm	87%
	A499-00-11- WT NT	8,7W	3000K	20°	500mA	1250 lm	87%
	A499-00-12- WT NT	8,7W	4000K	20°	500mA	1340 lm	87%
	A499-00-20- WT NT	8,7W	2700K	34°	500mA	1200 lm	89%
	A499-00-21- WT NT	8,7W	3000K	34°	500mA	1250 lm	89%
	A499-00-22- WT NT	8,7W	4000K	34°	500mA	1340 lm	89%
	A499-00-30- WT NT	8,7W	2700K	48°	500mA	1200 lm	86%
	A499-00-31- WT NT	8,7W	3000K	48°	500mA	1250 lm	86%
	A499-00-32- WT NT	8,7W	4000K	48°	500mA	1340 lm	86%

24 V | IP20 | CRI>90 | L80B10 > 66.000h

MacAdam Step 2 EXCL* INCL 360° 90° 20° / 34° / 48°

	P	CCT	Beam	I	Flux	LOR	
MAGNETIC 24V COCO Super Spot	A499-00-00- WT NT	6W	2700K	12°	500mA	750 lm	66%
	A499-00-01- WT NT	6W	3000K	12°	500mA	800 lm	66%
	A499-00-02- WT NT	6W	4000K	12°	500mA	850 lm	66%

24 V | IP20 | CRI>90 | L80B10 > 55.000h

MacAdam Step 2 EXCL* INCL 360° 90° 12°

OPTIONAL ACCESSORIES

COCO Anti-glare Honeycomb Louver**

A498-90-00- | WT | NT |



COCO Linear Filter**

A498-90-02- | WT | NT |



SUITABLE FOR BEAM ≤ 34°

COCO Anti-glare Screen**

A498-90-01- | WT | NT |

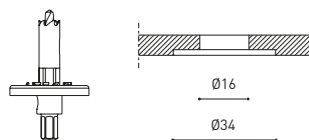


COCO High Chromatic Led**

NOT SOLD SEPARATELY

TRIMLESS TOOL D16 X D34mm

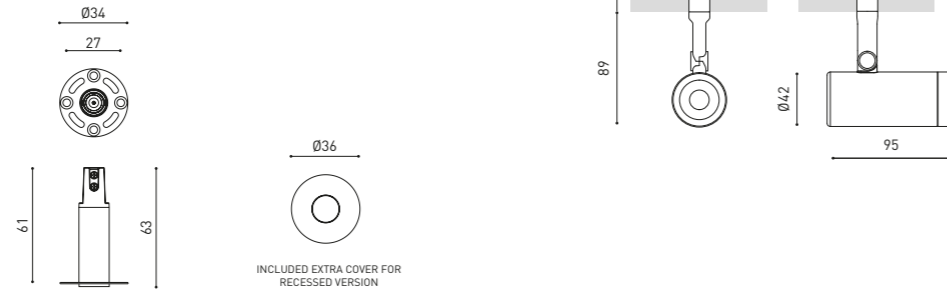
A478-00-00



MAGNETIC 24V CONNECTOR A435-01-00 | W | N |

* MANDATORY FOR INSTALLATION

IP20 | Ø16



	P	V	D (A x B x C)
24V POWER SUPPLY	0434-01-37	60W	24V 180 x 52 x 30mm
	0433-10-22	100W	24V 295 x 43 x 30mm

220 V~ | MUST BE PLACED ON REMOTE

	P	V	D (A x B x C)
24V DIMMER	0433-01-32	DALI / Push	24V 181 x 42 x 20mm
	0433-01-33	CASAMBI	24V 172 x 42 x 20mm
	0434-01-64	WIFI	24V 105 x 44 x 23mm

24 V | MUST BE PLACED ON REMOTE OTHER DIM OPTIONS PLEASE CONSULT

DROP VOLTAGE >> 287

COLOUR | WT | NT | MATERIAL | AL | PC/PMMA |

RAL >> 312

OTHER CCT OPTIONS PLEASE CONSULT
** AFFECTS THE LIGHTING PARAMETERS

>> 288

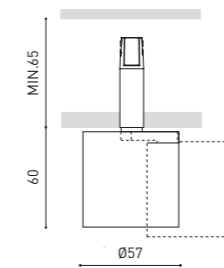


MORE INFO >>

	P	CCT	Beam	I	Flux	LOR	
MAGNETIC 24V FLIP	A492-00-10- NT WT NTMG	6W	2700K	18°	500mA	640 lm	89%
	A492-00-11- NT WT NTMG	6W	3000K	18°	500mA	670 lm	89%
	A492-00-12- NT WT NTMG	6W	4000K	18°	500mA	720 lm	89%
	A492-00-20- NT WT NTMG WTW	6W	2700K	40°	500mA	640 lm	84%
	A492-00-21- NT WT NTMG WTW	6W	3000K	40°	500mA	670 lm	84%
	A492-00-22- NT WT NTMG WTW	6W	4000K	40°	500mA	720 lm	84%

24 V | IP20 | CRI>90 | L80B10 > 60.000h

MacAdam Step 2 EXCL* INCL 360° 90° 18° / 40°

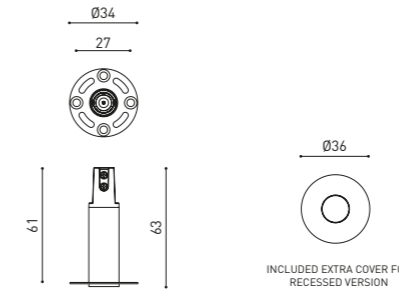


FINISHING**	Body	Lampshade
NT	NT	N
WT	WT	N
NTMG	NT	MG
WTW	WT	W

MAGNETIC 24V CONNECTOR A435-01-00 | W | N |

* MANDATORY FOR INSTALLATION

IP20 | Ø16



	P	V	D (A x B x C)
24V POWER SUPPLY	0434-01-37	60W	24V 180 x 52 x 30mm
	0433-10-22	100W	24V 295 x 43 x 30mm

220 V~ | MUST BE PLACED ON REMOTE

	P	V	D (A x B x C)
24V DIMMER	0433-01-32	DALI / Push	24V 181 x 42 x 20mm
	0433-01-33	CASAMBI	24V 172 x 42 x 20mm
	0434-01-64	WIFI	24V 105 x 44 x 23mm

24 V | MUST BE PLACED ON REMOTE OTHER DIM OPTIONS PLEASE CONSULT

DROP VOLTAGE >> 287

COLOUR | NT | WT | NTMG | WTW

MATERIAL | AL | ABS+PC |

RAL >> 312

** OTHER FINISHING COMBINATIONS PLEASE CONSULT

"THE INVISIBLE BLACK" IS ONLY AVAILABLE FOR WT, NT & NTMG COLOURS

>> 288

MAGNETIC SYSTEM



MORE INFO >>



MORE INFO >>

	P	CCT	Beam	I	Flux	LOR	
MAGNETIC 24V FIT 20	A431-01-10- WT NT G	2,1W	2700K	12°	700mA	127 lm	87%
	A431-01-11- WT NT G	2,1W	3000K	12°	700mA	150 lm	87%
	A431-01-20- WT NT G	2,1W	2700K	30°	700mA	127 lm	88%
	A431-01-21- WT NT G	2,1W	3000K	30°	700mA	150 lm	88%
	A431-01-30- WT NT G	2,1W	2700K	54°	700mA	127 lm	81%
	A431-01-31- WT NT G	2,1W	3000K	54°	700mA	150 lm	81%

24 V | III IP20 | CRI>90 | L80B10 > 50.000h | MacAdam Step 3 | EXCL* | INCL | 360° | 90° | 12° / 30° / 54°

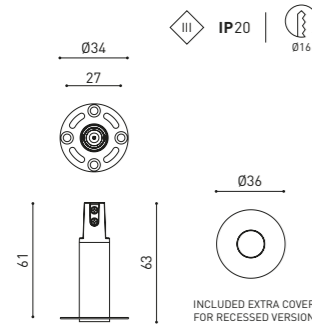
	P	CCT	Beam	I	Flux	LOR	
MAGNETIC 24V FIT 27	A432-01-10- WT NT G	4,5W	2700K	18°	400mA	440 lm	84%
	A432-01-11- WT NT G	4,5W	3000K	18°	400mA	470 lm	84%
	A432-01-20- WT NT G	4,5W	2700K	31°	400mA	440 lm	82%
	A432-01-21- WT NT G	4,5W	3000K	31°	400mA	470 lm	82%
	A432-01-30- WT NT G	4,5W	2700K	42°	400mA	440 lm	84%
	A432-01-31- WT NT G	4,5W	3000K	42°	400mA	470 lm	84%

24 V | III IP20 | CRI>90 | L90B10 > 108.000h | MacAdam Step 2 | EXCL* | INCL | 360° | 90° | 18° / 31° / 42°

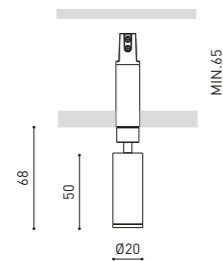
MAGNETIC 24V CONNECTOR

A435-01-00 | W | N |

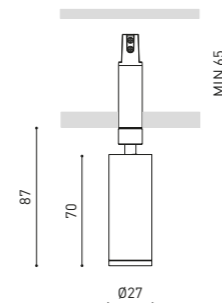
* MANDATORY FOR INSTALLATION



MAGNETIC 24V FIT 20

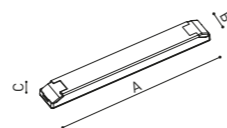


MAGNETIC 24V FIT 27



	P	V	D (A x B x C)
24V POWER SUPPLY	0434-01-37	60W	24V 180 x 52 x 30mm
	0433-10-22	100W	24V 295 x 43 x 30mm

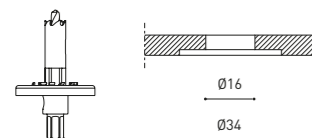
220 V~ | 240 V~ | MUST BE PLACED ON REMOTE



OPTIONAL ACCESSORY

TRIMLESS TOOL D16 X D34mm

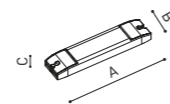
A478-00-00



	P	V	D (A x B x C)
24V DIMMER	0433-01-32	DALI / Push	24V 181 x 42 x 20mm
	0433-01-33	CASAMBI	24V 172 x 42 x 20mm
	0434-01-64	WIFI	24V 105 x 44 x 23mm

24 V | MUST BE PLACED ON REMOTE | OTHER DIM OPTIONS PLEASE CONSULT


ⓘ DROP VOLTAGE >> 287



COLOUR | WT □ | NT ■ | G ■ | MATERIAL | AL | PC | RAL ⓘ >> 312

WALL MOUNTING PLEASE CONSULT

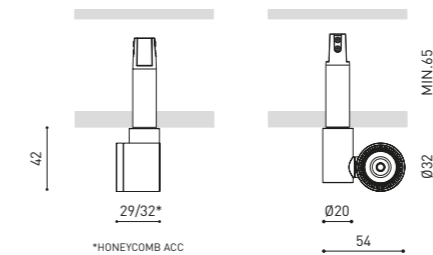
Ⓜ >> 288



MORE INFO >>

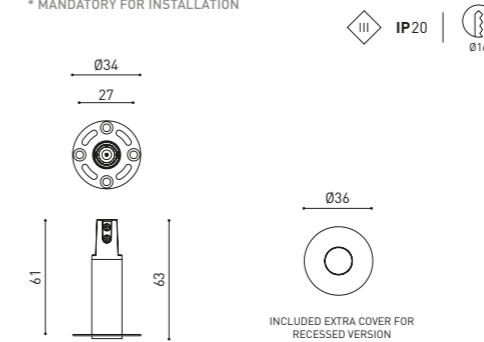
	P	CCT	Beam	I	Flux	LOR	
MAGNETIC 24V i0 Micro	A434-01-10- WT NT	4,7W	2700K	20°	400mA	500 lm	88%
	A434-01-11- WT NT	4,7W	3000K	20°	400mA	520 lm	88%
	A434-01-12- WT NT	4,7W	4000K	20°	400mA	570 lm	88%
	A434-01-20- WT NT	4,7W	2700K	40°	400mA	500 lm	86%
	A434-01-21- WT NT	4,7W	3000K	40°	400mA	520 lm	86%
	A434-01-22- WT NT	4,7W	4000K	40°	400mA	570 lm	86%
	A434-01-30- WT NT	4,7W	2700K	54°	400mA	500 lm	86%
	A434-01-31- WT NT	4,7W	3000K	54°	400mA	520 lm	86%
	A434-01-32- WT NT	4,7W	4000K	54°	400mA	570 lm	86%

24 V | III IP20 | CRI>90 | L80B10 > 50.000h | MacAdam Step 3 | EXCL* | INCL | 360° | 155° | 20° / 40° / 54°



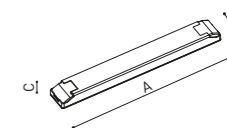
MAGNETIC 24V CONNECTOR A435-01-00 | W | N |

* MANDATORY FOR INSTALLATION



	P	V	D (A x B x C)
24V POWER SUPPLY	0434-01-37	60W	24V 180 x 52 x 30mm
	0433-10-22	100W	24V 295 x 43 x 30mm

220 V~ | 240 V~ | MUST BE PLACED ON REMOTE



OPTIONAL ACCESSORIES

i0 Micro Beam Mixer Diffuser**

A387-00-00



NOT SOLD SEPARATELY

i0 Micro Anti-glare Honeycomb Louver**

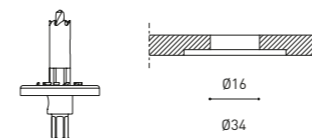
A387-00-01 | WT | NT |



NOT SOLD SEPARATELY

TRIMLESS TOOL D16 X D34mm

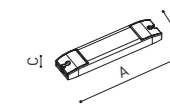
A478-00-00



	P	V	D (A x B x C)
24V DIMMER	0433-01-32	DALI / Push	24V 181 x 42 x 20mm
	0433-01-33	CASAMBI	24V 172 x 42 x 20mm
	0434-01-64	WIFI	24V 105 x 44 x 23mm

24 V | MUST BE PLACED ON REMOTE | OTHER DIM OPTIONS PLEASE CONSULT

ⓘ DROP VOLTAGE >> 287



COLOUR | WT □ | NT ■ | MATERIAL | AL | PC | RAL ⓘ >> 312

WALL MOUNTING PLEASE CONSULT | ** AFFECT THE LIGHTING PARAMETERS

Ⓜ >> 288

MAGNETIC SYSTEM



MORE INFO >>



MORE INFO >>

	P	CCT	Beam	I	Flux	LOR	
MAGNETIC 24V PLUS Micro	A433-01-00- WT NT	4,7W	2700K	10°-35°	400mA	500 lm	10-17%
	A433-01-01- WT NT	4,7W	3000K	10°-35°	400mA	520 lm	10-17%
	A433-01-02- WT NT	4,7W	4000K	10°-35°	400mA	570 lm	10-17%

24 V | IP20 | CRI>90 | L90B10 > 50.000h

MacAdam Step 3 | EXCL* | INCL | 360° | 180° | 10° - 35°

	P	CCT	Beam	I	Flux	LOR	
MAGNETIC 24V TOP Micro	A430-01-10- WT NT	2,1W	2700K	19°	700mA	190 lm	90%
	A430-01-11- WT NT	2,1W	3000K	19°	700mA	210 lm	90%
	A430-01-20- WT NT	2,1W	2700K	38°	700mA	190 lm	92%
	A430-01-21- WT NT	2,1W	3000K	38°	700mA	210 lm	92%

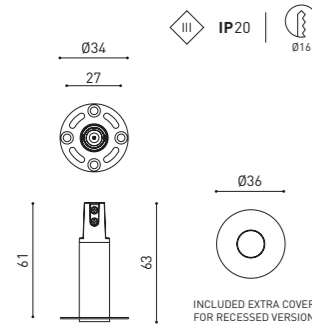
24 V | IP20 | CRI>90 | L90B10 > 102.000h

MacAdam Step 3 | EXCL* | INCL | 19° / 38°

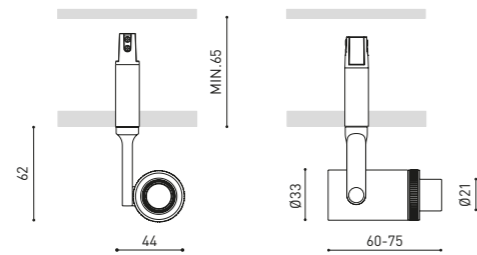
MAGNETIC 24V CONNECTOR

A435-01-00 | W | N |

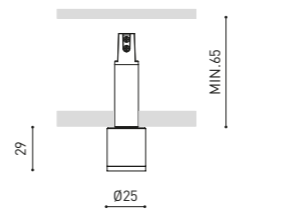
* MANDATORY FOR INSTALLATION



MAGNETIC 24V PLUS MICRO

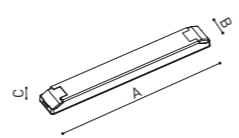


MAGNETIC 24V TOP MICRO



	P	V	D (A x B x C)
24V POWER SUPPLY	0434-01-37	60W	24V 180 x 52 x 30mm
	0433-10-22	100W	24V 295 x 43 x 30mm

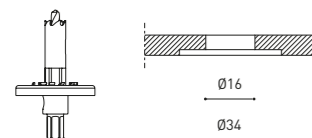
220 V~ | MUST BE PLACED ON REMOTE



OPTIONAL ACCESSORY

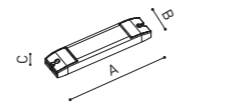
TRIMLESS TOOL D16 X D34mm

A478-00-00



	P	V	D (A x B x C)
24V DIMMER	0433-01-32	DALI / Push	24V 181 x 42 x 20mm
	0433-01-33	CASAMBI	24V 172 x 42 x 20mm
	0434-01-64	WIFI	24V 105 x 44 x 23mm


24 V | MUST BE PLACED ON REMOTE | OTHER DIM OPTIONS PLEASE CONSULT | DROP VOLTAGE >> 287



COLOUR | WT | NT | MATERIAL | AL | OPTICAL PMMA | AL | PC | RAL >> 312

WALL MOUNTING PLEASE CONSULT

& >> 288

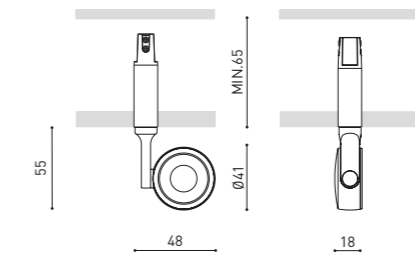


MORE INFO >>

	P	CCT	Beam	I	Flux	LOR	
MAGNETIC 24V SIX XS	A429-01-10- WT NT	4,5W	2700K	17°	500mA	470 lm	90%
	A429-01-11- WT NT	4,5W	3000K	17°	500mA	500 lm	90%
	A429-01-12- WT NT	4,5W	4000K	17°	500mA	530 lm	90%
	A429-01-20- WT NT	4,5W	2700K	23°	500mA	470 lm	86%
	A429-01-21- WT NT	4,5W	3000K	23°	500mA	500 lm	86%
	A429-01-22- WT NT	4,5W	4000K	23°	500mA	530 lm	86%
	A429-01-30- WT NT	4,5W	2700K	34°	500mA	470 lm	88%
	A429-01-31- WT NT	4,5W	3000K	34°	500mA	500 lm	88%
	A429-01-32- WT NT	4,5W	4000K	34°	500mA	530 lm	88%

24 V | IP20 | CRI>90 | L90B10 > 55.000h

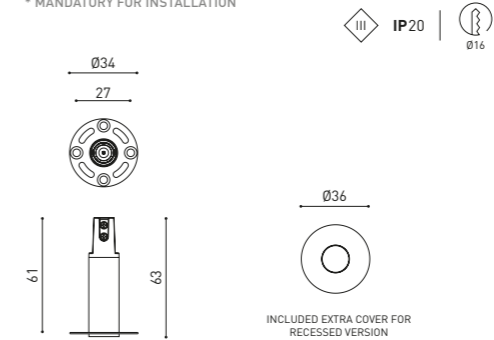
MacAdam Step 2 | EXCL* | INCL | 360° | 310° | 17° / 23° / 34°



MAGNETIC 24V CONNECTOR

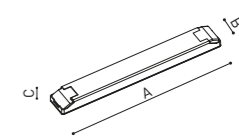
A435-01-00 | W | N |

* MANDATORY FOR INSTALLATION



	P	V	D (A x B x C)
24V POWER SUPPLY	0434-01-37	60W	24V 180 x 52 x 30mm
	0433-10-22	100W	24V 295 x 43 x 30mm

220 V~ | MUST BE PLACED ON REMOTE



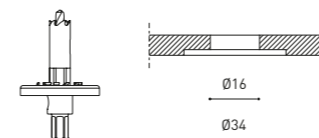
OPTIONAL ACCESSORIES

SIX High Chromatic Led >> 281

NOT SOLD SEPARATELY | AFFECTS THE LIGHTING PARAMETERS

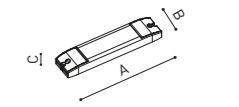
TRIMLESS TOOL D16 X D34mm

A478-00-00



	P	V	D (A x B x C)
24V DIMMER	0433-01-32	DALI / Push	24V 181 x 42 x 20mm
	0433-01-33	CASAMBI	24V 172 x 42 x 20mm
	0434-01-64	WIFI	24V 105 x 44 x 23mm

24 V | MUST BE PLACED ON REMOTE | OTHER DIM OPTIONS PLEASE CONSULT | DROP VOLTAGE >> 287



COLOUR | WT | NT | MATERIAL | AL | PC | RAL >> 312

WALL MOUNTING PLEASE CONSULT

>> 288

FLIP RECESSED



Extended Family
Magnetic 24V Flip_P.91
Flip Surface_P.123
Flip 48V_P.206



MORE INFO >>

		P	CCT	Beam	I	Flux	LOR
FLIP Recessed	A491-0- Ⓞ -10- NT WT NTMG	6W	2700K	18°	500mA	640 lm	89%
	A491-0- Ⓞ -11- NT WT NTMG	6W	3000K	18°	500mA	670 lm	89%
	A491-0- Ⓞ -12- NT WT NTMG	6W	4000K	18°	500mA	720 lm	89%
	A491-0- Ⓞ -20- NT WT NTMG WTW	6W	2700K	40°	500mA	640 lm	84%
	A491-0- Ⓞ -21- NT WT NTMG WTW	6W	3000K	40°	500mA	670 lm	84%
	A491-0- Ⓞ -22- NT WT NTMG WTW	6W	4000K	40°	500mA	720 lm	84%

220 V~ | IP20 | CRI>90 | L80B10 >60.000h

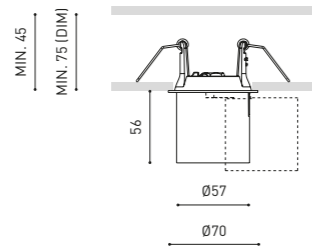


Ⓞ *OPTIONS

1	No DIM
2	DIM DALI
3	DIM Push

DIM PHASE CUT & OTHER DIM OPTIONS
PLEASE CONSULT

FINISHING**	Body	Lampshade
NT	NT ■	N ■
WT	WT □	N ■
NTMG	NT ■	MG ■
WTW	WT □	W □



COLOUR | NT ■ | WT □ | NTMG ■ | WTW □ | MATERIAL | AL | ABS+PC | RAL ⓘ » 312

**OTHER FINISHING COMBINATIONS PLEASE CONSULT
"THE INVISIBLE BLACK" IS ONLY AVAILABLE FOR WT, NT & NTMG COLOURS

Ⓞ & ⓘ » 288

SIX RECESSED



Extended Family
Magnetic 24V Six XS_P.95
Six XS 24V_P.182
Six 48V_P.194
Six_P.226
Black Foster Six S_P.246



MORE INFO >>

		P	CCT	Beam	I	Flux	LOR	
SIX L Recessed 1	A287-11-10- WT NT	11,5W	2700K	17°	350mA	1600 lm	93%	
	A287-11-11- WT NT	11,5W	3000K	17°	350mA	1650 lm	93%	
	A287-11-12- WT NT	11,5W	4000K	17°	350mA	1700 lm	93%	
	A287-11-30- WT NT	11,5W	2700K	26°	350mA	1600 lm	93%	
	A287-11-31- WT NT	11,5W	3000K	26°	350mA	1650 lm	93%	
	A287-11-32- WT NT	11,5W	4000K	26°	350mA	1700 lm	93%	
	A287-11-20- WT NT	11,5W	2700K	34°	350mA	1600 lm	90%	
	A287-11-21- WT NT	11,5W	3000K	34°	350mA	1650 lm	90%	
	A287-11-22- WT NT	11,5W	4000K	34°	350mA	1700 lm	90%	
	SIX L Recessed 2	A287-2- Ⓞ -10- WT NT	24,5W	2700K	17°	700mA	2850 lm	93%
		A287-2- Ⓞ -11- WT NT	24,5W	3000K	17°	700mA	2950 lm	93%
A287-2- Ⓞ -12- WT NT		24,5W	4000K	17°	700mA	3000 lm	93%	
A287-2- Ⓞ -30- WT NT		24,5W	2700K	26°	700mA	2850 lm	93%	
A287-2- Ⓞ -31- WT NT		24,5W	3000K	26°	700mA	2950 lm	93%	
A287-2- Ⓞ -32- WT NT		24,5W	4000K	26°	700mA	3000 lm	93%	
A287-2- Ⓞ -20- WT NT		24,5W	2700K	34°	700mA	2850 lm	90%	
A287-2- Ⓞ -21- WT NT		24,5W	3000K	34°	700mA	2950 lm	90%	
A287-2- Ⓞ -22- WT NT		24,5W	4000K	34°	700mA	3000 lm	90%	

220 V~ | IP20 | CRI>90 | L90B10 >55.000h



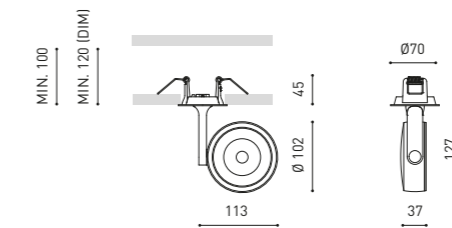
Ⓞ *OPTIONS

1	No DIM
2	DIM Push
4	DIM DALI

DIM PHASE CUT & OTHER DIM OPTIONS
PLEASE CONSULT

OPTIONAL


SIX L High Chromatic LED ⓘ » 281
NOT SOLD SEPARATELY | AFFECTS THE LIGHTING PARAMETERS



COLOUR | WT □ | NT ■ | MATERIAL | AL | PC | RAL ⓘ » 312

Ⓞ & ⓘ » 288

SIX RECESSED



MORE INFO >>

		P	CCT	Beam	I	Flux	LOR	
SIX M Recessed 1	A332-11-10-	WT NT	11,5W	2700K	19°	350mA	1600 lm	93%
	A332-11-11-	WT NT	11,5W	3000K	19°	350mA	1650 lm	93%
	A332-11-12-	WT NT	11,5W	4000K	19°	350mA	1700 lm	93%
	A332-11-20-	WT NT	11,5W	2700K	28°	350mA	1600 lm	91%
	A332-11-21-	WT NT	11,5W	3000K	28°	350mA	1650 lm	91%
	A332-11-22-	WT NT	11,5W	4000K	28°	350mA	1700 lm	91%
	A332-11-30-	WT NT	11,5W	2700K	38°	350mA	1600 lm	93%
	A332-11-31-	WT NT	11,5W	3000K	38°	350mA	1650 lm	93%
	A332-11-32-	WT NT	11,5W	4000K	38°	350mA	1700 lm	93%
	SIX M Recessed 2	A332-2- -10-	WT NT	17W	2700K	19°	500mA	2050 lm
A332-2- -11-		WT NT	17W	3000K	19°	500mA	2130 lm	93%
A332-2- -12-		WT NT	17W	4000K	19°	500mA	2160 lm	93%
A332-2- -20-		WT NT	17W	2700K	28°	500mA	2050 lm	91%
A332-2- -21-		WT NT	17W	3000K	28°	500mA	2130 lm	91%
A332-2- -22-		WT NT	17W	4000K	28°	500mA	2160 lm	91%
A332-2- -30-		WT NT	17W	2700K	38°	500mA	2050 lm	93%
A332-2- -31-		WT NT	17W	3000K	38°	500mA	2130 lm	93%
A332-2- -32-		WT NT	17W	4000K	38°	500mA	2160 lm	93%

220-240 V~ | IP20 | CRI>90 | L90B10 >55.000h



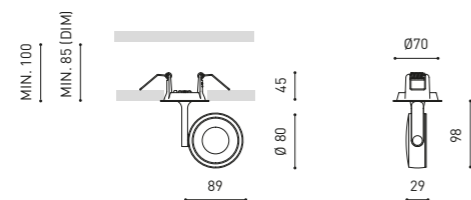
Ⓞ *OPTIONS

1	No DIM
2	DIM DALI

DIM PHASE CUT & OTHER DIM OPTIONS PLEASE CONSULT

OPTIONAL


SIX M High Chromatic LED ⓘ » 281
NOT SOLD SEPARATELY | AFFECTS THE LIGHTING PARAMETERS



COLOUR | WT □ | NT ■ | MATERIAL | AL | PC |

RAL ⓘ » 312

Ⓞ & ⓘ » 288



MORE INFO >>

		P	CCT	Beam	I	Flux	LOR	
SIX S Recessed	A334-0- -10-	WT NT	8,5W	2700K	17°	500mA	1070 lm	86%
	A334-0- -11-	WT NT	8,5W	3000K	17°	500mA	1140 lm	86%
	A334-0- -12-	WT NT	8,5W	4000K	17°	500mA	1210 lm	86%
	A334-0- -20-	WT NT	8,5W	2700K	24°	500mA	1070 lm	84%
	A334-0- -21-	WT NT	8,5W	3000K	24°	500mA	1140 lm	84%
	A334-0- -22-	WT NT	8,5W	4000K	24°	500mA	1210 lm	84%
	A334-0- -30-	WT NT	8,5W	2700K	34°	500mA	1070 lm	89%
	A334-0- -31-	WT NT	8,5W	3000K	34°	500mA	1140 lm	89%
	A334-0- -32-	WT NT	8,5W	4000K	34°	500mA	1210 lm	89%

220-240 V~ | IP20 | CRI>90 | L80B10 >60.000h



		P	CCT	Beam	I	Flux	LOR	
SIX XS Recessed	A336-0- -10-	WT NT	4,5W	2700K	17°	500mA	470 lm	90%
	A336-0- -11-	WT NT	4,5W	3000K	17°	500mA	500 lm	90%
	A336-0- -12-	WT NT	4,5W	4000K	17°	500mA	530 lm	90%
	A336-0- -20-	WT NT	4,5W	2700K	23°	500mA	470 lm	86%
	A336-0- -21-	WT NT	4,5W	3000K	23°	500mA	500 lm	86%
	A336-0- -22-	WT NT	4,5W	4000K	23°	500mA	530 lm	86%
	A336-0- -30-	WT NT	4,5W	2700K	34°	500mA	470 lm	88%
	A336-0- -31-	WT NT	4,5W	3000K	34°	500mA	500 lm	88%
	A336-0- -32-	WT NT	4,5W	4000K	34°	500mA	530 lm	88%

220-240 V~ | IP20 | CRI>90 | L90B10 >55.000h



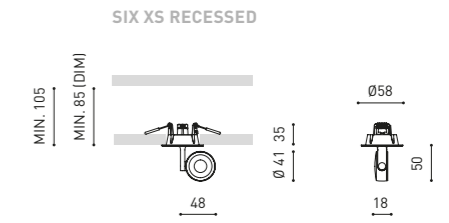
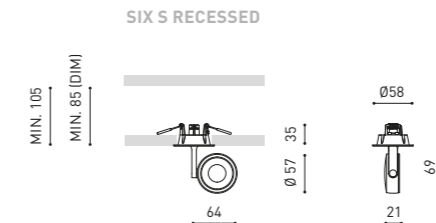
Ⓞ *OPTIONS

1	No DIM
2	DIM DALI

DIM PHASE CUT & OTHER DIM OPTIONS PLEASE CONSULT

OPTIONAL

SIX High Chromatic LED ⓘ » 281
NOT SOLD SEPARATELY | AFFECTS THE LIGHTING PARAMETERS




COLOUR | WT □ | NT ■ | MATERIAL | AL | PC |

RAL ⓘ » 312

Ⓞ & ⓘ » 288

FIT RECESSED



MORE INFO >>



MORE INFO >>

Extended Family

Magnetic 24V Fit_P.92 Fit 24V_P.184 Fit_P.228
Fit Surface_P.124 Fit 48V_P.197 Black Foster Fit 35_P.246
Fit 65 1L_P.221 Black Foster Fit 27_P.249

	P	CCT	Beam	I	Flux	LOR	
FIT 50 Recessed	A346-2- Ⓞ -10- WT NT G	12W	2700K	14°	1050mA	1090 lm	84%
	A346-2- Ⓞ -11- WT NT G	12W	3000K	14°	1050mA	1180 lm	84%
	A346-2- Ⓞ -12- WT NT G	12W	4000K	14°	1050mA	1260 lm	84%
	A346-2- Ⓞ -20- WT NT G	12W	2700K	26°	1050mA	1090 lm	83%
	A346-2- Ⓞ -21- WT NT G	12W	3000K	26°	1050mA	1180 lm	83%
	A346-2- Ⓞ -22- WT NT G	12W	4000K	26°	1050mA	1260 lm	83%
	A346-2- Ⓞ -30- WT NT G	12W	2700K	50°	1050mA	1090 lm	79%
	A346-2- Ⓞ -31- WT NT G	12W	3000K	50°	1050mA	1180 lm	79%
	A346-2- Ⓞ -32- WT NT G	12W	4000K	50°	1050mA	1260 lm	79%

220 V~ | IP20 | CRI>90 | L90B10 >108.000h

MacAdam Step 2 OPTIONS* INCL Ø62 350° 90° 14°/26°/50°

	P	CCT	Beam	I	Flux	LOR	
FIT 35 Recessed	A345-2- Ⓞ -10- WT NT G	5,5W	2700K	20°	500mA	620 lm	85%
	A345-2- Ⓞ -11- WT NT G	5,5W	3000K	20°	500mA	660 lm	85%
	A345-2- Ⓞ -12- WT NT G	5,5W	4000K	20°	500mA	710 lm	85%
	A345-2- Ⓞ -20- WT NT G	5,5W	2700K	29°	500mA	620 lm	84%
	A345-2- Ⓞ -21- WT NT G	5,5W	3000K	29°	500mA	660 lm	84%
	A345-2- Ⓞ -22- WT NT G	5,5W	4000K	29°	500mA	710 lm	84%
	A345-2- Ⓞ -30- WT NT G	5,5W	2700K	36°	500mA	620 lm	85%
	A345-2- Ⓞ -31- WT NT G	5,5W	3000K	36°	500mA	660 lm	85%
	A345-2- Ⓞ -32- WT NT G	5,5W	4000K	36°	500mA	710 lm	85%

220 V~ | IP20 | CRI>90 | L90B10 >108.000h

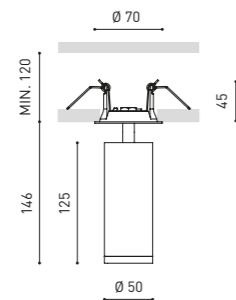
MacAdam Step 2 OPTIONS* INCL Ø50 350° 90° 20°/29°/36°

- Ⓞ *OPTIONS
- | | |
|---|----------|
| 1 | No DIM |
| 2 | DIM DALI |
- DIM PHASE CUT & OTHER DIM OPTIONS PLEASE CONSULT

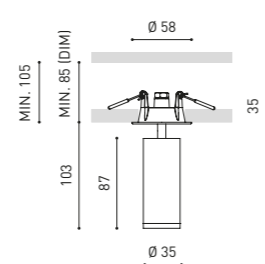
- OPTIONAL ACCESSORIES
- | | |
|------------------------------------|------------|
| FIT 50 Anti-glare Honeycomb Louver | A346-00-00 |
| FIT 35 Anti-glare Honeycomb Louver | A345-00-00 |
- NOT SOLD SEPARATELY | AFFECT THE LIGHTING PARAMETERS



FIT50 RECESSED



FIT35 RECESSED




COLOUR | WT □ | NT ■ | G ■ | MATERIAL | AL | PC | RAL ⓘ » 312

Ⓞ & ⓘ » 288

PLUS RECESSED



MORE INFO >>



MORE INFO >>



Extended Family

Magnetic 24V Plus Micro_P.94 Plus Mini 1L_P.221
Plus Micro 24V_P.182 Plus_P.229
Plus 48V_P.201 Black Foster Plus Mini_P.246

	P	CCT	Beam	I	Flux	LOR	
PLUS Recessed	A325-00- Ⓞ -0- WT NT	18W	2700K	12°-51°	500mA	1920 lm	26-40%
	A325-00- Ⓞ -1- WT NT	18W	3000K	12°-51°	500mA	2000 lm	26-40%
	A325-00- Ⓞ -2- WT NT	18W	4000K	12°-51°	500mA	2030 lm	26-40%

220 V~ | IP20 | CRI>90 | L90B10 >55.000h

MacAdam Step 2 OPTIONS* INCL Ø62 350° 180° 12°-51°

- Ⓞ *OPTIONS
- | | |
|---|----------|
| 1 | No DIM |
| 2 | DIM DALI |
| 3 | DIM Push |
- DIM PHASE CUT & OTHER DIM OPTIONS PLEASE CONSULT

- OPTIONAL
- PLUS High Chromatic LED** ⓘ » 281
- NOT SOLD SEPARATELY | AFFECTS THE LIGHTING PARAMETERS

	P	CCT	Beam	I	Flux	LOR	
PLUS Mini Recessed	A328-00- Ⓞ -0- WT NT	6,5W	2700K	10°-41°	700mA	630 lm	20-40%
	A328-00- Ⓞ -1- WT NT	6,5W	3000K	10°-41°	700mA	660 lm	20-40%
	A328-00- Ⓞ -2- WT NT	6,5W	4000K	10°-41°	700mA	680 lm	20-40%

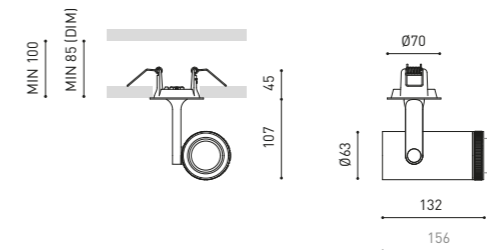
220 V~ | IP20 | CRI>90 | L90B10 >55.000h

MacAdam Step 2 OPTIONS* INCL Ø50 350° 180° 10°-41°

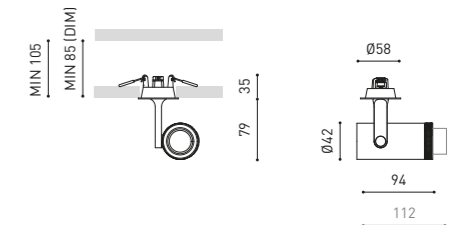
- Ⓞ *OPTIONS
- | | |
|---|----------|
| 1 | No DIM |
| 2 | DIM DALI |
- DIM PHASE CUT & OTHER DIM OPTIONS PLEASE CONSULT

- OPTIONAL
- PLUS MINI High Chromatic LED** ⓘ » 281
- NOT SOLD SEPARATELY | AFFECTS THE LIGHTING PARAMETERS

PLUS RECESSED



PLUS MINI RECESSED



COLOUR | WT □ | NT ■ | MATERIAL | AL | OPTICAL PMMA | RAL ⓘ » 312

Ⓞ & ⓘ » 288

BLACK FOSTER SURFACE_104

SHOT LIGHT SURFACE_110

SCOPE SURFACE_113

TOP_114

PUCK_116

STRAM SURFACE_117

ORBITAL SURFACE_118

VOLA_120

SKY_120

DRUM_121

FIFTY+ SURFACE_122

FLIP SURFACE_123

FIT SURFACE_124

IO SURFACE_126

ZEN TUBE SURFACE_127

BLACK FOSTER SURFACE



1:1 scale reproduction. The photo displays the real-size version of the product.



MORE INFO >>



MORE INFO >>



MORE INFO >>

FINISHING	Body	Lampshade
NT	NT ■ N ■	N ■
WT	WT □ N ■	N ■

Extended Family
 Black Foster Micro_P10
 Black Foster_P12
 Black Foster Suspension_P133
 Black Foster Micro 24V_P180
 Black Foster 48V_P207
 Black Foster Custom_P242

		P	CCT	I	Flux	LOR
BLACK FOSTER MICRO Surface 5	A459-20-00- NT WT	7W	2700K	500mA	775 lm	87%
	A459-20-01- NT WT	7W	3000K	500mA	800 lm	87%
	A459-20-02- NT WT	7W	4000K	500mA	850 lm	87%

III IP20 | CRI>90 | L90B10 >60.000h

MacAdam Step 3 | OPTIONS* | EXCL | 37°

		P	CCT	I	Flux	LOR
BLACK FOSTER MICRO Surface 2x2	A459-30-00- NT WT	5,6W	2700K	500mA	620 lm	87%
	A459-30-01- NT WT	5,6W	3000K	500mA	640 lm	87%
	A459-30-02- NT WT	5,6W	4000K	500mA	680 lm	87%

III IP20 | CRI>90 | L90B10 >60.000h

MacAdam Step 3 | OPTIONS* | EXCL | 37°

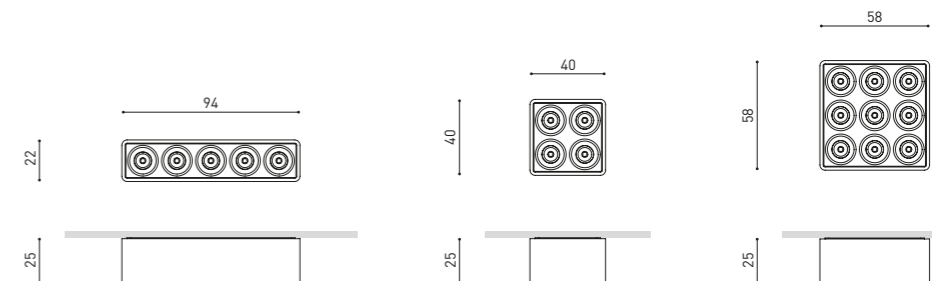
		P	CCT	I	Flux	LOR
BLACK FOSTER MICRO Surface 3x3	A459-40-00- NT WT	10W	2700K	400mA	1170 lm	87%
	A459-40-01- NT WT	10W	3000K	400mA	1200 lm	87%
	A459-40-02- NT WT	10W	4000K	400mA	1300 lm	87%

III IP20 | CRI>90 | L90B10 >60.000h

MacAdam Step 3 | OPTIONS* | EXCL | 37°

*DRIVER OPTIONS	Black Foster Micro Surface 5	Black Foster Micro Surface 2x2	Black Foster Micro Surface 3x3
NO DIM	0434-00-42 1 to 2	0434-01-53 1 to 3	0434-01-54 1
DALI	0434-00-44 1 to 3	0434-01-54 1 to 3	0434-01-54 1

220 V~ | 240 V~ | DRIVER MUST BE PLACED ON REMOTE | DIM PHASE CUT & OTHER DIM OPTIONS PLEASE CONSULT | 282



COLOUR | NT ■ | WT □ | MATERIAL | AL | ABS+PC | RAL | 312

288

BLACK FOSTER SURFACE



MORE INFO >>



MORE INFO >>



MORE INFO >>



MORE INFO >>

		P	CCT	I	Flux
BLACK FOSTER Surface 1	A320-1- ○ -10-	2,1W	2700K	700mA	190 lm
	A320-1- ○ -11-	2,1W	3000K	700mA	210 lm
	A320-1- ○ -12-	2,1W	4000K	700mA	250 lm

220 V~ | IP20 | CRI>90 | L90B10 >102.000h
 MacAdam Step 3 | INCL | UGR <19 | 38° / 19°

		P	CCT	I	Flux
BLACK FOSTER Surface 2	A320-2- ○ -10-	4,2W	2700K	700mA	380 lm
	A320-2- ○ -11-	4,2W	3000K	700mA	420 lm
	A320-2- ○ -12-	4,2W	4000K	700mA	500 lm

220 V~ | IP20 | CRI>90 | L90B10 >102.000h
 MacAdam Step 3 | INCL | UGR <19 | 38° / 19°

		P	CCT	I	Flux
BLACK FOSTER Surface 3	A320-3- ○ -10-	6,3W	2700K	700mA	570 lm
	A320-3- ○ -11-	6,3W	3000K	700mA	630 lm
	A320-3- ○ -12-	6,3W	4000K	700mA	750 lm

220 V~ | IP20 | CRI>90 | L90B10 >102.000h
 MacAdam Step 3 | INCL | UGR <19 | 38° / 19°

		P	CCT	I	Flux
BLACK FOSTER Surface 5	A320-4- ○ - 0-0-	10,5W	2700K	700mA	950 lm
	A320-4- ○ - 0-1-	10,5W	3000K	700mA	1050 lm
	A320-4- ○ - 0-2-	10,5W	4000K	700mA	1250 lm

220 V~ | IP20 | CRI>90 | L90B10 >102.000h
 MacAdam Step 3 | OPTIONS* | INCL | UGR <19 | 38° / 19°

COLOUR | WT | NT | WTMG | NTMG | MATERIAL | AL | ABS+PC | RAL » 312

» 288



MORE INFO >>



MORE INFO >>

		P	CCT	I	Flux
BLACK FOSTER Surface 10	A320-5- ○ - 0-0-	21W	2700K	700mA	1900 lm
	A320-5- ○ - 0-1-	21W	3000K	700mA	2100 lm
	A320-5- ○ - 0-2-	21W	4000K	700mA	2500 lm

220 V~ | IP20 | CRI>90 | L90B10 >102.000h
 MacAdam Step 3 | OPTIONS* | INCL | UGR <19 | 38° / 19°

		P	CCT	I	Flux
BLACK FOSTER Surface 15	A320-6- ○ - 0-0-	31,5W	2700K	700mA	2850 lm
	A320-6- ○ - 0-1-	31,5W	3000K	700mA	3150 lm
	A320-6- ○ - 0-2-	31,5W	4000K	700mA	3750 lm

220 V~ | IP20 | CRI>90 | L90B10 >102.000h
 MacAdam Step 3 | OPTIONS* | INCL | UGR <19 | 38° / 19°

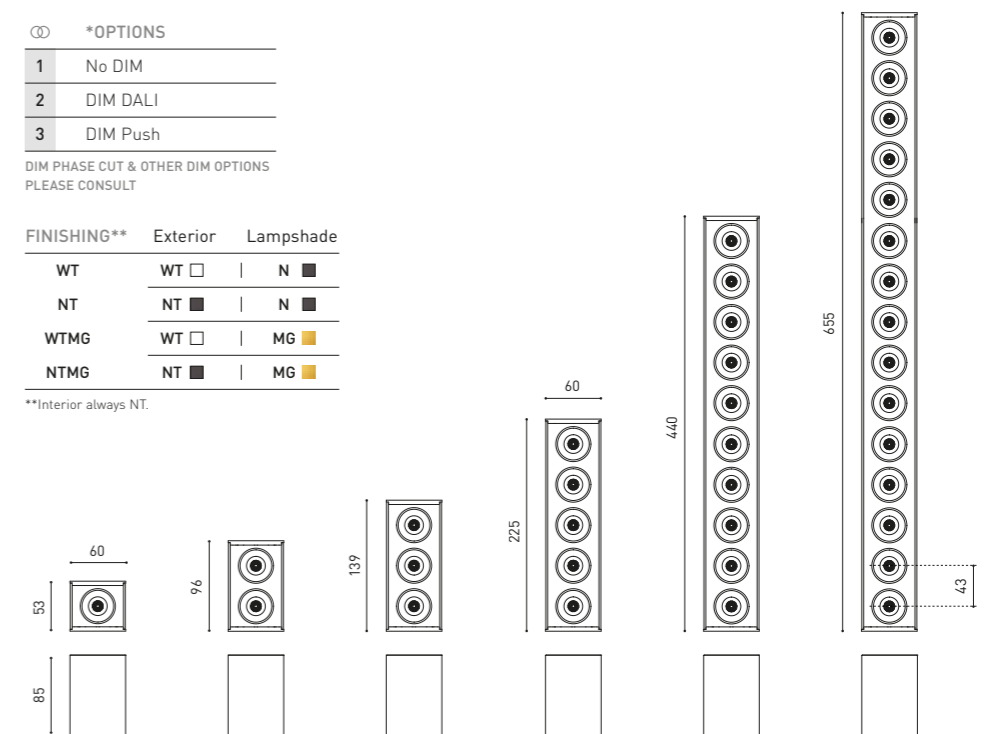
	BEAM	LOR
0	38°	92%
1	19°	90%

⊞	*OPTIONS
1	No DIM
2	DIM DALI
3	DIM Push

DIM PHASE CUT & OTHER DIM OPTIONS PLEASE CONSULT

FINISHING**	Exterior	Lampshade
WT	WT	N
NT	NT	N
WTMG	WT	MG
NTMG	NT	MG

**Interior always NT.



COLOUR | WT | NT | WTMG | NTMG | MATERIAL | AL | ABS+PC | RAL » 312

» 288

BLACK FOSTER SURFACE



MORE INFO >>





MORE INFO >>

	P	CCT	Beam	I	Flux	LOR		
BLACK FOSTER Surface Remote 3	A480-30-00-	NT WT NTMG WTW	6,3W	2700K	38°	700mA	570 lm	92%
	A480-30-01-	NT WT NTMG WTW	6,3W	3000K	38°	700mA	630 lm	92%
	A480-30-02-	NT WT NTMG WTW	6,3W	4000K	38°	700mA	750 lm	92%
	A480-31-00-	NT WT NTMG	6,3W	2700K	19°	700mA	570 lm	90%
	A480-31-01-	NT WT NTMG	6,3W	3000K	19°	700mA	630 lm	90%
	A480-31-02-	NT WT NTMG	6,3W	4000K	19°	700mA	750 lm	90%

 IP20 | CRI>90 | L90B10 >102.000h
 MacAdam Step 3
 OPTIONS*
 EXCL
 UGR <19
 38° / 19°

	P	CCT	Beam	I	Flux	LOR		
BLACK FOSTER Surface Remote 5	A480-40-00-	NT WT NTMG WTW	10,5W	2700K	38°	700mA	950 lm	92%
	A480-40-01-	NT WT NTMG WTW	10,5W	3000K	38°	700mA	1050 lm	92%
	A480-40-02-	NT WT NTMG WTW	10,5W	4000K	38°	700mA	1250 lm	92%
	A480-41-00-	NT WT NTMG	10,5W	2700K	19°	700mA	950 lm	90%
	A480-41-01-	NT WT NTMG	10,5W	3000K	19°	700mA	1050 lm	90%
	A480-41-02-	NT WT NTMG	10,5W	4000K	19°	700mA	1250 lm	90%

 IP20 | CRI>90 | L90B10 >102.000h
 MacAdam Step 3
 OPTIONS*
 EXCL
 UGR <19
 38° / 19°

*DRIVER OPTIONS	Black Foster Surface Remote 3	Black Foster Surface Remote 5	Black Foster Surface Remote 10	Black Foster Surface Remote 15
 NO DIM	0434-00-40	1 to 4	1 to 2	1
	0434-01-43	1 to 6	1 to 3	1
 DALI	0434-00-46	1 to 4	1 to 2	1
	0434-01-25	1 to 6	1 to 3	1

220V~ | DRIVER MUST BE PLACED ON REMOTE | DIM PHASE CUT & OTHER DIM OPTIONS PLEASE CONSULT  » 282

FINISHING	Exterior	Lampshade
NT	NT ■	N ■
WT	WT □	N ■
NTMG	NT ■	MG ■
WTW	WT □	W □

COLOUR | NT ■ | WT □ | NTMG ■ | WTW □ | MATERIAL | AL | ABS+PC | RAL  » 312

"THE INVISIBLE BLACK" IS ONLY AVAILABLE FOR NT, WT & NTMG COLOURS

 » 288



MORE INFO >>



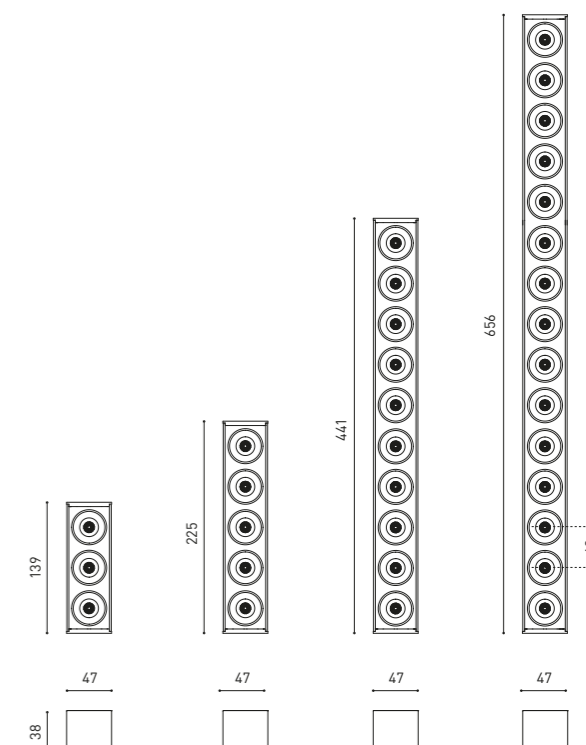
MORE INFO >>

	P	CCT	Beam	I	Flux	LOR		
BLACK FOSTER Surface Remote 10	A480-50-00-	NT WT NTMG WTW	21W	2700K	38°	700mA	1900 lm	92%
	A480-50-01-	NT WT NTMG WTW	21W	3000K	38°	700mA	2100 lm	92%
	A480-50-02-	NT WT NTMG WTW	21W	4000K	38°	700mA	2500 lm	92%
	A480-51-00-	NT WT NTMG	21W	2700K	19°	700mA	1900 lm	90%
	A480-51-01-	NT WT NTMG	21W	3000K	19°	700mA	2100 lm	90%
	A480-51-02-	NT WT NTMG	21W	4000K	19°	700mA	2500 lm	90%

 IP20 | CRI>90 | L90B10 >102.000h
 MacAdam Step 3
 OPTIONS*
 EXCL
 UGR <19
 38° / 19°

	P	CCT	Beam	I	Flux	LOR		
BLACK FOSTER Surface Remote 15	A480-60-00-	NT WT NTMG WTW	31,5W	2700K	38°	700mA	2850 lm	92%
	A480-60-01-	NT WT NTMG WTW	31,5W	3000K	38°	700mA	3150 lm	92%
	A480-60-02-	NT WT NTMG WTW	31,5W	4000K	38°	700mA	3750 lm	92%
	A480-61-00-	NT WT NTMG	31,5W	2700K	19°	700mA	2850 lm	90%
	A480-61-01-	NT WT NTMG	31,5W	3000K	19°	700mA	3150 lm	90%
	A480-61-02-	NT WT NTMG	31,5W	4000K	19°	700mA	3750 lm	90%

 IP20 | CRI>90 | L90B10 >102.000h
 MacAdam Step 3
 OPTIONS*
 EXCL
 UGR <19
 38° / 19°



COLOUR | NT ■ | WT □ | NTMG ■ | WTW □ | MATERIAL | AL | ABS+PC | RAL  » 312

"THE INVISIBLE BLACK" IS ONLY AVAILABLE FOR NT, WT & NTMG COLOURS

 » 288

SHOT LIGHT SURFACE



Extended Family
Shot Light_P.22



MORE INFO >>

		CCT	Beam	LOR
SHOT LIGHT S Surface	A486-00-00- WT NT NTMG	2700K	18°	89%
	A486-00-01- WT NT NTMG	3000K	18°	89%
	A486-00-02- WT NT NTMG	4000K	18°	89%
	A486-00-10- WT NT NTMG WTW	2700K	40°	89%
	A486-00-11- WT NT NTMG WTW	3000K	40°	89%
	A486-00-12- WT NT NTMG WTW	4000K	40°	89%

III IP20 | CRI>90 | L80B10 >60,000h



MORE INFO >>

		CCT	Beam	LOR
SHOT LIGHT M Surface	A396-00-10- WT NT MG MC NTMG WTW	2700K	38°	86%
	A396-00-11- WT NT MG MC NTMG WTW	3000K	38°	86%
	A396-00-12- WT NT MG MC NTMG WTW	4000K	38°	86%

III IP20 | CRI>90 | L90B10 >55,000h

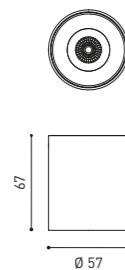


*DRIVER OPTIONS	P	I	CCT	Flux
0434-00-39 1 to 3 Shot Light S Surface	4W	350mA	2700K	500 lm
			3000K	520 lm
			4000K	560 lm
0434-00-42 1 to 3 Shot Light S Surface	6W	500mA	2700K	640 lm
			3000K	670 lm
			4000K	720 lm
0434-00-40 1 to 3 Shot Light S Surface	9W	700mA	2700K	870 lm
			3000K	910 lm
			4000K	970 lm
0434-00-46 1 to 3 Shot Light S Surface	9W	700mA	2700K	870 lm
			3000K	910 lm
			4000K	970 lm
0434-01-25 1 to 5 Shot Light S Surface	9W	700mA	2700K	870 lm
			3000K	910 lm
			4000K	970 lm



220 V~ | DRIVER MUST BE PLACED ON REMOTE
240 V~ | DIM PHASE CUT & OTHER DIM OPTIONS PLEASE CONSULT

i » 282



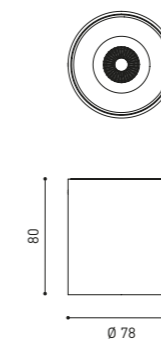
FINISHING	Body	Lampshade
WT	WT □	N ■
NT	NT ■	N ■
NTMG	NT ■	MG ■
WTW	WT □	W □

*DRIVER OPTIONS	P	I	CCT	Flux
0434-00-36	4,5W	140mA	2700K	660 lm
			3000K	690 lm
			4000K	700 lm
			4000K	700 lm
0434-00-37	6,5W	200mA	2700K	910 lm
			3000K	940 lm
			4000K	960 lm
			4000K	960 lm
0434-00-39	12,4W	350mA	2700K	1470 lm
			3000K	1530 lm
			4000K	1550 lm
			4000K	1550 lm
0434-00-79	12,4W	350mA	2700K	1470 lm
			3000K	1530 lm
			4000K	1550 lm
			4000K	1550 lm



220 V~ | DRIVER MUST BE PLACED ON REMOTE
240 V~ | DIM PHASE CUT & OTHER DIM OPTIONS PLEASE CONSULT

i » 282



FINISHING**	Body	Lampshade
WT	WT □	N ■
NT	NT ■	N ■
MG	MG ■	N ■
MC	MC ■	N ■
NTMG	NT ■	MG ■
WTW	WT □	W □

SHOT LIGHT SURFACE



MORE INFO >>

		P	CCT	Beam	I	Flux	LOR
SHOT LIGHT S Surface 25	A493-0- 00 -00- WT NT NTMG	6W	2700K	18°	500mA	640 lm	89%
	A493-0- 00 -01- WT NT NTMG	6W	3000K	18°	500mA	670 lm	89%
	A493-0- 00 -02- WT NT NTMG	6W	4000K	18°	500mA	720 lm	89%
	A493-0- 00 -10- WT NT NTMG WTW	6W	2700K	40°	500mA	640 lm	89%
	A493-0- 00 -11- WT NT NTMG WTW	6W	3000K	40°	500mA	670 lm	89%
	A493-0- 00 -12- WT NT NTMG WTW	6W	4000K	40°	500mA	720 lm	89%

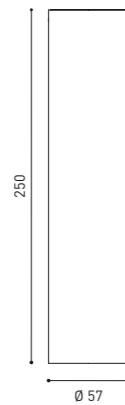
220 V~ | IP20 | CRI>90 | L90B10 >60,000h



Ⓞ	*OPTIONS
2	DIM DALI
3	DIM Push
5	DIM Phase Cut

OTHER DIM OPTIONS PLEASE CONSULT

FINISHING	Body	Lampshade
WT	WT <input type="checkbox"/>	N <input checked="" type="checkbox"/>
NT	NT <input checked="" type="checkbox"/>	N <input checked="" type="checkbox"/>
NTMG	NT <input checked="" type="checkbox"/>	MG <input checked="" type="checkbox"/>
WTW	WT <input type="checkbox"/>	W <input type="checkbox"/>



SCOPE SURFACE



Extended Family
Scope Suspension_P149



MORE INFO >>



MORE INFO >>



MORE INFO >>

		P	CCT	I	Flux	LOR
SCOPE 35 Surface	A260-30- 00 -0- WW WG WR NN NG	7W	2700K	200mA	910 lm	89%
	A260-30- 00 -1- WW WG WR NN NG	7W	3000K	200mA	940 lm	89%
	A260-30- 00 -2- WW WG WR NN NG	7W	4000K	200mA	960 lm	89%

220 V~ | IP20 | CRI>90 | L90B10 >55,000h



		P	CCT	I	Flux	LOR
SCOPE 27 Surface	A260-20- 00 -0- WW WG WR NN NG	7W	2700K	200mA	910 lm	89%
	A260-20- 00 -1- WW WG WR NN NG	7W	3000K	200mA	940 lm	89%
	A260-20- 00 -2- WW WG WR NN NG	7W	4000K	200mA	960 lm	89%

220 V~ | IP20 | CRI>90 | L90B10 >55,000h



		P	CCT	I	Flux	LOR
SCOPE 21 Surface	A260-10-00- WW WG WR NN NG	7W	2700K	200mA	910 lm	89%
	A260-10-01- WW WG WR NN NG	7W	3000K	200mA	940 lm	89%
	A260-10-02- WW WG WR NN NG	7W	4000K	200mA	960 lm	89%

220 V~ | IP20 | CRI>90 | L90B10 >55,000h



SCOPE 35 SURFACE	SCOPE 27 SURFACE	SCOPE 21 SURFACE	Ⓞ *OPTIONS						
			<table border="1"> <tr> <td>0</td> <td>DIM Phase cut</td> </tr> <tr> <td>1</td> <td>DIM Push</td> </tr> <tr> <td>3</td> <td>DIM DALI</td> </tr> </table> <p>OTHER DIM OPTIONS PLEASE CONSULT</p>	0	DIM Phase cut	1	DIM Push	3	DIM DALI
0	DIM Phase cut								
1	DIM Push								
3	DIM DALI								



MORE INFO >>

		P	CCT	Beam	I	Flux	LOR
TOP	A295-00-10- WT NT	4,5W	2700K	20°	500mA	480 lm	92%
	A295-00-11- WT NT	4,5W	3000K	20°	500mA	500 lm	92%
	A295-00-12- WT NT	4,5W	4000K	20°	500mA	515 lm	92%
	A295-00-20- WT NT	4,5W	2700K	30°	500mA	480 lm	89%
	A295-00-21- WT NT	4,5W	3000K	30°	500mA	500 lm	89%
	A295-00-22- WT NT	4,5W	4000K	30°	500mA	515 lm	89%
	A295-00-30- WT NT	4,5W	2700K	56°	500mA	480 lm	86%
	A295-00-31- WT NT	4,5W	3000K	56°	500mA	500 lm	86%
	A295-00-32- WT NT	4,5W	4000K	56°	500mA	515 lm	86%

220 V~ | 240 V~ | IP20 | CRI>90 | L90B10 >55.000h



OPTIONAL ACCESSORIES

NOT SOLD SEPARATELY | AFFECTS THE LIGHTING PARAMETERS

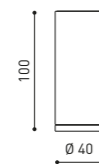
TOP Beam Mixer Diffuser 0805-01-00



TOP Anti-glare Honeycomb Louver 0807-00-00 | WT | NT |



TOP High Chromatic LED ⓘ » 281



COLOUR | WT □ | NT ■ |

MATERIAL | AL | PC |

RAL ⓘ » 312



MORE INFO >>

		CCT	Beam	LOR
TOP Mini	A296-00-10- WT NT	2700K	20°	92%
	A296-00-11- WT NT	3000K	20°	92%
	A296-00-12- WT NT	4000K	20°	92%
	A296-00-20- WT NT	2700K	30°	89%
	A296-00-21- WT NT	3000K	30°	89%
	A296-00-22- WT NT	4000K	30°	89%
	A296-00-30- WT NT	2700K	56°	86%
	A296-00-31- WT NT	3000K	56°	86%
	A296-00-32- WT NT	4000K	56°	86%

IP20 | CRI>90 | L90B10 >55.000h

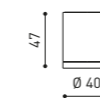


*DRIVER OPTIONS

	P	I	CCT	Flux
NO DIM	4,5W	500mA	2700K	480 lm
			3000K	500 lm
			4000K	515 lm
PUSH / 1-10V	6,5W	700mA	2700K	610 lm
			3000K	640 lm
			4000K	655 lm
DALI	4,5W	500mA	2700K	480 lm
			3000K	500 lm
			4000K	515 lm
PUSH / 1-10V	6,5W	700mA	2700K	610 lm
			3000K	640 lm
			4000K	655 lm
DALI	6,5W	700mA	2700K	610 lm
			3000K	640 lm
			4000K	655 lm

220 V~ | 240 V~ | DRIVER MUST BE PLACED ON REMOTE DIM PHASE CUT & OTHER DIM OPTIONS PLEASE CONSULT

ⓘ » 282



COLOUR | WT □ | NT ■ |

MATERIAL | AL | PC |

RAL ⓘ » 312

Ⓜ » 288

PUCK



Extended Family
Puck Recessed_P.59



MORE INFO >>

		P	CCT	Flux	LOR
PUCK M	A251-10-00- WT NT MC MG	10W	2700K	780 lm	80%
	A251-10-01- WT NT MC MG	10W	3000K	840 lm	80%
	A251-10-02- WT NT MC MG	10W	4000K	880 lm	80%

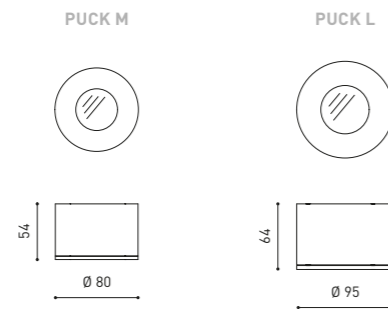
220
240 V~ | IP20 | CRI>90 | L70B10 >50.000h



MORE INFO >>

		P	CCT	Flux	LOR
PUCK L	A251-20-00- WT NT MC MG	15W	2700K	1175 lm	80%
	A251-20-01- WT NT MC MG	15W	3000K	1280 lm	80%
	A251-20-02- WT NT MC MG	15W	4000K	1330 lm	80%

220
240 V~ | IP20 | CRI>90 | L70B10 >50.000h



COLOUR | WT □ | NT ■ | MC ■ | MG ■ | MATERIAL | AL | OPTICAL GLASS | RAL ⓘ » 312

STRAM SURFACE



Extended Family
Stram_P.66



MORE INFO >>

		P	CCT	I	Flux	LOR
STRAM Surface 1	A246-01-10- WT NT	10,5W	2700K	350mA	1525 lm	87%
	A246-01-11- WT NT	10,5W	3000K	350mA	1650 lm	87%
	A246-01-12- WT NT	10,5W	4000K	350mA	1675 lm	87%
STRAM Surface 2	A246-02-10- WT NT	15,5W	2700K	500mA	2100 lm	87%
	A246-02-11- WT NT	15,5W	3000K	500mA	2275 lm	87%
	A246-02-12- WT NT	15,5W	4000K	500mA	2300 lm	87%
STRAM Surface 3	A246-03- ① -0- WT NT	22W	2700K	700mA	2800 lm	87%
	A246-03- ① -1- WT NT	22W	3000K	700mA	3025 lm	87%
	A246-03- ① -2- WT NT	22W	4000K	700mA	3075 lm	87%

220
240 V~ | IP20 | CRI>90 | L80B10 >60.000h



① *OPTIONS

- 1 No DIM
- 2 DIM DALI | Push

DIM PHASE CUT & OTHER DIM OPTIONS
PLEASE CONSULT

		P	CCT	I	Flux	LOR
STRAM Surface Mini 2	A377-02-10- WT NT	7W	2700K	500mA	975 lm	80%
	A377-02-11- WT NT	7W	3000K	500mA	1050 lm	80%
	A377-02-12- WT NT	7W	4000K	500mA	1075 lm	80%
STRAM Surface Mini 3	A377-03- ① -0- WT NT	10W	2700K	700mA	1275 lm	80%
	A377-03- ① -1- WT NT	10W	3000K	700mA	1375 lm	80%
	A377-03- ① -2- WT NT	10W	4000K	700mA	1400 lm	80%

220
240 V~ | IP20 | CRI>90 | L80B10 >60.000h

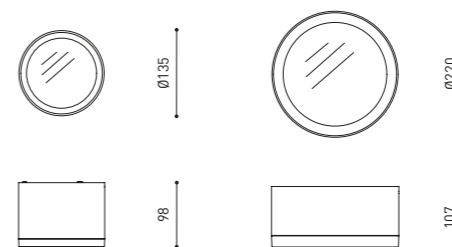


① *OPTIONS

- 1 No DIM
- 5 DIM Phase Cut

OTHER DIM OPTIONS PLEASE CONSULT

STRAM SURFACE STRAM SURFACE MINI



COLOUR | WT □ | NT ■ | MATERIAL | AL | PMMA | RAL ⓘ » 312

PRISMATIC DIFFUSER PLEASE CONSULT | COLOURS MAY AFFECT THE LIGHTING PARAMETERS
CERTIFICATES APPLICABLE FOR STRAM SURFACE


» 288



ORBITAL SURFACE



Extended Family
Orbital_P.80



MORE INFO >>

		P	CCT	Beam	I	Flux	LOR
ORBITAL Surface 1 LarK-111	A01- Ⓞ -11-10- W N	6,5W	2700K	19°	200mA	900 lm	92%
	A01- Ⓞ -11-11- W N	6,5W	3000K	19°	200mA	940 lm	92%
	A01- Ⓞ -11-12- W N	6,5W	4000K	19°	200mA	950 lm	92%
	A01- Ⓞ -11-20- W N	6,5W	2700K	40°	200mA	900 lm	86%
	A01- Ⓞ -11-21- W N	6,5W	3000K	40°	200mA	940 lm	86%
	A01- Ⓞ -11-22- W N	6,5W	4000K	40°	200mA	950 lm	86%
	A01- Ⓞ -13-10- W N	12W	2700K	19°	350mA	1440 lm	92%
	A01- Ⓞ -13-11- W N	12W	3000K	19°	350mA	1500 lm	92%
	A01- Ⓞ -13-12- W N	12W	4000K	19°	350mA	1520 lm	92%
	A01- Ⓞ -13-20- W N	12W	2700K	40°	350mA	1440 lm	86%
	A01- Ⓞ -13-21- W N	12W	3000K	40°	350mA	1500 lm	86%
	A01- Ⓞ -13-22- W N	12W	4000K	40°	350mA	1520 lm	86%

220 V~ | IP20 | CRI>90 | L90B10 >55.000h

MacAdam Step 2 | PHASE CUT* | INCL | FAST I CONNEC | X35°Y35° | 19°/40°



MORE INFO >>

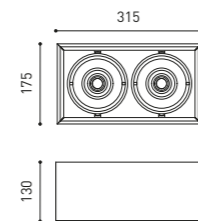
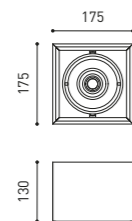
		P	CCT	Beam	I	Flux	LOR
ORBITAL Surface 2 LarK-111	A01- Ⓞ -21-10- W N	2 X 6,5W	2700K	19°	200mA	2 X 900 lm	92%
	A01- Ⓞ -21-11- W N	2 X 6,5W	3000K	19°	200mA	2 X 940 lm	92%
	A01- Ⓞ -21-12- W N	2 X 6,5W	4000K	19°	200mA	2 X 950 lm	92%
	A01- Ⓞ -21-20- W N	2 X 6,5W	2700K	40°	200mA	2 X 900 lm	86%
	A01- Ⓞ -21-21- W N	2 X 6,5W	3000K	40°	200mA	2 X 940 lm	86%
	A01- Ⓞ -21-22- W N	2 X 6,5W	4000K	40°	200mA	2 X 950 lm	86%
	A01- Ⓞ -23-10- W N	2 X 12W	2700K	19°	350mA	2 X 1440 lm	92%
	A01- Ⓞ -23-11- W N	2 X 12W	3000K	19°	350mA	2 X 1500 lm	92%
	A01- Ⓞ -23-12- W N	2 X 12W	4000K	19°	350mA	2 X 1520 lm	92%
	A01- Ⓞ -23-20- W N	2 X 12W	2700K	40°	350mA	2 X 1440 lm	86%
	A01- Ⓞ -23-21- W N	2 X 12W	3000K	40°	350mA	2 X 1500 lm	86%
	A01- Ⓞ -23-22- W N	2 X 12W	4000K	40°	350mA	2 X 1520 lm	86%

220 V~ | IP20 | CRI>90 | L90B10 >55.000h

MacAdam Step 2 | PHASE CUT* | INCL | FAST I CONNEC | X35°Y35° | 19°/40°

Ⓞ OPTIONS

- 1 LarK-111
- 2 LarK-111 Honeycomb**



LarK-111



LarK-111 Honeycomb**

COLOUR | W □ | N ■ | MATERIAL | AL | RAL ⓘ » 312

* OTHER DIM OPTIONS PLEASE CONSULT | ** AFFECTS THE LIGHTING PARAMETERS



MORE INFO >>

		P	CCT	Beam	I	Flux	LOR
ORBITAL Surface 3 LarK-111	A01- Ⓞ -31-10- W N	3 X 6,5W	2700K	19°	200mA	3 X 900 lm	92%
	A01- Ⓞ -31-11- W N	3 X 6,5W	3000K	19°	200mA	3 X 940 lm	92%
	A01- Ⓞ -31-12- W N	3 X 6,5W	4000K	19°	200mA	3 X 950 lm	92%
	A01- Ⓞ -31-20- W N	3 X 6,5W	2700K	40°	200mA	3 X 900 lm	86%
	A01- Ⓞ -31-21- W N	3 X 6,5W	3000K	40°	200mA	3 X 940 lm	86%
	A01- Ⓞ -31-22- W N	3 X 6,5W	4000K	40°	200mA	3 X 950 lm	86%
	A01- Ⓞ -33-10- W N	3 X 12W	2700K	19°	350mA	3 X 1440 lm	92%
	A01- Ⓞ -33-11- W N	3 X 12W	3000K	19°	350mA	3 X 1500 lm	92%
	A01- Ⓞ -33-12- W N	3 X 12W	4000K	19°	350mA	3 X 1520 lm	92%
	A01- Ⓞ -33-20- W N	3 X 12W	2700K	40°	350mA	3 X 1440 lm	86%
	A01- Ⓞ -33-21- W N	3 X 12W	3000K	40°	350mA	3 X 1500 lm	86%
	A01- Ⓞ -33-22- W N	3 X 12W	4000K	40°	350mA	3 X 1520 lm	86%

220 V~ | IP20 | CRI>90 | L90B10 >55.000h

MacAdam Step 2 | PHASE CUT* | INCL | FAST I CONNEC | X35°Y35° | 19°/40°



MORE INFO >>

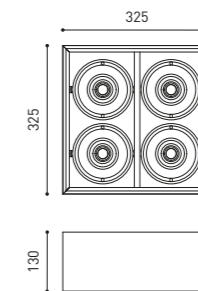
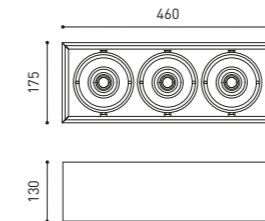
		P	CCT	Beam	I	Flux	LOR
ORBITAL Surface 4 LarK-111	A01- Ⓞ -41-10- W N	4 X 6,5W	2700K	19°	200mA	4 X 900 lm	92%
	A01- Ⓞ -41-11- W N	4 X 6,5W	3000K	19°	200mA	4 X 940 lm	92%
	A01- Ⓞ -41-12- W N	4 X 6,5W	4000K	19°	200mA	4 X 950 lm	92%
	A01- Ⓞ -41-20- W N	4 X 6,5W	2700K	40°	200mA	4 X 900 lm	86%
	A01- Ⓞ -41-21- W N	4 X 6,5W	3000K	40°	200mA	4 X 940 lm	86%
	A01- Ⓞ -41-22- W N	4 X 6,5W	4000K	40°	200mA	4 X 950 lm	86%
	A01- Ⓞ -43-10- W N	4 X 12W	2700K	19°	350mA	4 X 1440 lm	92%
	A01- Ⓞ -43-11- W N	4 X 12W	3000K	19°	350mA	4 X 1500 lm	92%
	A01- Ⓞ -43-12- W N	4 X 12W	4000K	19°	350mA	4 X 1520 lm	92%
	A01- Ⓞ -43-20- W N	4 X 12W	2700K	40°	350mA	4 X 1440 lm	86%
	A01- Ⓞ -43-21- W N	4 X 12W	3000K	40°	350mA	4 X 1500 lm	86%
	A01- Ⓞ -43-22- W N	4 X 12W	4000K	40°	350mA	4 X 1520 lm	86%

220 V~ | IP20 | CRI>90 | L90B10 >55.000h

MacAdam Step 2 | PHASE CUT* | INCL | FAST I CONNEC | X35°Y35° | 19°/40°

Ⓞ OPTIONS

- 1 LarK-111
- 2 LarK-111 Honeycomb**



LarK-111



LarK-111 Honeycomb**


COLOUR | W □ | N ■ | MATERIAL | AL | RAL ⓘ » 312

* OTHER DIM OPTIONS PLEASE CONSULT | ** AFFECTS THE LIGHTING PARAMETERS

VOLA



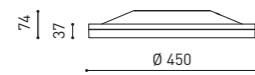
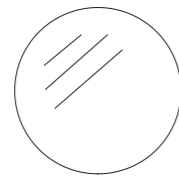
Extended Family
Vola Suspension_P.120



MORE INFO >>

		P	CCT	I	Flux	LOR
VOLTA	A441-00- Ⓞ -0- WT NT	19W	2700K	500mA	3080 lm	80%
	A441-00- Ⓞ -1- WT NT	19W	3000K	500mA	3160 lm	80%
	A441-00- Ⓞ -2- WT NT	19W	4000K	500mA	3320 lm	80%

220 V~ | IP65 | IK10 | CRI>90 | L80B10 >60.000h



Ⓞ *OPTIONS

1	No DIM
2	DIM DALI
3	DIM Push
5	DIM Phase Cut

OTHER DIM OPTIONS PLEASE CONSULT



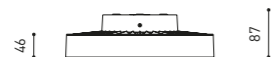
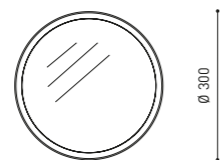
SKY



MORE INFO >>

		P	CCT	I	Flux	LOR
SKY 2	A195-02- Ⓞ -1- WT	15W	3000K	350mA	2450 lm	81%
	A195-02- Ⓞ -2- WT	15W	4000K	350mA	2500 lm	81%
SKY 3	A195-03- Ⓞ -1- WT	22W	3000K	500mA	3450 lm	81%
	A195-03- Ⓞ -2- WT	22W	4000K	500mA	3500 lm	81%
SKY 4	A195-04- Ⓞ -1- WT	31W	3000K	700mA	4700 lm	81%
	A195-04- Ⓞ -2- WT	31W	4000K	700mA	4775 lm	81%
SKY 5	A195-05- Ⓞ -1- WT	40W	3000K	900mA	5825 lm	81%
	A195-05- Ⓞ -2- WT	40W	4000K	900mA	5925 lm	81%

220 V~ | IP20 | CRI>90 | L80B10 >60.000h



Ⓞ *OPTIONS

1	No DIM
2	DIM Push
4	DIM DALI

OTHER DIM OPTIONS PLEASE CONSULT

COLOUR | WT □ | NT ■ | MATERIAL | AL | PC |

RAL ⓘ » 312

COLOUR | WT □ | MATERIAL | AL | PMMA |

Ⓞ » 288

DRUM



Extended Family
Drum Suspension_P.153



MORE INFO >>

		P	CCT	I	Flux	LOR
DRUM 90	A239-20- Ⓞ -1- WT NT	119W	3000K	700mA	16100 lm	87%
	A239-20- Ⓞ -2- WT NT	119W	4000K	700mA	16350 lm	87%

220 V~ | IP20 | CRI>90 | L80B10 >60.000h



MORE INFO >>

		P	CCT	I	Flux	LOR
DRUM 70	A239-10- Ⓞ -1- WT NT	59,5W	3000K	700mA	8050 lm	87%
	A239-10- Ⓞ -2- WT NT	59,5W	4000K	700mA	8175 lm	87%

220 V~ | IP20 | CRI>90 | L80B10 >60.000h

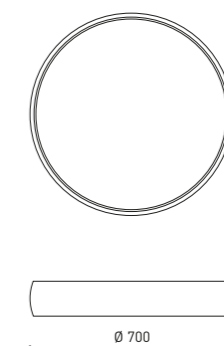



Ⓞ *OPTIONS

2	DIM DALI
3	DIM 1-10V

DRUM 90

DRUM 70



COLOUR | WT □ | NT ■ |

MATERIAL | AL | PMMA |

RAL ⓘ » 312

COLOURS MAY AFFECT THE LIGHTING PARAMETERS

Ⓞ » 288

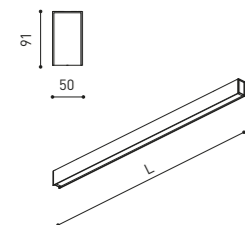
FIFTY + SURFACE



MORE INFO >>

Ⓞ	*OPTIONS
1	No DIM
2	DIM DALI
3	DIM Push

OTHER DIM OPTIONS PLEASE CONSULT



Extended Family
Fifty + Suspension_P.158
Fifty + Custom_P.261

		P	CCT	I	Flux	LOR	L
FIFTY + Surface 100	A445-01- Ⓞ -1- WT NT	15,4W	3000K	700mA	2280 lm	70%	1010mm
	A445-01- Ⓞ -2- WT NT	15,4W	4000K	700mA	2400 lm	70%	1010mm
FIFTY + Surface 150	A445-02- Ⓞ -1- WT NT	23,1W	3000K	700mA	3420 lm	70%	1510mm
	A445-02- Ⓞ -2- WT NT	23,1W	4000K	700mA	3600 lm	70%	1510mm
FIFTY + Surface 200	A445-03- Ⓞ -1- WT NT	30,8W	3000K	700mA	4560 lm	70%	2010mm
	A445-03- Ⓞ -2- WT NT	30,8W	4000K	700mA	4800 lm	70%	2010mm
FIFTY + Surface 300	A445-04- Ⓞ -1- WT NT	46,2W	3000K	700mA	6840 lm	70%	3010mm
	A445-04- Ⓞ -2- WT NT	46,2W	4000K	700mA	7200 lm	70%	3010mm
FIFTY + HO Surface 100	A445-11- Ⓞ -1- WT NT	23,6W	3000K	1050mA	3260 lm	70%	1010mm
	A445-11- Ⓞ -2- WT NT	23,6W	4000K	1050mA	3440 lm	70%	1010mm
FIFTY + HO Surface 150	A445-12- Ⓞ -1- WT NT	35,4W	3000K	1050mA	4890 lm	70%	1510mm
	A445-12- Ⓞ -2- WT NT	35,4W	4000K	1050mA	5160 lm	70%	1510mm
FIFTY + HO Surface 200	A445-13- Ⓞ -1- WT NT	47,2W	3000K	1050mA	6520 lm	70%	2010mm
	A445-13- Ⓞ -2- WT NT	47,2W	4000K	1050mA	6880 lm	70%	2010mm
FIFTY + HO Surface 300	A445-14- Ⓞ -1- WT NT	70,8W	3000K	1050mA	9780 lm	70%	3010mm
	A445-14- Ⓞ -2- WT NT	70,8W	4000K	1050mA	10320 lm	70%	3010mm

220 V~ | 240 | IP20 | CRI>90 | L80B10 >60.000h

MacAdam Step 2 | OPTIONS* | INCL I DIFFUSER | INCL | 104°

		P	CCT	I	Flux	LOR	L
FIFTY + UGR Surface 100	A445-21- Ⓞ -1- WT NT	15,4W	3000K	700mA	2280 lm	47%	1010mm
	A445-21- Ⓞ -2- WT NT	15,4W	4000K	700mA	2400 lm	47%	1010mm
FIFTY + UGR Surface 150	A445-22- Ⓞ -1- WT NT	23,1W	3000K	700mA	3420 lm	47%	1510mm
	A445-22- Ⓞ -2- WT NT	23,1W	4000K	700mA	3600 lm	47%	1510mm
FIFTY + UGR Surface 200	A445-23- Ⓞ -1- WT NT	30,8W	3000K	700mA	4560 lm	47%	2010mm
	A445-23- Ⓞ -2- WT NT	30,8W	4000K	700mA	4800 lm	47%	2010mm
FIFTY + UGR Surface 300	A445-24- Ⓞ -1- WT NT	46,2W	3000K	700mA	6840 lm	47%	3010mm
	A445-24- Ⓞ -2- WT NT	46,2W	4000K	700mA	7200 lm	47%	3010mm
FIFTY + UGR HO Surface 100	A445-31- Ⓞ -1- WT NT	23,6W	3000K	1050mA	3260 lm	47%	1010mm
	A445-31- Ⓞ -2- WT NT	23,6W	4000K	1050mA	3440 lm	47%	1010mm
FIFTY + UGR HO Surface 150	A445-32- Ⓞ -1- WT NT	35,4W	3000K	1050mA	4890 lm	47%	1510mm
	A445-32- Ⓞ -2- WT NT	35,4W	4000K	1050mA	5160 lm	47%	1510mm
FIFTY + UGR HO Surface 200	A445-33- Ⓞ -1- WT NT	47,2W	3000K	1050mA	6520 lm	47%	2010mm
	A445-33- Ⓞ -2- WT NT	47,2W	4000K	1050mA	6880 lm	47%	2010mm
FIFTY + UGR HO Surface 300	A445-34- Ⓞ -1- WT NT	70,8W	3000K	1050mA	9780 lm	47%	3010mm
	A445-34- Ⓞ -2- WT NT	70,8W	4000K	1050mA	10320 lm	47%	3010mm

220 V~ | 240 | IP20 | CRI>90 | L80B10 >60.000h

MacAdam Step 2 | OPTIONS* | INCL I UGR DIFFUSER | INCL | UGR <19 | 62°

COLOUR | WT □ | NT ■ | MATERIAL | AL | PC | RAL ⓘ » 312

Ⓞ & ⓘ » 288

FLIP SURFACE



MORE INFO >>



Extended Family
Magnetic 24V Flip_P.91
Flip Recessed_P.96
Flip 48V_P.206

		CCT	Beam	LOR
FLIP Surface	A490-00-10- NT WT NTMG	2700K	18°	89%
	A490-00-11- NT WT NTMG	3000K	18°	89%
	A490-00-12- NT WT NTMG	4000K	18°	89%
	A490-00-20- NT WT NTMG WTW	2700K	40°	84%
	A490-00-21- NT WT NTMG WTW	3000K	40°	84%
	A490-00-22- NT WT NTMG WTW	4000K	40°	84%

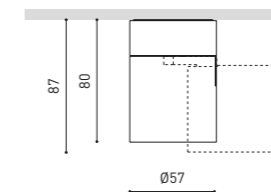
IP20 | CRI>90 | L80B10 >60.000h

MacAdam Step 2 | EXCL | 350° | 90° | 18° / 40°

*DRIVER OPTIONS	P	I	CCT	Flux
NO DIM 1 to 3 Flip Surface	6W	500mA	2700K	640 lm
			3000K	670 lm
			4000K	720 lm
DALI 1 to 3 Flip Surface	6W	500mA	2700K	640 lm
			3000K	670 lm
			4000K	720 lm
DALI Push 1 to 5 Flip Surface	6W	500mA	2700K	640 lm
			3000K	670 lm
			4000K	720 lm

220 V~ | 240 | DRIVER MUST BE PLACED ON REMOTE DIM PHASE CUT & OTHER DIM OPTIONS PLEASE CONSULT ⓘ » 282


FINISHING**	Body	Lampshade
NT	NT ■	N ■
WT	WT □	N ■
NTMG	NT ■	MG ■
WTW	WT □	W □



COLOUR | NT ■ | WT □ | NTMG ■ | WTW □ | MATERIAL | AL | ABS+PC | RAL ⓘ » 312

** OTHER FINISHING COMBINATIONS PLEASE CONSULT "THE INVISIBLE BLACK" IS ONLY AVAILABLE FOR WT, NT & NTMG COLOURS ⓘ & ⓘ » 288

FIT SURFACE



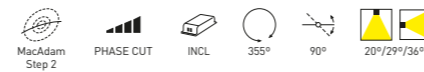
MORE INFO >>



MORE INFO >>

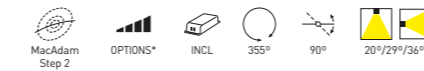
		P	CCT	Beam	I	Flux	LOR
FIT 35 Surface	A345-35-10- WT NT G	5,5W	2700K	20°	500mA	620 lm	85%
	A345-35-11- WT NT G	5,5W	3000K	20°	500mA	660 lm	85%
	A345-35-12- WT NT G	5,5W	4000K	20°	500mA	710 lm	85%
	A345-35-20- WT NT G	5,5W	2700K	29°	500mA	620 lm	84%
	A345-35-21- WT NT G	5,5W	3000K	29°	500mA	660 lm	84%
	A345-35-22- WT NT G	5,5W	4000K	29°	500mA	710 lm	84%
	A345-35-30- WT NT G	5,5W	2700K	36°	500mA	620 lm	85%
	A345-35-31- WT NT G	5,5W	3000K	36°	500mA	660 lm	85%
	A345-35-32- WT NT G	5,5W	4000K	36°	500mA	710 lm	85%

220 V~ | IP20 | CRI>90 | L90B10 >108.000h



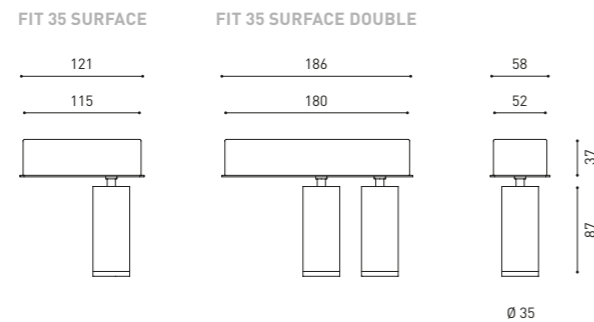
		P	CCT	Beam	I	Flux	LOR
FIT 35 Surface Double	A345-4- -10- WT NT G	11W	2700K	20°	500mA	2 x 620 lm	85%
	A345-4- -11- WT NT G	11W	3000K	20°	500mA	2 x 660 lm	85%
	A345-4- -12- WT NT G	11W	4000K	20°	500mA	2 x 710 lm	85%
	A345-4- -20- WT NT G	11W	2700K	29°	500mA	2 x 620 lm	84%
	A345-4- -21- WT NT G	11W	3000K	29°	500mA	2 x 660 lm	84%
	A345-4- -22- WT NT G	11W	4000K	29°	500mA	2 x 710 lm	84%
	A345-4- -30- WT NT G	11W	2700K	36°	500mA	2 x 620 lm	85%
	A345-4- -31- WT NT G	11W	3000K	36°	500mA	2 x 660 lm	85%
	A345-4- -32- WT NT G	11W	4000K	36°	500mA	2 x 710 lm	85%

220 V~ | IP20 | CRI>90 | L90B10 >108.000h




Ⓞ	*OPTIONS	FINISHING	Lamp	Base	OPTIONAL ACCESSORY
1	No DIM	WT	WT □ WT □		FIT 35 Anti-glare Honeycomb Louver
2	DIM DALI	NT	NT ■ NT ■		A345-00-00
5	DIM Phase Cut	G	G ■ NT ■		NOT SOLD SEPARATELY AFFECTS THE LIGHTING PARAMETERS


OTHER DIM OPTIONS PLEASE CONSULT



COLOUR | WT □ | NT ■ | G ■ | MATERIAL | AL | PC | RAL ⓘ » 312



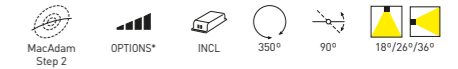
MORE INFO >>



MORE INFO >>

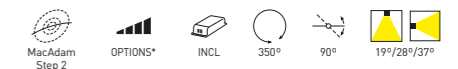
		P	CCT	Beam	I	Flux	LOR
FIT 65 Surface	A471-0- -11- WT NT	10,3W	3000K	18°	300mA	1300 lm	90%
	A471-0- -12- WT NT	10,3W	4000K	18°	300mA	1320 lm	90%
	A471-0- -21- WT NT	10,3W	3000K	26°	300mA	1300 lm	88%
	A471-0- -22- WT NT	10,3W	4000K	26°	300mA	1320 lm	88%
	A471-0- -31- WT NT	10,3W	3000K	36°	300mA	1300 lm	84%
	A471-0- -32- WT NT	10,3W	4000K	36°	300mA	1320 lm	84%

220 V~ | IP20 | CRI>90 | L90B10 >55.000h



		P	CCT	Beam	I	Flux	LOR
FIT 80 Surface	A472-0- -11- WT NT	19W	3000K	19°	550mA	2500 lm	90%
	A472-0- -12- WT NT	19W	4000K	19°	550mA	2540 lm	90%
	A472-0- -21- WT NT	19W	3000K	28°	550mA	2500 lm	84%
	A472-0- -22- WT NT	19W	4000K	28°	550mA	2540 lm	84%
	A472-0- -31- WT NT	19W	3000K	37°	550mA	2500 lm	85%
	A472-0- -32- WT NT	19W	4000K	37°	550mA	2540 lm	85%

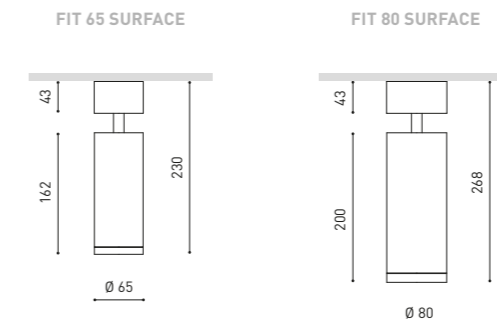

220 V~ | IP20 | CRI>90 | L90B10 >55.000h



Ⓞ	*OPTIONS	OPTIONAL ACCESSORIES
1	No DIM	FIT 65 Anti-glare Honeycomb Louver A356-00-00
2	DIM DALI	FIT 80 Anti-glare Honeycomb Louver A357-00-00

OTHER DIM OPTIONS PLEASE CONSULT

NOT SOLD SEPARATELY | AFFECTS THE LIGHTING PARAMETERS



COLOUR | WT □ | NT ■ | MATERIAL | AL | PC | RAL ⓘ » 312

» 288

iO SURFACE



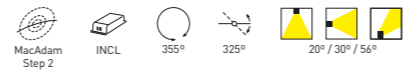
MORE INFO >>

Magnetic 24V iO Micro_P.93
iO Micro 24V_P.183

Extended Family
iO 48V_P.202
iO_P.220

				P	CCT	Beam	I	Flux	LOR
iO Surface	A263-00-10-	WT NT		4,5W	2700K	20°	500mA	485 lm	92%
	A263-00-11-	WT NT		4,5W	3000K	20°	500mA	505 lm	92%
	A263-00-12-	WT NT		4,5W	4000K	20°	500mA	520 lm	92%
	A263-00-20-	WT NT		4,5W	2700K	30°	500mA	485 lm	89%
	A263-00-21-	WT NT		4,5W	3000K	30°	500mA	505 lm	89%
	A263-00-22-	WT NT		4,5W	4000K	30°	500mA	520 lm	89%
	A263-00-30-	WT NT		4,5W	2700K	56°	500mA	485 lm	86%
	A263-00-31-	WT NT		4,5W	3000K	56°	500mA	505 lm	86%
A263-00-32-	WT NT		4,5W	4000K	56°	500mA	520 lm	86%	

220 V~ | IP20 | CRI>90 | L90B10 >55.000h



OPTIONAL ACCESSORIES

NOT SOLD SEPARATELY | AFFECTS THE LIGHTING PARAMETERS

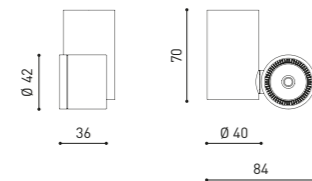
iO Beam Mixer Diffuser 0805-01-00



iO Anti-glare Honeycomb Louver 0806-00-00 | WT | NT |



iO High Chromatic LED ⓘ » 281



COLOUR | WT □ | NT ■ |

MATERIAL | AL | PC |

RAL ⓘ » 312

ZEN TUBE SURFACE



MORE INFO >>

Extended Family
Zen Tube 48V_P.203
Zen Tube_P.230

				P	CCT	I	Flux	LOR
ZEN TUBE Surface 1	A284-11- Ⓞ -1-	WT NT		12W	3000K	350mA	1640 lm	90%
	A284-11- Ⓞ -2-	WT NT		12W	4000K	350mA	1670 lm	90%
ZEN TUBE Surface 2	A284-12- Ⓞ -1-	WT NT		17W	3000K	500mA	2220 lm	90%
	A284-12- Ⓞ -2-	WT NT		17W	4000K	500mA	2250 lm	90%
ZEN TUBE Surface 3	A284-13- Ⓞ -1-	WT NT		23W	3000K	700mA	3190 lm	90%
	A284-13- Ⓞ -2-	WT NT		23W	4000K	700mA	3240 lm	90%

220 V~ | IP20 | CRI>90 | L90B10 >55.000h



Ⓞ BEAM OPTIONS

1	16°
2	24°
3	42°

OPTIONAL ACCESSORIES

NOT SOLD SEPARATELY | AFFECTS THE LIGHTING PARAMETERS

ZEN Anti-Glare Honeycomb Louver 0702-02-00



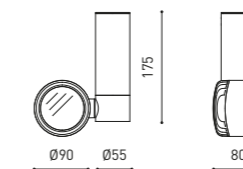
ZEN Elliptical Refractor 0700-08-00



ZEN Beam Mixer Diffuser 0805-02-00



ZEN High Chromatic LED ⓘ » 281




COLOUR | WT □ | NT ■ |

MATERIAL | AL | GL-TRANS |


RAL ⓘ » 312

OTHER CCT PLEASE CONSULT | DIM OPTIONS PLEASE CONSULT



ALASKA_130
LOOP_132
BLACK FOSTER SUSPENSION_133
ART_134
STICK_142
HOLLY_143
SPIN_144
DUNE_146
PIPE_148
SCOPE_149
SALT_150
VOLA SUSPENSION_152
DRUM SUSPENSION_153
LINE SUSPENSION_154
SLIMGOT_157
FIFTY+ SUSPENSION_158

ALASKA



MORE INFO >>

		P	CCT	I	Flux	LOR
ALASKA	A425- -0-10- N BG	4,5W	2700K	500mA	475 lm	30%
	A425- -0-11- N BG	4,5W	3000K	500mA	500 lm	30%
	A425- -0-20- N BG	4,5W	2700K	500mA	475 lm	30%
	A425- -0-21- N BG	4,5W	3000K	500mA	500 lm	30%

220 V~ | IP20 | CRI>90 | L90B10 >55.000h

* OTHER DIM OPTIONS PLEASE CONSULT



CORD LENGTH - L

0	2 m
2	5 m

OTHER LENGTH PLEASE CONSULT

FINISHING*

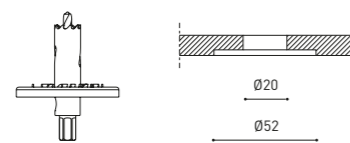
	Lamp	Base
N	N NT	
BG	BG NT	

BASE NOT USED WITH WIRE TRIMLESS INSTALLATION.

OPTIONAL ACCESSORIES

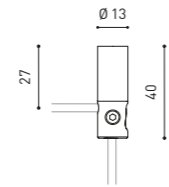
TRIMLESS TOOL D20 X D52mm

A478-00-01



CORD Accessory

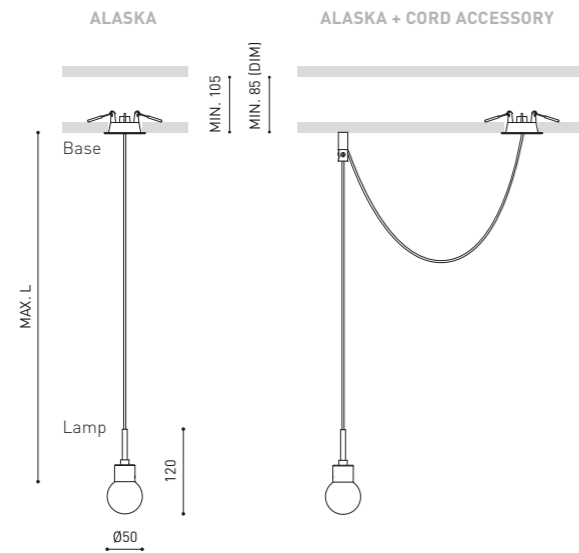
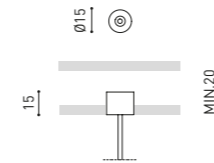
0223-00-00- | N |




WIRE TRIMLESS Accessory

Coaxial Trimless

A023-00-03- | W | N |



COAXIAL TRIMLESS



COLOUR | N | NT | BG | W | MATERIAL | AL | OPTICAL GLASS |


RAL » 312

OTHER CCT PLEASE CONSULT | * OTHER FINISHING COMBINATIONS PLEASE CONSULT

» 288



Extended Family
Alaska Trimless_P.60
Alaska 24V_P.181
Alaska Fancy Shape_P.238



MORE INFO >>

		P	CCT	I	Flux	LOR
ALASKA Big	A455- -0- -0- N BG	8,4W	2700K	500mA	1040 lm	37%
	A455- -0- -1- N BG	8,4W	3000K	500mA	1100 lm	37%

220 V~ | IP20 | CRI>90 | L90B10 >60.000h



		P	CCT	I	Flux	LOR
ALASKA Big Wire Trimless	A455- -1- -0- N BG	8,4W	2700K	500mA	1040 lm	37%
	A455- -1- -1- N BG	8,4W	3000K	500mA	1100 lm	37%

220 V~ | IP20 | CRI>90 | L90B10 >60.000h



CORD LENGTH - L

0	2 m
1	3 m
2	5 m

OPTIONS*

2	DIM DALI
5	DIM Phase Cut

OTHER DIM OPTIONS PLEASE CONSULT

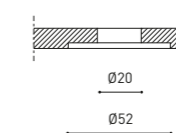
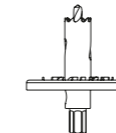
FINISHING**

	Lamp	Base
N	N NT	
BG	BG NT	

OPTIONAL ACCESSORIES

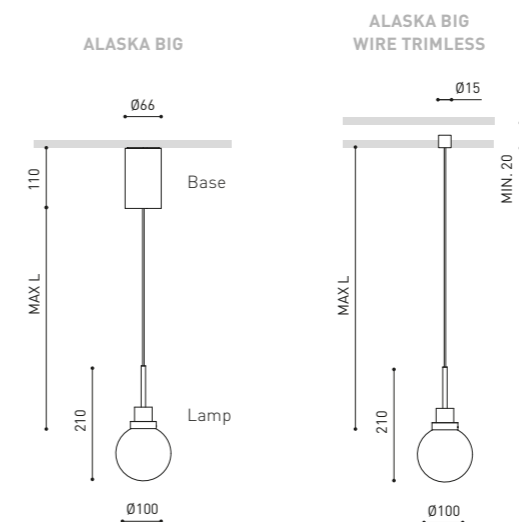
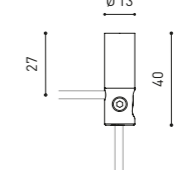
TRIMLESS TOOL D20 X D52mm

A478-00-01




CORD Accessory

0223-00-00- | N |



COAXIAL WIRE TRIMLESS



COLOUR | N | BG | NT | MATERIAL | AL | OPTICAL GLASS |

RAL » 312

OTHER CCT PLEASE CONSULT | ** OTHER FINISHING COMBINATIONS PLEASE CONSULT



MORE INFO >>

*OPTIONS	
1	No DIM
2	DIM DALI
3	DIM Push

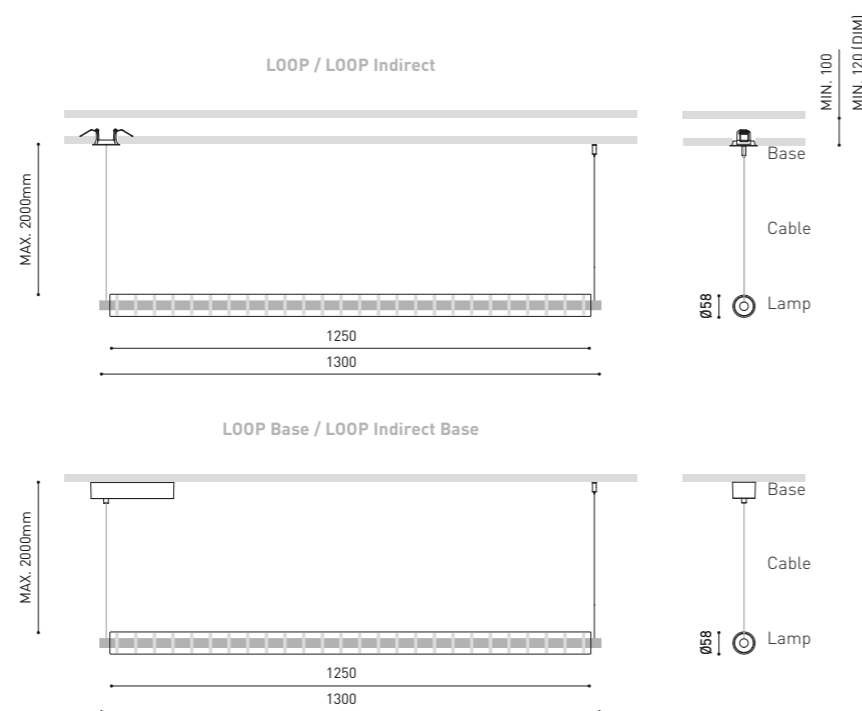
DIM PHASE CUT & OTHER DIM OPTIONS PLEASE CONSULT

FINISHING **		
Lamp	Cable	Base
N ■	N ■	NT ■
BG ■	N ■	NT ■

		P	CCT	I	Flux	LOR
LOOP	A473-10- 0-0- N BG	26,5W	2700K	700mA	2800 lm	38%
	A473-10- 0-1- N BG	26,5W	3000K	700mA	3060 lm	38%
LOOP Base	A473-20- 0-0- N BG	26,5W	2700K	700mA	2800 lm	38%
	A473-20- 0-1- N BG	26,5W	3000K	700mA	3060 lm	38%
LOOP Indirect	A474-10- 0-0- N BG	26,5W	2700K	700mA	2800 lm	38%
	A474-10- 0-1- N BG	26,5W	3000K	700mA	3060 lm	38%
LOOP Indirect Base	A474-20- 0-0- N BG	26,5W	2700K	700mA	2800 lm	38%
	A474-20- 0-1- N BG	26,5W	3000K	700mA	3060 lm	38%

220 V- | IP20 | CRI>90 | L90B10 >102.000h

MacAdam Step 3 INCL OPTIONS* Ø62 110°



COLOUR | N ■ | NT ■ | BG ■ | MATERIAL | OPTICAL GLASS | OPTICAL PMMA | AL | ABS+PC |

** OTHER FINISHING COMBINATIONS PLEASE CONSULT

» 288



MORE INFO >>


	BEAM	LOR
0	38°	92%
1	19°	90%

*OPTIONS	
1	No DIM
2	DIM DALI
3	DIM Push
5	DIM On Board


FINISHING**	Exterior	Lampshade
NT	NT ■ N ■	N ■
WT	WT □ N ■	N ■
WTMG	WT □ MG ■	MG ■
NTMG	NT ■ MG ■	MG ■

**Interior always NT.


MAINS TRIMLESS



MAINS THICK TRIMLESS



STEEL CABLE TRIMLESS



	P	CCT	I	Flux	
BLACK FOSTER Suspension 1200	A321-1- 0-0- WT NT WTMG NTMG	21W	2700K	700mA	1900 lm
	A321-1- 0-1- WT NT WTMG NTMG	21W	3000K	700mA	2100 lm
	A321-1- 0-2- WT NT WTMG NTMG	21W	4000K	700mA	2500 lm
BLACK FOSTER Suspension 1600	A321-2- 0-0- WT NT WTMG NTMG	31,5W	2700K	700mA	2850 lm
	A321-2- 0-1- WT NT WTMG NTMG	31,5W	3000K	700mA	3150 lm
	A321-2- 0-2- WT NT WTMG NTMG	31,5W	4000K	700mA	3750 lm

220 V- | IP20 | CRI>90 | L90B10 >102.000h

MacAdam Step 3 INCL OPTIONS* 2 m FAST UGR <19 38° / 19°

OPTIONAL ACCESSORIES

WIRE TRIMLESS Accessories

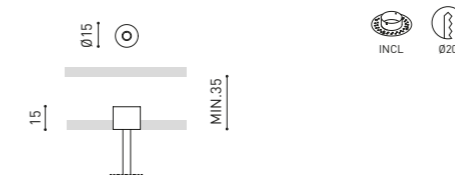
FEED

Mains Trimless

A023-00-01- | W | N | NO DIM On Board

Mains Thick Trimless

A023-00-02- | W | N | DALI Push



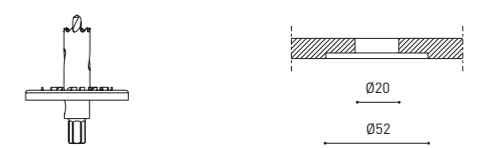
FASTENING

Steel Cable Trimless

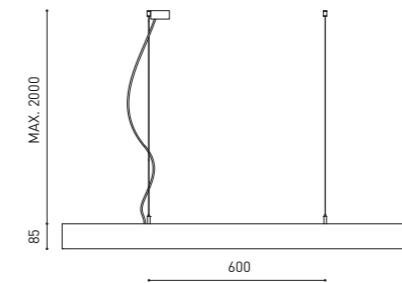
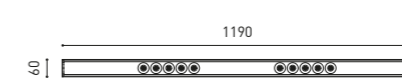
A023-00-05- | W | N | 2 Pcs. needed




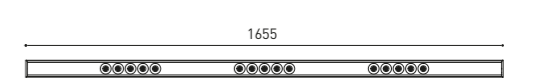
TRIMLESS TOOL D20 X D52mm A478-00-01



BLACK FOSTER SUSPENSION 1200




BLACK FOSTER SUSPENSION 1600



COLOUR | WT □ | NT ■ | WTMG ■ | NTMG ■ | W □ | N ■ | MATERIAL | AL | ABS+PC | RAL ⓘ » 312

TO ACHIEVE A HOMOGENEOUS LIGHT DISTRIBUTION, A DISTANCE OF 80 CM BETWEEN THE LUMINAIRE AND THE WORK SURFACE IS RECOMMENDED.

» 288




MORE INFO >>

		P	CCT	I	Flux	LOR
ART	A342-00-10- WT NT BC BG	6,3W	2700K	700mA	570 lm	92%
	A342-00-11- WT NT BC BG	6,3W	3000K	700mA	630 lm	92%
	A342-00-20- WT NT BC BG	6,3W	2700K	700mA	570 lm	92%
	A342-00-21- WT NT BC BG	6,3W	3000K	700mA	630 lm	92%

220 V~ | IP20 | CRI>90 | L90B10 >102.000h

* DIM PHASE CUT & OTHER DIM OPTIONS PLEASE CONSULT



MORE INFO >>

		P	CCT	I	Flux	LOR
ART Direct & Indirect	A343-00-10- WT NT BC BG	6,3W	2700K	700mA	570 lm	92%
	A343-00-11- WT NT BC BG	6,3W	3000K	700mA	630 lm	92%
	A343-00-20- WT NT BC BG	6,3W	2700K	700mA	570 lm	92%
	A343-00-21- WT NT BC BG	6,3W	3000K	700mA	630 lm	92%

220 V~ | IP20 | CRI>90 | L90B10 >102.000h

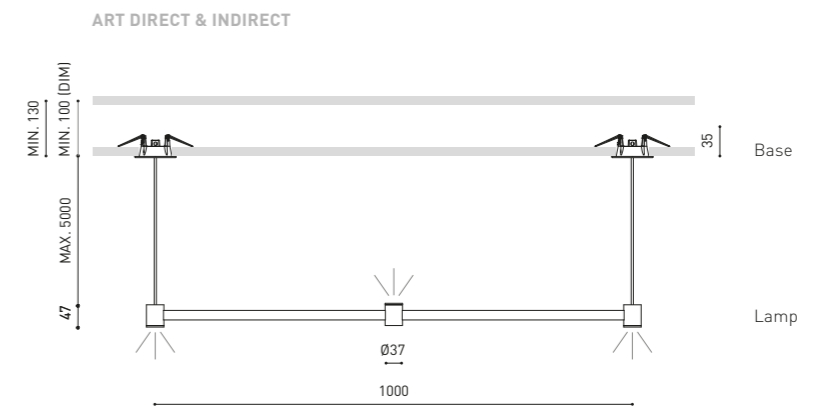
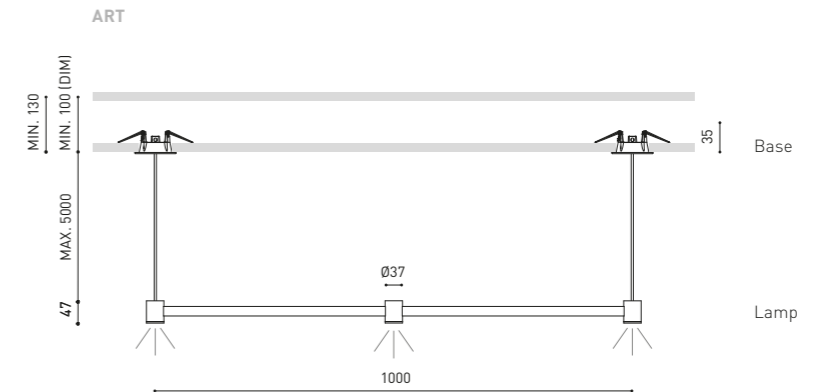
* DIM PHASE CUT & OTHER DIM OPTIONS PLEASE CONSULT



COLOUR | WT □ | NT ■ | BC ■ | BG ■ | W □ | N ■ | MATERIAL | BR | ABS +PC | RAL ⓘ » 312

OTHER CCT PLEASE CONSULT

» 288



FINISHING**	Lamp	Base
WT	WT □	WT □
NT	NT ■	NT ■
BC	BC ■	WT □
BG	BG ■	WT □

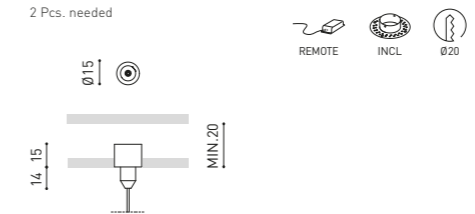
BASE NOT USED WITH WIRE TRIMLESS INSTALLATION.

OPTIONAL ACCESSORIES

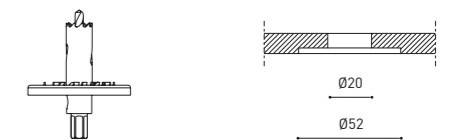
WIRE TRIMLESS Accessory

Unipolar Trimless A023-00-04- | W | N |

2 Pcs. needed



TRIMLESS TOOL D20 X D52mm A478-00-01





COLOUR | WT □ | NT ■ | BC ■ | BG ■ | W □ | N ■ | MATERIAL | BR | ABS +PC | RAL ⓘ » 312

** OTHER FINISHING COMBINATIONS PLEASE CONSULT

» 288

UNIPOLAR TRIMLESS





		P	CCT	I	Flux	LOR
ART Modular 3	WT NT BC BG	6,3W	2700K	700mA	570 lm	92%
	WT NT BC BG	6,3W	3000K	700mA	630 lm	92%
	WT NT BC BG	6,3W	2700K	700mA	570 lm	92%
ART Modular 4	WT NT BC BG	8,4W	2700K	700mA	760 lm	92%
	WT NT BC BG	8,4W	3000K	700mA	840 lm	92%
	WT NT BC BG	8,4W	2700K	700mA	760 lm	92%
ART Modular 5	WT NT BC BG	10,5W	2700K	700mA	950 lm	92%
	WT NT BC BG	10,5W	3000K	700mA	1050 lm	92%
	WT NT BC BG	10,5W	2700K	700mA	950 lm	92%

220 V~ | IP20 | CRI>90 | L90B10 > 102.000h

* DIM PHASE CUT & OTHER DIM OPTIONS PLEASE CONSULT



OPTIONAL ACCESSORIES

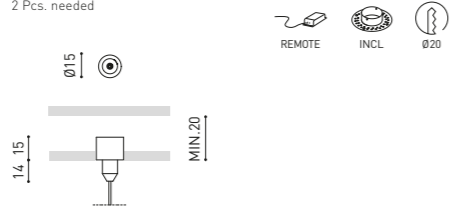
FINISHING**	Lamp	Base
WT	WT	WT
NT	NT	NT
BC	BC	WT
BG	BG	WT

BASE NOT USED WITH WIRE TRIMLESS INSTALLATION.

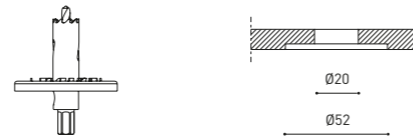
WIRE TRIMLESS Accessory

Unipolar Trimless A023-00-04- | W | N |


2 Pcs. needed



TRIMLESS TOOL D20 X D52mm A478-00-01



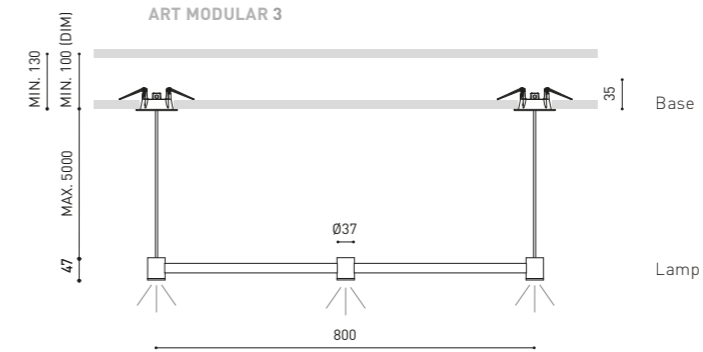
UNIPOLAR TRIMLESS



COLOUR | WT | NT | BC | BG | W | N | MATERIAL | BR | ABS+PC | RAL » 312

OTHER CCT PLEASE CONSULT | ** OTHER FINISHING COMBINATIONS PLEASE CONSULT

» 288



Direct & Indirect Option



ATENCIÓN

Art Modular '3' tiene una longitud de 800 mm. Las versiones preexistentes de Art miden 1000 mm de largo.

REMEMINDER

Art Modular '3' has a length of 800mm. The standard Art versions are 1000 mm long.

ATTENTION

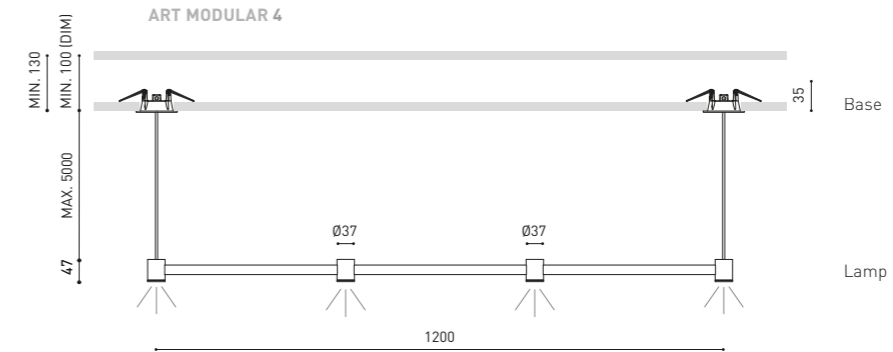
Art Modular '3' a une longueur de 800 mm. Les versions préexistantes de l'Art mesurent 1000 mm de long.

ATTENZIONE

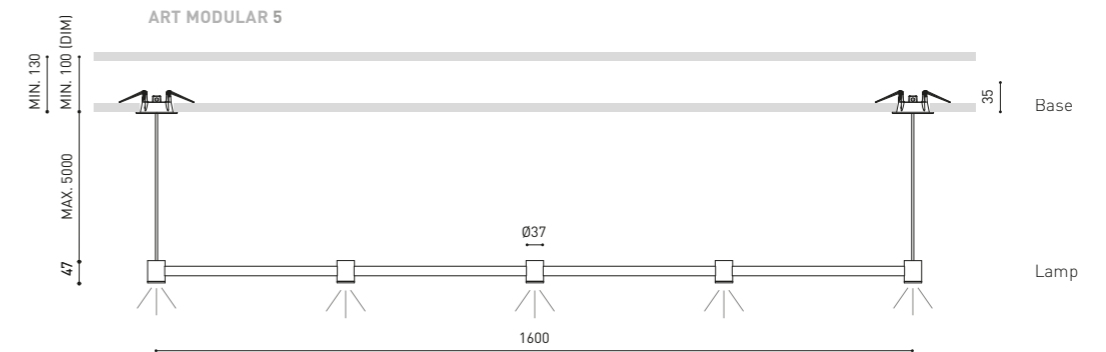
Art Modular '3' ha una lunghezza di 800mm. Le versioni precedenti dell'Art misurano 1000mm.

ACHTUNG

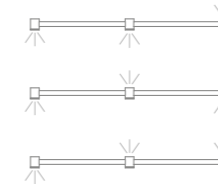
Art Modular '3' hat eine Länge von 800 mm. Die vorhandenen Versionen von Art sind 1000 mm lang.




Direct & Indirect Option



Direct & Indirect Options






MORE INFO >>

		P	CCT	I	Flux	LOR
ART Base	A342-10-10- ○ ⊙	6,3W	2700K	700mA	570 lm	92%
	A342-10-11- ○ ⊙	6,3W	3000K	700mA	630 lm	92%
	A342-10-20- ○ ⊙	6,3W	2700K	700mA	570 lm	92%
	A342-10-21- ○ ⊙	6,3W	3000K	700mA	630 lm	92%

220 V~ | IP20 | CRI>90 | L90B10 >102.000h

* OTHER DIM OPTIONS PLEASE CONSULT



MORE INFO >>

		P	CCT	I	Flux	LOR
ART Base Direct & Indirect	A343-10-10- ○ ⊙	6,3W	2700K	700mA	570 lm	92%
	A343-10-11- ○ ⊙	6,3W	3000K	700mA	630 lm	92%
	A343-10-20- ○ ⊙	6,3W	2700K	700mA	570 lm	92%
	A343-10-21- ○ ⊙	6,3W	3000K	700mA	630 lm	92%

220 V~ | IP20 | CRI>90 | L90B10 >102.000h

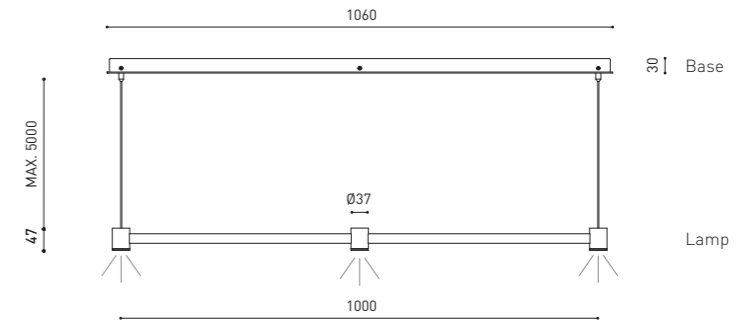
* OTHER DIM OPTIONS PLEASE CONSULT



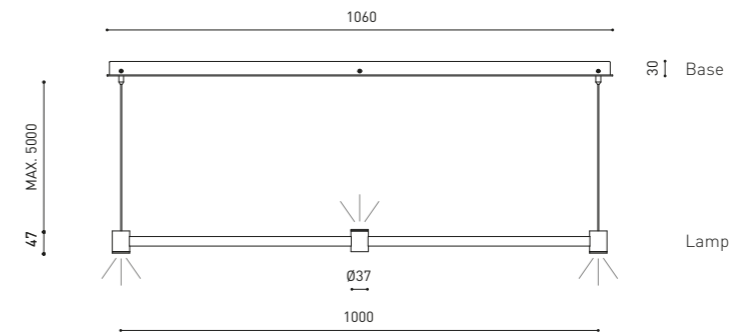
COLOUR | WT □ | NT ■ | BC ■ | BG ■ | MATERIAL | AL | BR | ABS+PC | RAL ⓘ » 312

OTHER CCT PLEASE CONSULT

ART BASE



ART BASE DIRECT & INDIRECT



○ LAMP FINISHING**


WT	□
NT	■
BC	■
BG	■

⊙ BASE FINISHING**

WT	□
NT	■

COLOUR | WT □ | NT ■ | BC ■ | BG ■ | MATERIAL | AL | BR | ABS+PC | RAL ⓘ » 312

** OTHER FINISHING COMBINATIONS PLEASE CONSULT



		P	CCT	I	Flux	LOR
ART Modular 3 Base	○ ○ ○	6,3W	2700K	700mA	570 lm	92%
	○ ○ ○	6,3W	3000K	700mA	630 lm	92%
	▬ ○ ○ ○	6,3W	2700K	700mA	570 lm	92%
	DALI* ○ ○ ○	6,3W	3000K	700mA	630 lm	92%
ART Modular 4 Base	○ ○ ○ ○	8,4W	2700K	700mA	760 lm	92%
	○ ○ ○ ○	8,4W	3000K	700mA	840 lm	92%
	▬ ○ ○ ○ ○	8,4W	2700K	700mA	760 lm	92%
	DALI* ○ ○ ○ ○	8,4W	3000K	700mA	840 lm	92%
ART Modular 5 Base	○ ○ ○ ○ ○	10,5W	2700K	700mA	950 lm	92%
	○ ○ ○ ○ ○	10,5W	3000K	700mA	1050 lm	92%
	▬ ○ ○ ○ ○ ○	10,5W	2700K	700mA	950 lm	92%
	DALI* ○ ○ ○ ○ ○	10,5W	3000K	700mA	1050 lm	92%

220 V~ | 240 V~ | IP20 | CRI>90 | L90B10 >102.000h



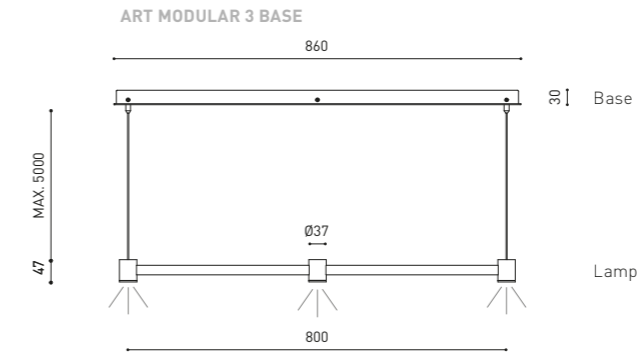
* OTHER DIM OPTIONS PLEASE CONSULT

○ LAMP FINISHING**	
WT	□
NT	■
BC	■
BG	■

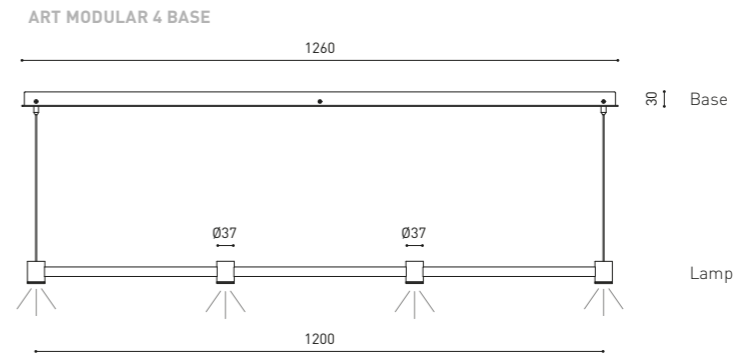
○ BASE FINISHING**	
WT	□
NT	■

COLOUR | WT □ | NT ■ | BC ■ | BG ■ | MATERIAL | AL | BR | ABS+PC | RAL ⓘ » 312

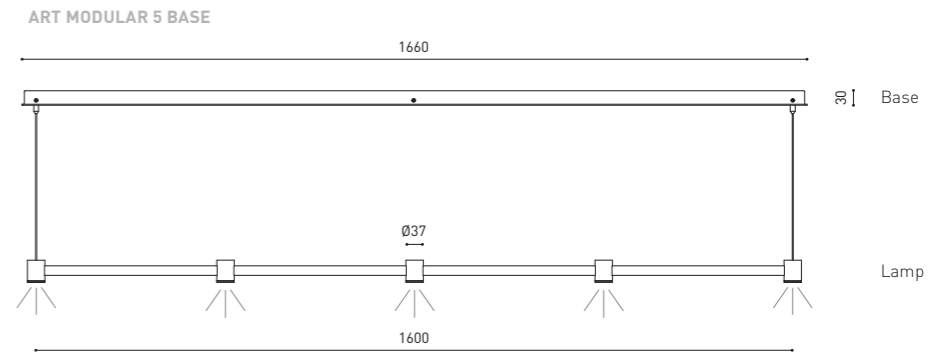
OTHER CCT PLEASE CONSULT | ** OTHER FINISHING COMBINATIONS PLEASE CONSULT



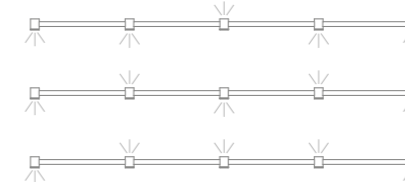
Direct & Indirect Option



Direct & Indirect Option



Direct & Indirect Options



ATENCIÓN
Art Modular '3' tiene una longitud de 800 mm. Las versiones preexistentes de Art miden 1000 mm de largo.

REMINDER
Art Modular '3' has a length of 800mm. The standard Art versions are 1000 mm long.

ATTENTION
Art Modular '3' a une longueur de 800 mm. Les versions préexistantes de l'ART mesurent 1000 mm de long.

ATTENZIONE
Art Modular 3 ha una lunghezza di 800mm. Le versioni precedenti dell'Art misurano 1000mm.

ACHTUNG
Art Modular '3' hat eine Länge von 800 mm. Die vorhandenen Versionen von Art sind 1000 mm lang.

STICK

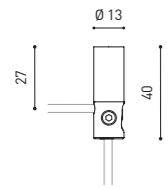


MORE INFO >>

OPTIONAL ACCESSORIES

CORD Accessory

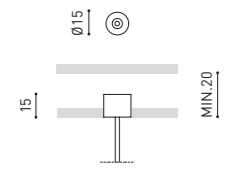
0223-00-00- | N |



WIRE TRIMLESS Accessory

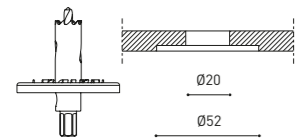
Coaxial Trimless

A023-00-03- | W | N |




TRIMLESS TOOL D20 X D52mm

A478-00-01



COAXIAL TRIMLESS



Extended Family
Stick 22 24V_P.185
Stick 48V_P.214
Stick Fancy Shape_P.237

		P	CCT	Beam	I	Flux	LOR
STICK	A40- ○ - ○ - ○ -10- WT NT MG	5,6W	2700K	18°	500mA	530 lm	84%
	A40- ○ - ○ - ○ -11- WT NT MG	5,6W	3000K	18°	500mA	570 lm	84%
	A40- ○ - ○ - ○ -20- WT NT MG	5,6W	2700K	31°	500mA	530 lm	82%
	A40- ○ - ○ - ○ -21- WT NT MG	5,6W	3000K	31°	500mA	570 lm	82%
	A40- ○ - ○ - ○ -30- WT NT MG	5,6W	2700K	42°	500mA	530 lm	84%
	A40- ○ - ○ - ○ -31- WT NT MG	5,6W	3000K	42°	500mA	570 lm	84%

220 V~ | IP20 | CRI>90 | L90B10 >108.000h



		P	CCT	Beam	I	Flux	LOR
STICK Base	A50- ○ - ○ - ○ -10- WT NT MG	5,6W	2700K	18°	500mA	530 lm	84%
	A50- ○ - ○ - ○ -11- WT NT MG	5,6W	3000K	18°	500mA	570 lm	84%
	A50- ○ - ○ - ○ -20- WT NT MG	5,6W	2700K	31°	500mA	530 lm	82%
	A50- ○ - ○ - ○ -21- WT NT MG	5,6W	3000K	31°	500mA	570 lm	82%
	A50- ○ - ○ - ○ -30- WT NT MG	5,6W	2700K	42°	500mA	530 lm	84%
	A50- ○ - ○ - ○ -31- WT NT MG	5,6W	3000K	42°	500mA	570 lm	84%

220 V~ | IP20 | CRI>90 | L90B10 >108.000h

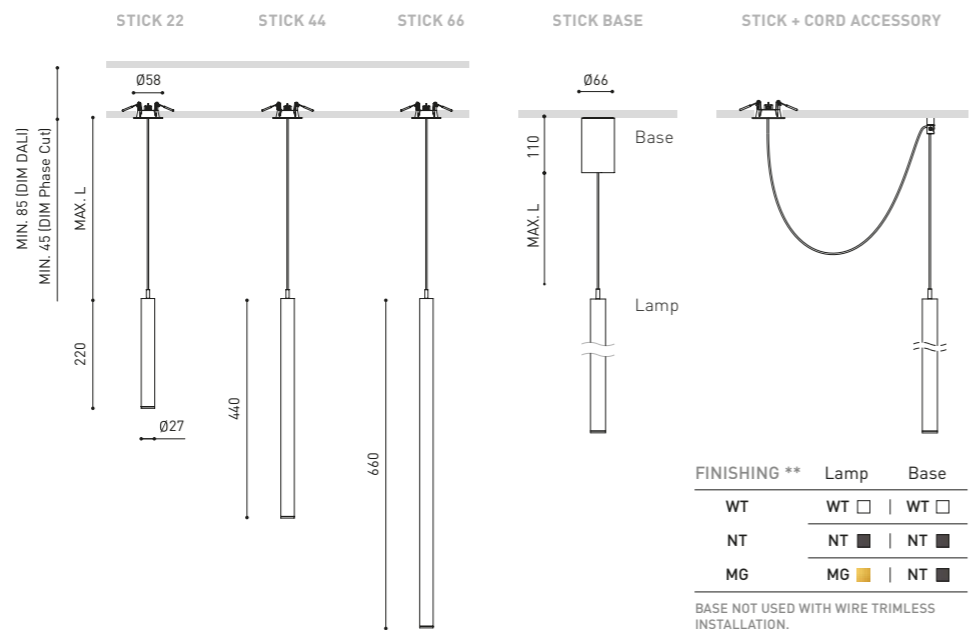


○	STICK LENGTH	○	CORD LENGTH-L
4	STICK 22 220 mm	0	2 m
5	STICK 44 440 mm	2	5 m
6	STICK 66 660 mm		

○	STICK LENGTH	○	CORD LENGTH-L
4	STICK 22 220 mm	0	2 m
5	STICK 44 440 mm	2	5 m
6	STICK 66 660 mm		

○	STICK LENGTH	○	CORD LENGTH-L	○	OPTIONS*
4	STICK 22 220 mm	0	2 m	2	DIM DALI
5	STICK 44 440 mm	2	5 m	5	DIM Phase Cut

OTHER DIM OPTIONS PLEASE CONSULT



	FINISHING **	Lamp	Base
WT	WT □	WT □	WT □
NT	NT ■	NT ■	NT ■
MG	MG ■	MG ■	NT ■

BASE NOT USED WITH WIRE TRIMLESS INSTALLATION.

COLOUR | WT □ | NT ■ | MG ■ | W □ | N ■ | MATERIAL | AL | ABS+PC | RAL ⓘ » 312


Ⓢ » 288

HOLLY



MORE INFO >>

COAXIAL TRIMLESS



Extended Family
Holly 48V_P.215
Holly Fancy Shape_P.241

		P	CCT	Beam	I	Flux	LOR
HOLLY	A281- ○ -0-00- WT NT MC MG	2,1W	2700K	19°	700mA	190 lm	90%
	A281- ○ -0-01- WT NT MC MG	2,1W	3000K	19°	700mA	210 lm	90%
	A281- ○ -0-10- WT NT MC MG	2,1W	2700K	38°	700mA	190 lm	92%
	A281- ○ -0-11- WT NT MC MG	2,1W	3000K	38°	700mA	210 lm	92%

220 V~ | IP20 | CRI>90 | L90B10 >102.000h

* OTHER DIM OPTIONS PLEASE CONSULT



○	CORD LENGTH - L
0	2 m
1	3 m
2	5 m

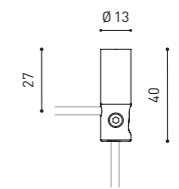
	FINISHING **	Lamp	Base
WT	WT □	WT □	WT □
NT	NT ■	NT ■	NT ■
MC	MC ■	NT ■	■
MG	MG ■	NT ■	■

BASE NOT USED WITH WIRE TRIMLESS INSTALLATION.

OPTIONAL ACCESSORIES

CORD Accessory

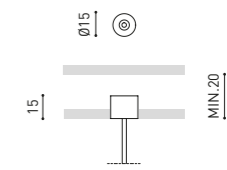
0223-00-00- | W | N |



WIRE TRIMLESS Accessory

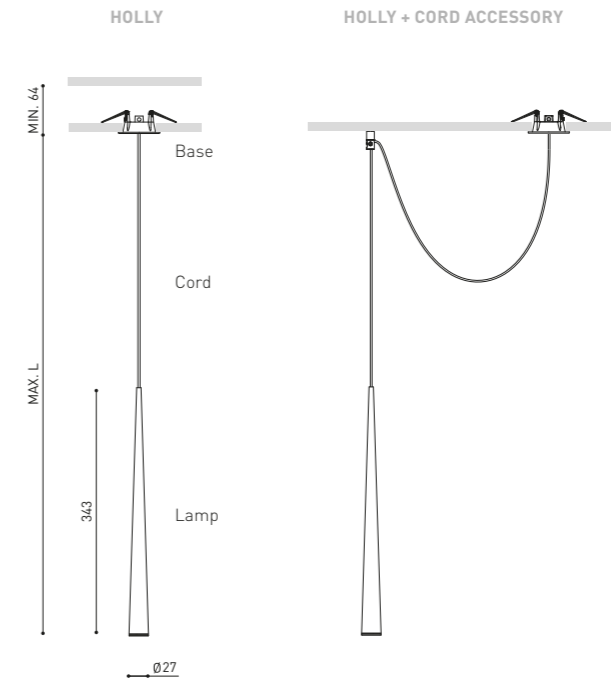
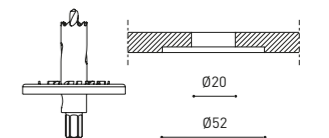
Coaxial Trimless

A023-00-03- | W | N |



TRIMLESS TOOL D20 X D52mm

A478-00-01



COLOUR | WT □ | NT ■ | MC ■ | MG ■ | W □ | N ■ | MATERIAL | AL | PC | RAL ⓘ » 312

Ⓢ » 288

SPIN



Extended Family
Spin 48V_P.213
Spin Fancy Shape_P.240

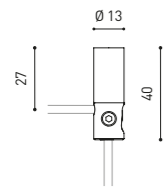


MORE INFO >>

OPTIONAL ACCESSORIES

CORD Accessory

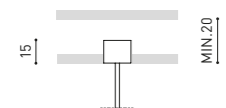
A023-00-00- | W | N |



WIRE TRIMLESS Accessory

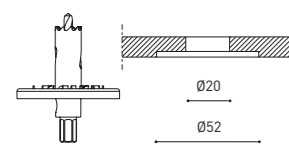
Coaxial Trimless

A023-00-03- | W | N |




TRIMLESS TOOL D20 X D52mm

A478-00-01



COAXIAL TRIMLESS



		P	CCT	Beam	I	Flux	LOR
SPIN	A222- - -00- WT NT MC MG	6,5W	2700K	24°	700mA	600 lm	86%
	A222- - -01- WT NT MC MG	6,5W	3000K	24°	700mA	630 lm	86%
	A222- - -02- WT NT MC MG	6,5W	4000K	24°	700mA	680 lm	86%
	A222- - -10- WT NT MC MG	6,5W	2700K	40°	700mA	630 lm	84%
	A222- - -11- WT NT MC MG	6,5W	3000K	40°	700mA	630 lm	84%
	A222- - -12- WT NT MC MG	6,5W	4000K	40°	700mA	680 lm	84%

220 V~ | IP20 | CRI>90 | L90B10 >60.000h



		P	CCT	Beam	I	Flux	LOR
SPIN Base	A221- - -00- WT NT MC MG	6,5W	2700K	24°	700mA	600 lm	86%
	A221- - -01- WT NT MC MG	6,5W	3000K	24°	700mA	630 lm	86%
	A221- - -02- WT NT MC MG	6,5W	4000K	24°	700mA	680 lm	86%
	A221- - -10- WT NT MC MG	6,5W	2700K	40°	700mA	630 lm	84%
	A221- - -11- WT NT MC MG	6,5W	3000K	40°	700mA	630 lm	84%
	A221- - -12- WT NT MC MG	6,5W	4000K	40°	700mA	680 lm	84%

220 V~ | IP20 | CRI>90 | L90B10 >60.000h



CORD LENGTH - L

0	2 m
1	3 m
2	5 m

OPTIONS*

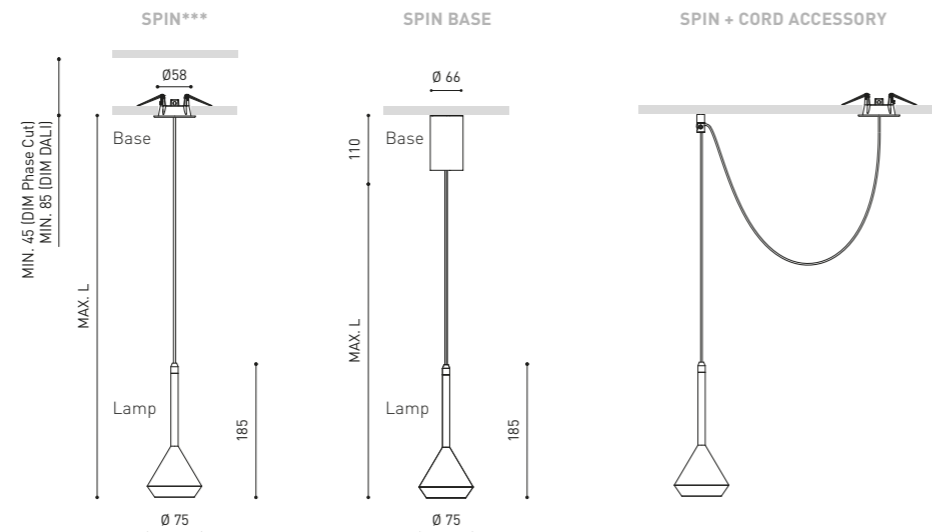
2	DIM Phase Cut
3	DIM DALI

OTHER DIM OPTIONS PLEASE CONSULT

FINISHING ** Lamp Base

WT	WT □ WT □
NT	NT ■ NT ■
MC	MC ■ NT ■
MG	MG ■ NT ■

BASE NOT USED WITH WIRE TRIMLESS INSTALLATION.



COLOUR | WT □ | NT ■ | MC ■ | MG ■ | W □ | N ■ | MATERIAL | AL | PMMA | RAL ⓘ » 312

** OTHER FINISHING COMBINATIONS PLEASE CONSULT | *** SUGGESTED FOR WIRE TRIMLESS INSTALLATION

Ⓢ » 288



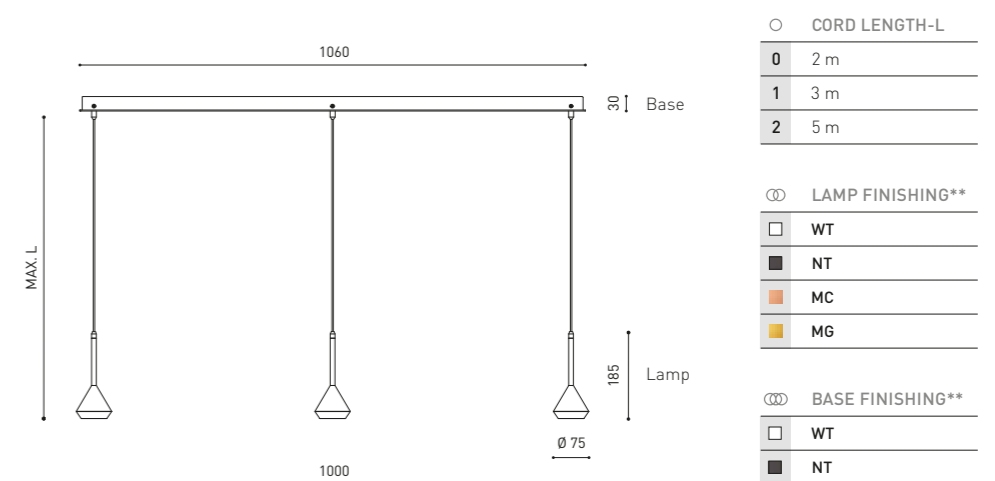
MORE INFO >>

		P	CCT	Beam	I	Flux	LOR
SPIN 3 Base	A391- -1-00- □ □	3 X 6,5W	2700K	24°	700mA	3 X 600 lm	86%
	A391- -1-01- □ □	3 X 6,5W	3000K	24°	700mA	3 X 630 lm	86%
	A391- -1-02- □ □	3 X 6,5W	4000K	24°	700mA	3 X 680 lm	86%
	A391- -1-10- □ □	3 X 6,5W	2700K	40°	700mA	3 X 600 lm	84%
	A391- -1-11- □ □	3 X 6,5W	3000K	40°	700mA	3 X 630 lm	84%
	A391- -1-12- □ □	3 X 6,5W	4000K	40°	700mA	3 X 680 lm	84%
	A391- -2-00- □ □	3 X 6,5W	2700K	24°	700mA	3 X 600 lm	86%
	A391- -2-01- □ □	3 X 6,5W	3000K	24°	700mA	3 X 630 lm	86%
	A391- -2-02- □ □	3 X 6,5W	4000K	24°	700mA	3 X 680 lm	86%
	A391- -2-10- □ □	3 X 6,5W	2700K	40°	700mA	3 X 600 lm	84%
	A391- -2-11- □ □	3 X 6,5W	3000K	40°	700mA	3 X 630 lm	84%
	A391- -2-12- □ □	3 X 6,5W	4000K	40°	700mA	3 X 680 lm	84%

220 V~ | IP20 | CRI>90 | L90B10 >60.000h



* OTHER DIM OPTIONS PLEASE CONSULT



COLOUR | WT □ | NT ■ | MC ■ | MG ■ | MATERIAL | AL | PMMA | RAL ⓘ » 312

** OTHER FINISHING COMBINATIONS PLEASE CONSULT



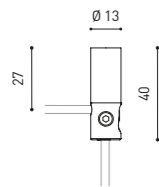
MORE INFO >>

Ø	CORD LENGTH - L
0	2 m
1	3 m
2	5 m

OPTIONAL ACCESSORIES

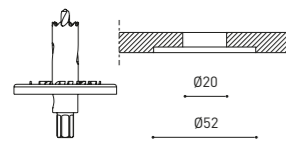
CORD Accessory

0223-00-00- | N |

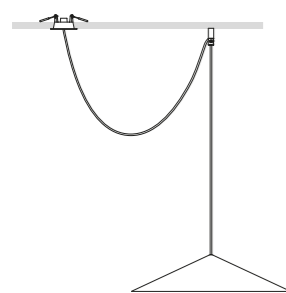


TRIMLESS TOOL D20 X D52mm

A478-00-01



DUNE 35 + CORD ACCESSORY



		P	CCT	I	Flux	LOR	
DUNE 35	PHASE CUT	A482-0- Ø -50- WT NT PG OG BE	4W	2700K	120mA	570 lm	83%
		A482-0- Ø -51- WT NT PG OG BE	4W	3000K	120mA	600 lm	83%
	DALI	A482-0- Ø -20- WT NT PG OG BE	4W	2700K	120mA	570 lm	83%
		A482-0- Ø -21- WT NT PG OG BE	4W	3000K	120mA	600 lm	83%

220 V~ | IP20 | CRI>90 | L90B10 >55.000h



		P	CCT	I	Flux	LOR	
DUNE 35 Wire Trimless	PHASE CUT	A482-2- Ø -50- WT NT PG OG BE	4W	2700K	120mA	570 lm	83%
		A482-2- Ø -51- WT NT PG OG BE	4W	3000K	120mA	600 lm	83%
	DALI	A482-2- Ø -20- WT NT PG OG BE	4W	2700K	120mA	570 lm	83%
		A482-2- Ø -21- WT NT PG OG BE	4W	3000K	120mA	600 lm	83%

220 V~ | IP20 | CRI>90 | L90B10 >55.000h

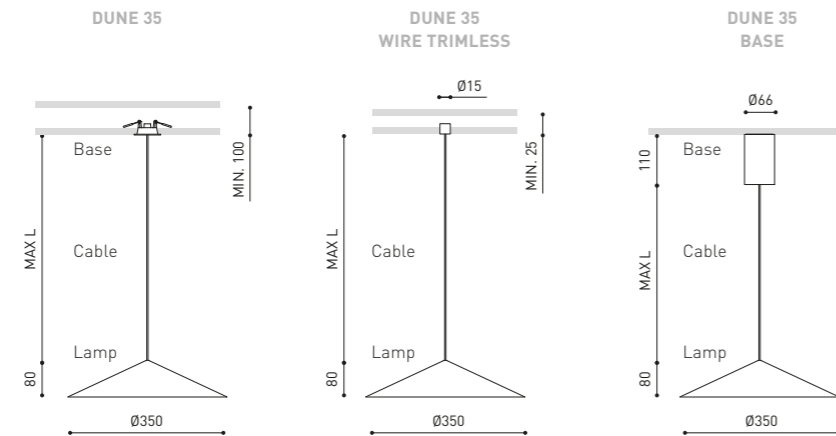


		P	CCT	I	Flux	LOR	
DUNE 35 Base	NO DIM	A482-1- Ø -10- WT NT PG OG BE	4W	2700K	120mA	570 lm	83%
		A482-1- Ø -11- WT NT PG OG BE	4W	3000K	120mA	600 lm	83%
	DALI	A482-1- Ø -20- WT NT PG OG BE	4W	2700K	120mA	570 lm	83%
		A482-1- Ø -21- WT NT PG OG BE	4W	3000K	120mA	600 lm	83%

220 V~ | IP20 | CRI>90 | L90B10 >55.000h



FINISHING	Lamp	Cable	Base
WT	WT □	N ■	NT ■
NT	NT ■	N ■	NT ■
PG	PG ■	N ■	NT ■
OG	OG ■	N ■	NT ■
BE	BE ■	N ■	NT ■



COLOUR | WT □ | NT ■ | PG ■ | OG ■ | BE ■ | N ■ | MATERIAL | AL | PC | RAL ⓘ » 312

COLOURS MAY AFFECT THE LIGHTING PARAMETERS | OTHER CCT & DIM OPTIONS PLEASE CONSULT



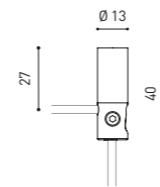
MORE INFO >>

Ø	CORD LENGTH - L
0	2 m
1	3 m
2	5 m

OPTIONAL ACCESSORIES

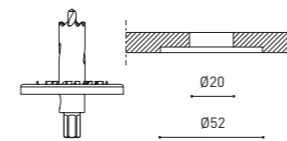
CORD Accessory

0223-00-00- | N |

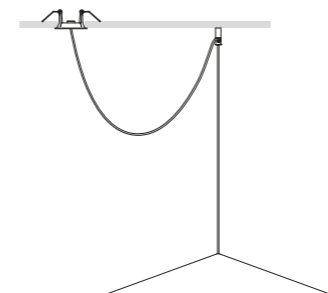


TRIMLESS TOOL D20 X D52mm

A478-00-01



DUNE 55 + CORD ACCESSORY



		P	CCT	I	Flux	LOR	
DUNE 55	PHASE CUT	A483-0- Ø -50- WT NT PG OG BE	5W	2700K	150mA	710 lm	84%
		A483-0- Ø -51- WT NT PG OG BE	5W	3000K	150mA	735 lm	84%
	DALI	A483-0- Ø -20- WT NT PG OG BE	5W	2700K	150mA	710 lm	84%
		A483-0- Ø -21- WT NT PG OG BE	5W	3000K	150mA	735 lm	84%

220 V~ | IP20 | CRI>90 | L90B10 >55.000h



		P	CCT	I	Flux	LOR	
DUNE 55 Wire Trimless	PHASE CUT	A483-2- Ø -50- WT NT PG OG BE	5W	2700K	150mA	710 lm	84%
		A483-2- Ø -51- WT NT PG OG BE	5W	3000K	150mA	735 lm	84%
	DALI	A483-2- Ø -20- WT NT PG OG BE	5W	2700K	150mA	710 lm	84%
		A483-2- Ø -21- WT NT PG OG BE	5W	3000K	150mA	735 lm	84%

220 V~ | IP20 | CRI>90 | L90B10 >55.000h

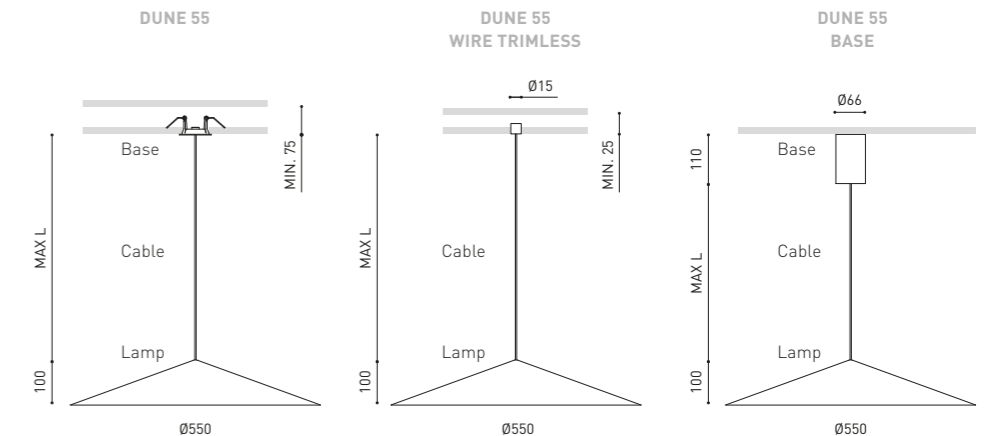


		P	CCT	I	Flux	LOR	
DUNE 55 Base	NO DIM	A483-1- Ø -10- WT NT PG OG BE	5W	2700K	150mA	710 lm	84%
		A483-1- Ø -11- WT NT PG OG BE	5W	3000K	150mA	735 lm	84%
	DALI	A483-1- Ø -20- WT NT PG OG BE	5W	2700K	150mA	710 lm	84%
		A483-1- Ø -21- WT NT PG OG BE	5W	3000K	150mA	735 lm	84%

220 V~ | IP20 | CRI>90 | L90B10 >55.000h



FINISHING	Lamp	Cable	Base
WT	WT □	N ■	NT ■
NT	NT ■	N ■	NT ■
PG	PG ■	N ■	NT ■
OG	OG ■	N ■	NT ■
BE	BE ■	N ■	NT ■



COLOUR | WT □ | NT ■ | PG ■ | OG ■ | BE ■ | N ■ | MATERIAL | AL | PC | RAL ⓘ » 312

COLOURS MAY AFFECT THE LIGHTING PARAMETERS | OTHER CCT & DIM OPTIONS PLEASE CONSULT

PIPE

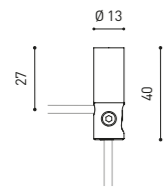


MORE INFO >>

OPTIONAL ACCESSORIES

CORD Accessory

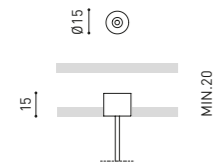
0223-00-00- | W | N |



WIRE TRIMLESS Accessory

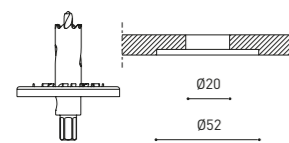
Coaxial Trimless

A023-00-03- | W | N |




TRIMLESS TOOL D20 X D52mm

A478-00-01



COAXIAL TRIMLESS



	P	CCT	Beam	I	Flux	LOR
PIPE	A487- - -00- WT NT NTMG	6W	2700K	18°	500mA	640 lm 89%
	A487- - -01- WT NT NTMG	6W	3000K	18°	500mA	670 lm 89%
	A487- - -02- WT NT NTMG	6W	4000K	18°	500mA	720 lm 89%
	A487- - -10- WT NT NTMG WTW	6W	2700K	40°	500mA	640 lm 84%
	A487- - -11- WT NT NTMG WTW	6W	3000K	40°	500mA	670 lm 84%
	A487- - -12- WT NT NTMG WTW	6W	4000K	40°	500mA	720 lm 84%

220 V~ | IP20 | CRI>90 | L90B10 >60.000h



	P	CCT	Beam	I	Flux	LOR
PIPE Base	A488- - -00- WT NT NTMG	6W	2700K	18°	500mA	640 lm 89%
	A488- - -01- WT NT NTMG	6W	3000K	18°	500mA	670 lm 89%
	A488- - -02- WT NT NTMG	6W	4000K	18°	500mA	720 lm 89%
	A488- - -10- WT NT NTMG WTW	6W	2700K	40°	500mA	640 lm 84%
	A488- - -11- WT NT NTMG WTW	6W	3000K	40°	500mA	670 lm 84%
	A488- - -12- WT NT NTMG WTW	6W	4000K	40°	500mA	720 lm 84%

220 V~ | IP20 | CRI>90 | L90B10 >60.000h



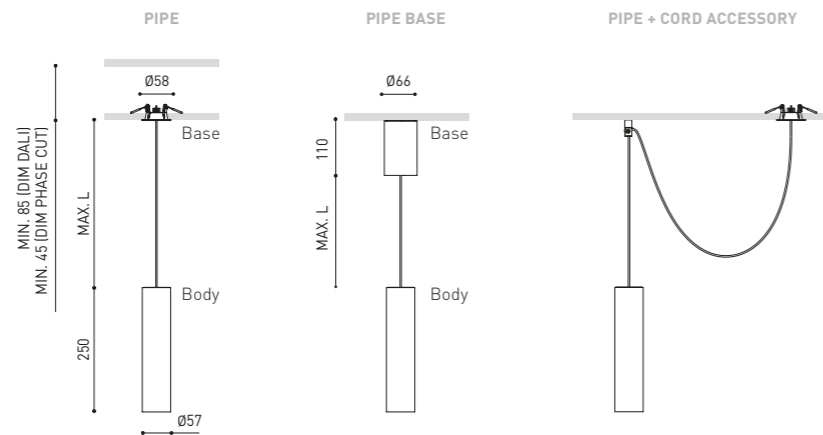
Ø	CORD LENGTH - L
0	2 m
1	3 m
2	5 m

Ø	*OPTIONS
2	DIM DALI
5	DIM Phase Cut

OTHER DIM OPTIONS PLEASE CONSULT

FINISHING	Lamp	Lampshade	Base
WT	WT □ N ■ WT □		
NT	NT ■ N ■ NT ■		
NTMG	NT ■ MG ■ NT ■		
WTW	WT □ W □ WT □		

BASE NOT USED WITH WIRE TRIMLESS INSTALLATION.



COLOUR | WT □ | NT ■ | NTMG ■ | WTW □ | W □ | N ■ | MATERIAL | AL | ABS+PC | RAL ⓘ » 312

"THE INVISIBLE BLACK" IS ONLY AVAILABLE FOR WT, NT & NTMG COLOURS

» 288

SCOPE



MORE INFO >>

Extended Family Scope Surface_P.113

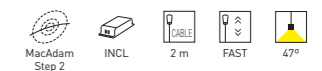
	P	CCT	I	Flux	LOR
SCOPE 35	A261-30-00- WW WG WR NN NG	7W	2700K	200mA	910 lm 89%
	A261-30-01- WW WG WR NN NG	7W	3000K	200mA	940 lm 89%
	A261-30-02- WW WG WR NN NG	7W	4000K	200mA	960 lm 89%
SCOPE 27	A261-20-00- WW WG WR NN NG	7W	2700K	200mA	910 lm 89%
	A261-20-01- WW WG WR NN NG	7W	3000K	200mA	940 lm 89%
	A261-20-02- WW WG WR NN NG	7W	4000K	200mA	960 lm 89%

220 V~ | IP20 | CRI>90 | L90B10 >55.000h



	P	CCT	I	Flux	LOR
SCOPE 21	A261-10-00- WW WG WR NN NG	7W	2700K	200mA	910 lm 89%
	A261-10-01- WW WG WR NN NG	7W	3000K	200mA	940 lm 89%
	A261-10-02- WW WG WR NN NG	7W	4000K	200mA	960 lm 89%

220 V~ | IP20 | CRI>90 | L90B10 >55.000h



OPTIONAL ACCESSORIES

WIRE TRIMLESS Accessories

FEED

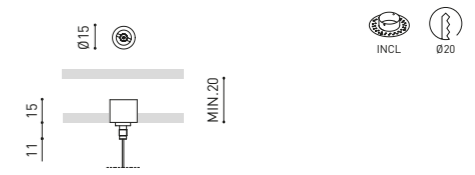
Mains Trimless A023-00-01- | W | N |




FASTENING

Steel Cable Regulator Trimless


A023-00-06- | W | N |



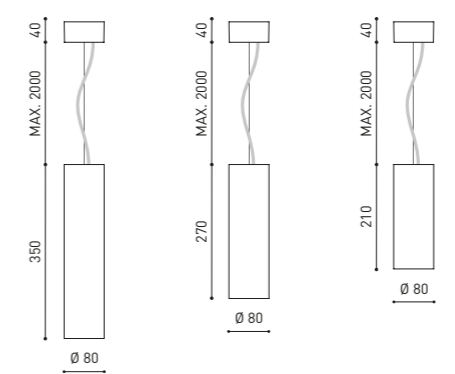
MAINS TRIMLESS



STEEL CABLE REGULATOR TRIMLESS



SCOPE 35 SCOPE 27 SCOPE 21 TRIMLESS TOOL D20 X D52mm A478-00-01



COLOUR | WW □ | WG □ | WR □ | NN ■ | NG ■ | W □ | N ■ | MATERIAL | AL | PC | RAL ⓘ » 312


OTHER FINISHING COMBINATIONS PLEASE CONSULT | COLOURS MAY AFFECT THE LIGHTING PARAMETERS



MORE INFO >>

	P	CCT	I	Flux	LOR	
SALT Mini A280-00-10-	WW WG WR NW NG NR	10W	2700K	700mA	1300 lm	67%
A280-00-11-	WW WG WR NW NG NR	10W	3000K	700mA	1400 lm	67%
A280-00-12-	WW WG WR NW NG NR	10W	4000K	700mA	1425 lm	67%

220 V~ | IP20 | CRI>90 | L80B10 >60.000h



OPTIONAL ACCESSORIES

WIRE TRIMLESS Accessories

FEED

Mains Trimless A023-00-01- | W | N |



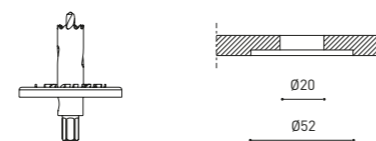
FASTENING

Steel Cable Trimless A023-00-05- | W | N |


3 Pcs. needed



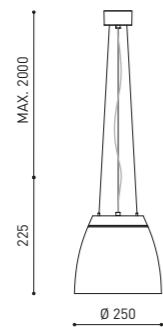

TRIMLESS TOOL D20 X D52mm A478-00-01



MAINS TRIMLESS



STEEL CABLE TRIMLESS



COLOUR | WW □ | WG □ | WR □ | NW □ | NG □ | NR □ | MATERIAL | AL | PMMA | RAL ⓘ » 312

COLOUR | W □ | N □ | COLOURS MAY AFFECT THE LIGHTING PARAMETERS ⓘ » 288



MORE INFO >>

	P	CCT	I	Flux	LOR	
SALT 3 A220-03- 1 -0-	WW WG WR NW NG NR	22W	2700K	700mA	2800 lm	79%
A220-03- 1 -1-	WW WG WR NW NG NR	22W	3000K	700mA	3025 lm	79%
A220-03- 1 -2-	WW WG WR NW NG NR	22W	4000K	700mA	3075 lm	79%
SALT 4 A220-04- Ⓞ -1-	WW WG WR NW NG NR	27W	3000K	700mA	4100 lm	79%
A220-04- Ⓞ -2-	WW WG WR NW NG NR	27W	4000K	700mA	4175 lm	79%
SALT 5 A220-05- Ⓞ -1-	WW WG WR NW NG NR	35W	3000K	900mA	5125 lm	79%
A220-05- Ⓞ -2-	WW WG WR NW NG NR	35W	4000K	900mA	5225 lm	79%
SALT 6 A220-06- Ⓞ -1-	WW WG WR NW NG NR	47,5W	3000K	1200mA	6550 lm	79%
A220-06- Ⓞ -2-	WW WG WR NW NG NR	47,5W	4000K	1200mA	6650 lm	79%

220 V~ | IP20 | CRI>90 | L80B10 >60.000h



Ⓞ *OPTIONS

2 DIM Push

4 DIM DALI

DIM PHASE CUT & OTHER DIM OPTIONS PLEASE CONSULT

OPTIONAL ACCESSORIES

WIRE TRIMLESS Accessories

FEED

Mains Trimless

A023-00-01- | W | N | NO DIM

Mains Thick Trimless

A023-00-02- | W | N | DIM



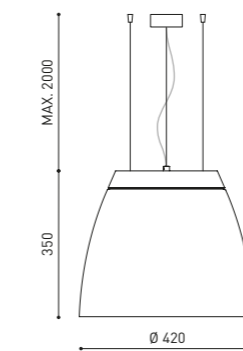
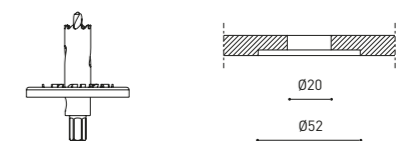
FASTENING

Steel Cable Trimless


A023-00-05- | W | N | 3 Pcs. needed



TRIMLESS TOOL D20 X D52mm A478-00-01



MAINS THICK TRIMLESS



COLOUR | WW □ | WG □ | WR □ | NW □ | NG □ | NR □ | MATERIAL | AL | PMMA | RAL ⓘ » 312

COLOUR | W □ | N □ | COLOURS MAY AFFECT THE LIGHTING PARAMETERS ⓘ » 288

VOLA SUSPENSION

Extended Family
Vola_P.120



MORE INFO >>

		P	CCT	I	Flux	LOR
VOLTA Suspension	A442-00- 0-0- WT NT	19W	2700K	500mA	3080 lm	80%
	A442-00- 0-1- WT NT	19W	3000K	500mA	3160 lm	80%
	A442-00- 0-2- WT NT	19W	4000K	500mA	3320 lm	80%

220 V~ | IP20 | IK10 | CRI>90 | L80B10 >60.000h



Ⓞ	*OPTIONS
1	No DIM
2	DIM DALI
3	DIM Push
5	DIM Phase Cut

OTHER DIM OPTIONS PLEASE CONSULT

OPTIONAL ACCESSORIES

WIRE TRIMLESS Accessories

FEED

Mains Trimless

A023-00-01- | W | N | NO DIM

Mains Thick Trimless

A023-00-02- | W | N | DIM



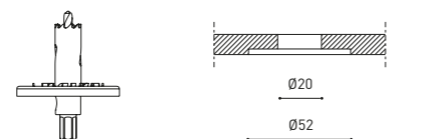
FASTENING

Steel Cable Trimless

A023-00-05- | W | N | 3 Pcs. needed



TRIMLESS TOOL D20 X D52mm A478-00-01




COLOUR | WT □ | NT ■ | W □ | N ■ |

MATERIAL | AL | PC |


RAL ⓘ » 312

Ⓞ » 288

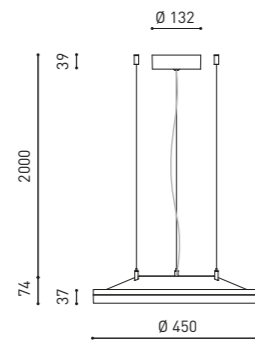

MAINS TRIMLESS



MAINS THICK TRIMLESS



STEEL CABLE TRIMLESS



COLOURS MAY AFFECT THE LIGHTING PARAMETERS

DRUM SUSPENSION

Extended Family
Drum_P.121



MORE INFO >>



MORE INFO >>

		P	CCT	I	Flux	LOR
DRUM 90 Suspension	A358-20- 0-1- WT NT	119W	3000K	700mA	16100 lm	87%
	A358-20- 0-2- WT NT	119W	4000K	700mA	16350 lm	87%

220 V~ | IP20 | CRI>90 | L80B10 >60.000h



		P	CCT	I	Flux	LOR
DRUM 70 Suspension	A358-10- 0-1- WT NT	59,5W	3000K	700mA	8050 lm	87%
	A358-10- 0-2- WT NT	59,5W	4000K	700mA	8175 lm	87%

220 V~ | IP20 | CRI>90 | L80B10 >60.000h



Ⓞ	*OPTIONS
2	DIM DALI
3	DIM 1-10 V

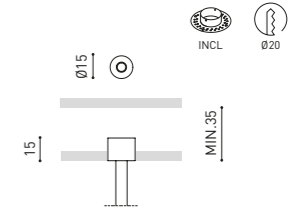
OPTIONAL ACCESSORIES

WIRE TRIMLESS Accessories

FEED

Mains Thick Trimless

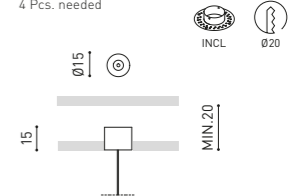
A023-00-02- | W | N |



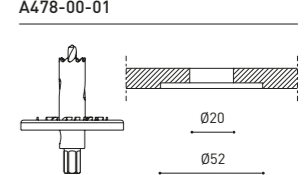
FASTENING

Steel Cable Trimless

A023-00-05- | W | N | 4 Pcs. needed



TRIMLESS TOOL D20 X D52mm A478-00-01



COLOUR | WT □ | NT ■ | W □ | N ■ |

MATERIAL | AL | PMMA |

RAL ⓘ » 312

Ⓞ » 288

LINE SUSPENSION



MORE INFO >>

		P	CCT	I	Flux	LOR
LINE Suspension 1500	A436-10- 00 -0- WT NT	31,5W	2700K	1050mA	4500 lm	61%
	A436-10- 00 -1- WT NT	31,5W	3000K	1050mA	4800 lm	61%
	A436-10- 00 -2- WT NT	31,5W	4000K	1050mA	4950 lm	61%
LINE Suspension 2000	A436-20- 00 -0- WT NT	42W	2700K	1400mA	6000 lm	61%
	A436-20- 00 -1- WT NT	42W	3000K	1400mA	6400 lm	61%
	A436-20- 00 -2- WT NT	42W	4000K	1400mA	6600 lm	61%

220 V- | 240 | IP20 | CRI>90 | L80B10 >60.000h

MacAdam Step 2 INCL OPTIONS* 2 m FAST Ø62 100°

		P	CCT	I	Flux	LOR
LINE Suspension 1500 Base	A436-11- 00 -0- WT NT	31,5W	2700K	1050mA	4500 lm	61%
	A436-11- 00 -1- WT NT	31,5W	3000K	1050mA	4800 lm	61%
	A436-11- 00 -2- WT NT	31,5W	4000K	1050mA	4950 lm	61%
LINE Suspension 2000 Base	A436-21- 00 -0- WT NT	42W	2700K	1400mA	6000 lm	61%
	A436-21- 00 -1- WT NT	42W	3000K	1400mA	6400 lm	61%
	A436-21- 00 -2- WT NT	42W	4000K	1400mA	6600 lm	61%

220 V- | 240 | IP20 | CRI>90 | L80B10 >60.000h

MacAdam Step 2 INCL OPTIONS* 2 m FAST 100°

		P	CCT	I	Flux Up	Flux Down	LOR
LINE Suspension Direct & Indirect 1500	A437-10- 00 -0- WT NT	35W	2700K	1200mA	2100 lm	3120 lm	61%
	A437-10- 00 -1- WT NT	35W	3000K	1200mA	2140 lm	3210 lm	61%
	A437-10- 00 -2- WT NT	35W	4000K	1200mA	2250 lm	3360 lm	61%
LINE Suspension Direct & Indirect 2000	A437-20- 00 -0- WT NT	41W	2700K	1400mA	2030 lm	4060 lm	61%
	A437-20- 00 -1- WT NT	41W	3000K	1400mA	2080 lm	4160 lm	61%
	A437-20- 00 -2- WT NT	41W	4000K	1400mA	2180 lm	4370 lm	61%

220 V- | 240 | IP20 | CRI>90 | L80B10 >60.000h

MacAdam Step 2 INCL OPTIONS* 2 m FAST Ø62 100°

		P	CCT	I	Flux Up	Flux Down	LOR
LINE Suspension Direct & Indirect 1500 Base	A437-11- 00 -0- WT NT	35W	2700K	1200mA	2100 lm	3120 lm	61%
	A437-11- 00 -1- WT NT	35W	3000K	1200mA	2140 lm	3210 lm	61%
	A437-11- 00 -2- WT NT	35W	4000K	1200mA	2250 lm	3360 lm	61%
LINE Suspension Direct & Indirect 2000 Base	A437-21- 00 -0- WT NT	41W	2700K	1400mA	2030 lm	4060 lm	61%
	A437-21- 00 -1- WT NT	41W	3000K	1400mA	2080 lm	4160 lm	61%
	A437-21- 00 -2- WT NT	41W	4000K	1400mA	2180 lm	4370 lm	61%

220 V- | 240 | IP20 | CRI>90 | L80B10 >60.000h

MacAdam Step 2 INCL OPTIONS* 2 m FAST 100°

Ⓞ *OPTIONS

1	No DIM
2	DIM DALI
3	DIM Push

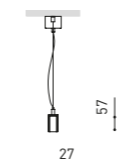
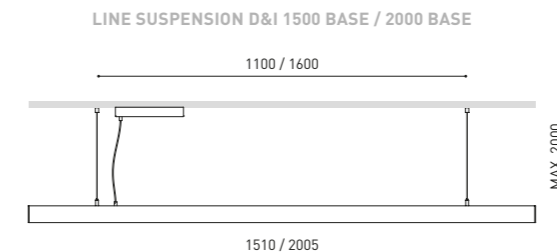

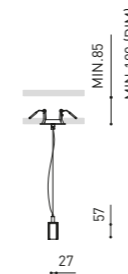
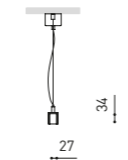
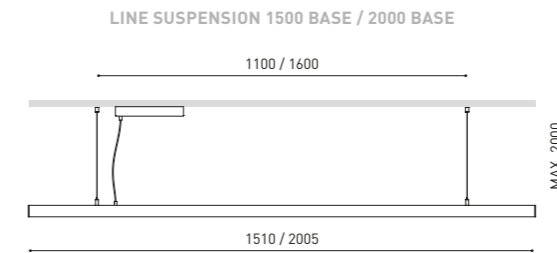
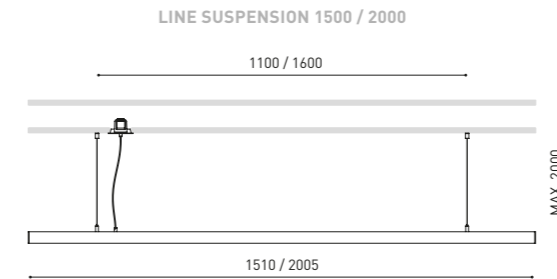
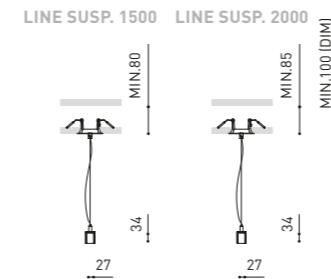
COLOUR | WT □ | NT ■ | W □ | N ■ | MATERIAL | AL | PC | RAL ⓘ » 312

COLOURS MAY AFFECT THE LIGHTING PARAMETERS

Ⓞ » 288



Extended Family
Line Micro 24V_P.183
Line 48V_P.209



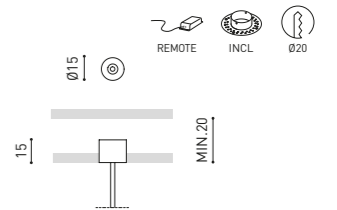
OPTIONAL ACCESSORIES

WIRE TRIMLESS Accessories

FEED

Coaxial Trimless

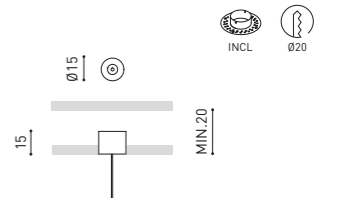
A023-00-03- | W | N |



FASTENING

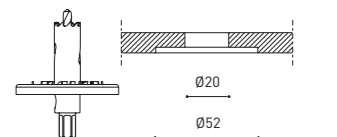
Steel Cable Trimless

A023-00-05- | W | N |




TRIMLESS TOOL D20 X D52mm

A478-00-01



COAXIAL TRIMLESS

STEEL CABLE TRIMLESS




COLOUR | WT □ | NT ■ | W □ | N ■ | MATERIAL | AL | PC | RAL ⓘ » 312

COLOURS MAY AFFECT THE LIGHTING PARAMETERS

Ⓞ » 288

LINE SUSPENSION



MORE INFO >>

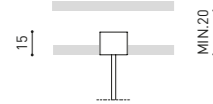
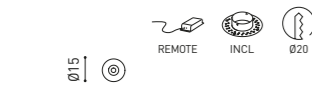
OPTIONAL ACCESSORIES

WIRE TRIMLESS Accessories

FEED

Coaxial Trimless

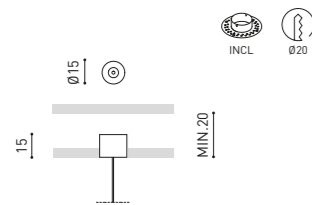
A023-00-03- | W | N |



FASTENING

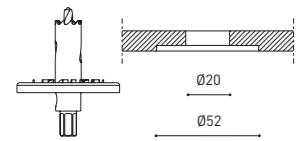
Steel Cable Trimless

A023-00-05- | W | N |




TRIMLESS TOOL D20 X D52mm

A478-00-01



COAXIAL TRIMLESS

STEEL CABLE TRIMLESS



		P	CCT	I	Flux	LOR
LINE Micro Suspension 1400	A438-10- Ⓞ -0- WT NT	13,5W	2700K	350mA	2160 lm	66%
	A438-10- Ⓞ -1- WT NT	13,5W	3000K	350mA	2200 lm	66%
LINE Micro Suspension 2000	A438-20- Ⓞ -0- WT NT	18W	2700K	700mA	2860 lm	66%
	A438-20- Ⓞ -1- WT NT	18W	3000K	700mA	3000 lm	66%

220 V~ | IP20 | CRI>90 | L80B10 >60.000h



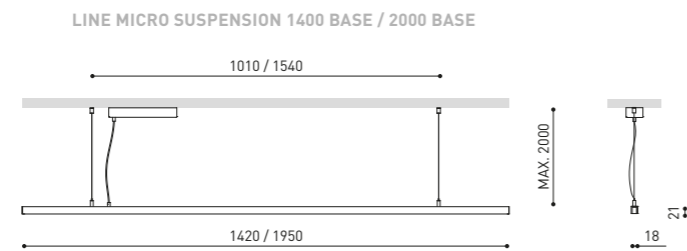
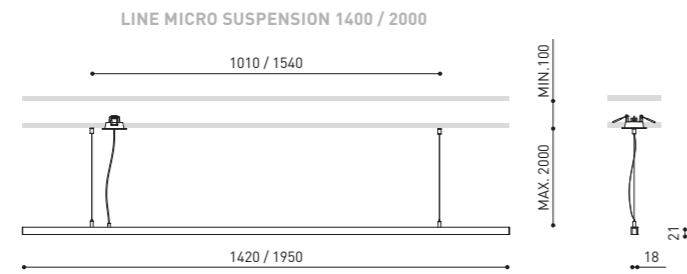
		P	CCT	I	Flux	LOR
LINE Micro Suspension 1400 Base	A438-11- Ⓞ -0- WT NT	13,5W	2700K	350mA	2160 lm	66%
	A438-11- Ⓞ -1- WT NT	13,5W	3000K	350mA	2200 lm	66%
LINE Micro Suspension 2000 Base	A438-21- Ⓞ -0- WT NT	18W	2700K	700mA	2860 lm	66%
	A438-21- Ⓞ -1- WT NT	18W	3000K	700mA	3000 lm	66%

220 V~ | IP20 | CRI>90 | L80B10 >60.000h



*OPTIONS

- 1 No DIM
- 2 DIM DALI
- 3 DIM Push



COLOUR | WT □ | NT ■ | W □ | N ■ |

MATERIAL | AL | PC |

RAL ⓘ » 312

COLOURS MAY AFFECT THE LIGHTING PARAMETERS

SLIMGOT



MORE INFO >>

		P	CCT	I	Flux	LOR
SLIMGOT 120	A203-1- Ⓞ -01- WT NT	14,8W	3000K	500mA	2360 lm	85%
	A203-1- Ⓞ -02- WT NT	14,8W	4000K	500mA	2400 lm	85%
SLIMGOT 150	A203-2- Ⓞ -01- WT NT	21W	3000K	700mA	3300 lm	85%
	A203-2- Ⓞ -02- WT NT	21W	4000K	700mA	3350 lm	85%

220 V~ | IP20 | CRI>90 | L80B10 >60.000h



*OPTIONS

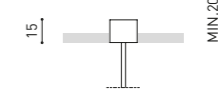
- 1 No DIM
- 2 DIM DALI / Push

OPTIONAL ACCESSORIES

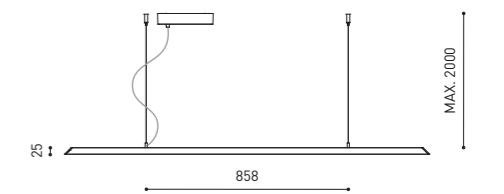
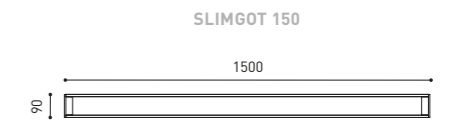
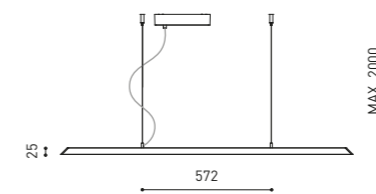
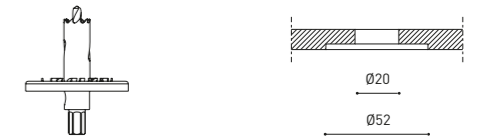
WIRE TRIMLESS Accessory

Coaxial Trimless A023-00-03- | W | N |

Feeding: Only 1 piece needed. Fasteners not available



TRIMLESS TOOL D20 X D52mm A478-00-01



COLOUR | WT □ | NT ■ | W □ | N ■ |

MATERIAL | AL | PMMA |

RAL ⓘ » 312

» 288

FIFTY + SUSPENSION



Extended Family
Fifty + Surface_P.122
Fifty + Custom_P.261



MORE INFO >>

Ⓞ *OPTIONS

1	No DIM
2	DIM DALI
3	DIM Push

		P	CCT	I	Flux	LOR	L
FIFTY + Suspension 100	A446-01- Ⓞ -1- WT NT	15,4W	3000K	700mA	2280 lm	70%	1010mm
	A446-01- Ⓞ -2- WT NT	15,4W	4000K	700mA	2400 lm	70%	1010mm
FIFTY + Suspension 150	A446-02- Ⓞ -1- WT NT	23,1W	3000K	700mA	3420 lm	70%	1510mm
	A446-02- Ⓞ -2- WT NT	23,1W	4000K	700mA	3600 lm	70%	1510mm
FIFTY + Suspension 200	A446-03- Ⓞ -1- WT NT	30,8W	3000K	700mA	4560 lm	70%	2010mm
	A446-03- Ⓞ -2- WT NT	30,8W	4000K	700mA	4800 lm	70%	2010mm
FIFTY + Suspension 300	A446-04- Ⓞ -1- WT NT	46,2W	3000K	700mA	6840 lm	70%	3010mm
	A446-04- Ⓞ -2- WT NT	46,2W	4000K	700mA	7200 lm	70%	3010mm
FIFTY + HO Suspension 100	A446-11- Ⓞ -1- WT NT	23,6W	3000K	1050mA	3260 lm	70%	1010mm
	A446-11- Ⓞ -2- WT NT	23,6W	4000K	1050mA	3440 lm	70%	1010mm
FIFTY + HO Suspension 150	A446-12- Ⓞ -1- WT NT	35,4W	3000K	1050mA	4890 lm	70%	1510mm
	A446-12- Ⓞ -2- WT NT	35,4W	4000K	1050mA	5160 lm	70%	1510mm
FIFTY + HO Suspension 200	A446-13- Ⓞ -1- WT NT	47,2W	3000K	1050mA	6520 lm	70%	2010mm
	A446-13- Ⓞ -2- WT NT	47,2W	4000K	1050mA	6880 lm	70%	2010mm
FIFTY + HO Suspension 300	A446-14- Ⓞ -1- WT NT	70,8W	3000K	1050mA	9780 lm	70%	3010mm
	A446-14- Ⓞ -2- WT NT	70,8W	4000K	1050mA	10320 lm	70%	3010mm

220 V~ | IP20 | CRI>90 | L80B10 >60.000h



OPTIONAL ACCESSORIES

WIRE TRIMLESS Accessories

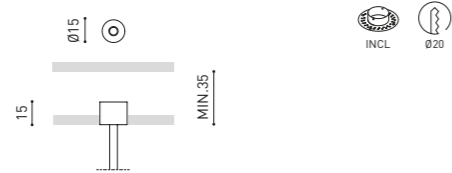
FEED

Mains Trimless

A023-00-01- | W | N | NO DIM

Mains Thick Trimless

A023-00-02- | W | N | DALI | Push



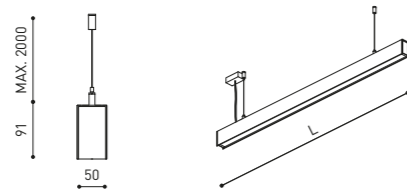
FASTENING

Steel Cable Trimless**

A023-00-05- | W | N | 2 Pcs. needed



TRIMLESS TOOL D20 X D52mm A478-00-01



COLOUR | WT □ | NT ■ | W □ | N ■ |


MATERIAL | AL | PC |

RAL ⓘ » 312


** AS MANY PIECES AS NEEDED ACCORDING TO YOUR PRODUCT

Ⓞ » 288


MAINS TRIMLESS



MAINS THICK TRIMLESS



STEEL CABLE TRIMLESS



MORE INFO >>

Ⓞ *OPTIONS

1	No DIM
2	DIM DALI
3	DIM Push

		P	CCT	I	Flux	LOR	L
FIFTY + UGR Suspension 100	A446-21- Ⓞ -1- WT NT	15,4W	3000K	700mA	2280 lm	47%	1010mm
	A446-21- Ⓞ -2- WT NT	15,4W	4000K	700mA	2400 lm	47%	1010mm
FIFTY + UGR Suspension 150	A446-22- Ⓞ -1- WT NT	23,1W	3000K	700mA	3420 lm	47%	1510mm
	A446-22- Ⓞ -2- WT NT	23,1W	4000K	700mA	3600 lm	47%	1510mm
FIFTY + UGR Suspension 200	A446-23- Ⓞ -1- WT NT	30,8W	3000K	700mA	4560 lm	47%	2010mm
	A446-23- Ⓞ -2- WT NT	30,8W	4000K	700mA	4800 lm	47%	2010mm
FIFTY + UGR Suspension 300	A446-24- Ⓞ -1- WT NT	46,2W	3000K	700mA	6840 lm	47%	3010mm
	A446-24- Ⓞ -2- WT NT	46,2W	4000K	700mA	7200 lm	47%	3010mm
FIFTY + UGR HO Suspension 100	A446-31- Ⓞ -1- WT NT	23,6W	3000K	1050mA	3260 lm	47%	1010mm
	A446-31- Ⓞ -2- WT NT	23,6W	4000K	1050mA	3440 lm	47%	1010mm
FIFTY + UGR HO Suspension 150	A446-32- Ⓞ -1- WT NT	35,4W	3000K	1050mA	4890 lm	47%	1510mm
	A446-32- Ⓞ -2- WT NT	35,4W	4000K	1050mA	5160 lm	47%	1510mm
FIFTY + UGR HO Suspension 200	A446-33- Ⓞ -1- WT NT	47,2W	3000K	1050mA	6520 lm	47%	2010mm
	A446-33- Ⓞ -2- WT NT	47,2W	4000K	1050mA	6880 lm	47%	2010mm
FIFTY + UGR HO Suspension 300	A446-34- Ⓞ -1- WT NT	70,8W	3000K	1050mA	9780 lm	47%	3010mm
	A446-34- Ⓞ -2- WT NT	70,8W	4000K	1050mA	10320 lm	47%	3010mm

220 V~ | IP20 | CRI>90 | L80B10 >60.000h



OPTIONAL ACCESSORIES

WIRE TRIMLESS Accessories

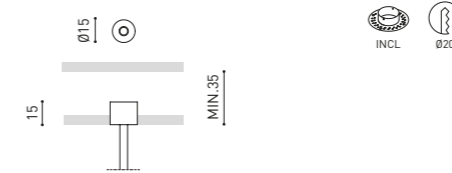
FEED

Mains Trimless

A023-00-01- | W | N | NO DIM

Mains Thick Trimless

A023-00-02- | W | N | DALI | Push



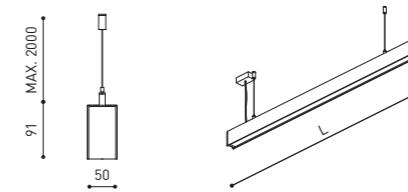
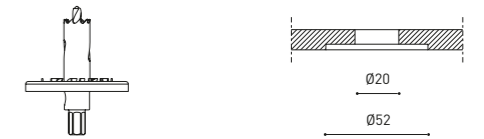
FASTENING

Steel Cable Trimless**

A023-00-05- | W | N | 2 Pcs. needed



TRIMLESS TOOL D20 X D52mm A478-00-01



COLOUR | WT □ | NT ■ | W □ | N ■ |

MATERIAL | AL | PC |

RAL ⓘ » 312

** AS MANY PIECES AS NEEDED ACCORDING TO YOUR PRODUCT

Ⓞ » 288

SUSPENSION

STANDUP_162

UP_163

YORU_164

LIP_165

AURAE_165

REC_166

DREAM_169

RHINO_170

WALLY_171

WALL, FLOOR & PORTABLE




STANDUP



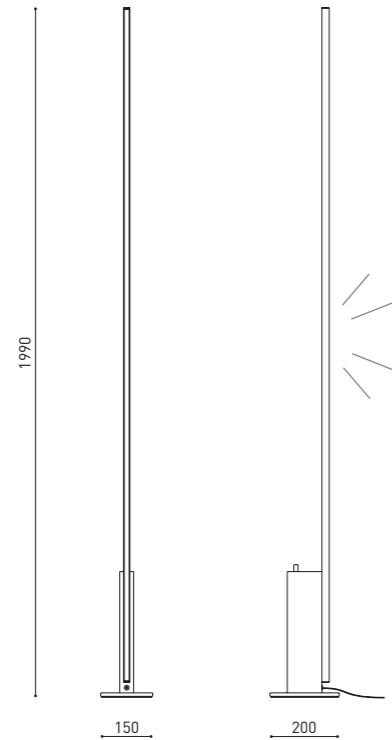
MORE INFO >>

		P	CCT	I	Flux	LOR
STANDUP	A494-00-00- NT WT	27W	2700K	1050mA	4210 lm	66%
	A494-00-01- NT WT	27W	3000K	1050mA	4320 lm	66%

220 V~ | IP20 | CRI>90 | L80B10 >60.000h



18




COLOUR | NT ■ | WT □ |

MATERIAL | AL | PC |

RAL ⓘ » 312

COLOURS MAY AFFECT THE LIGHTING PARAMETERS

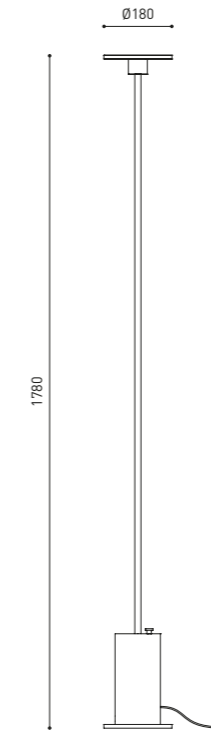
UP



MORE INFO >>

		P	CCT	I	Flux	LOR
UP	A402-00-00- WT NT	30W	2700K	900mA	3725 lm	76%
	A402-00-01- WT NT	30W	3000K	900mA	3875 lm	76%

220 V~ | IP20 | CRI>90 | L90B10 >55.000h



COLOUR | WT □ | NT ■ |

MATERIAL | AL | FE |

RAL ⓘ » 312

YORU



Extended Family
Yoru Spike_P.267



MORE INFO >>

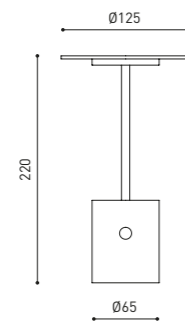
		P	CCT	Flux	LOR
YORU	A456-00-00- WT NT PG LG SP OX	2,6W	2700K	400 lm	84%

IP20 | CRI>90 | L80B10 >60.000h

MacAdam Step 2 | DIM | LI-ION Battery | USB-C Connect | 5V 1.5A EXCL | 100°

ACCESSORY

Universal USB Charger	0434-01-65
-----------------------	------------



COLOUR | WT | NT | PG | LG | SP | OX | MATERIAL | AL | PC | RAL » 312

COLOURS MAY AFFECT THE LIGHTING PARAMETERS

LIP



MORE INFO >>

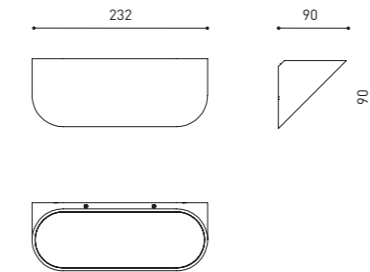


⓪	*OPTIONS
0	No DIM
1	DIM DALI Push

		P	CCT	I	Flux	LOR
LIP	A288-00-⓪-0- WT NT	24W	2700K	700mA	2970 lm	86%
	A288-00-⓪-1- WT NT	24W	3000K	700mA	3210 lm	86%
	A288-00-⓪-2- WT NT	24W	4000K	700mA	3270 lm	86%

220 V~ | IP20 | CRI>90 | L80B10 >60.000h

MacAdam Step 2 | OPTIONS* | INCL | 100°



AURAE



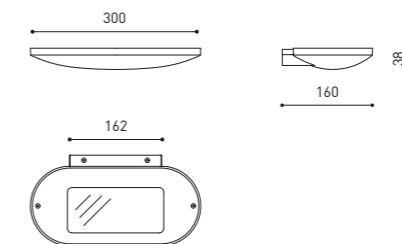
MORE INFO >>



		P	CCT	I	Flux	LOR
AURAE 1	A439-01-00- WT NT	13W	2700K	400mA	1850 lm	77%
	A439-01-01- WT NT	13W	3000K	400mA	1900 lm	77%
AURAE 2	A439-02-00- WT NT	23,5W	2700K	700mA	3040 lm	77%
	A439-02-01- WT NT	23,5W	3000K	700mA	3120 lm	77%

220 V~ | IP20 | CRI>90 | L80B10 >60.000h

MacAdam Step 2 | INCL | 100°



COLOUR | WT | NT | MATERIAL | AL | PMMA | RAL » 312

COLOURS MAY AFFECT THE LIGHTING PARAMETERS



MORE INFO >>

		P	CCT	I	Flux	LOR
REC	A256-00- ① -0- WT NT PR	39,5W	2700K	400mA	5200 lm	85%
	A256-00- ① -1- WT NT PR	39,5W	3000K	400mA	5625 lm	85%
	A256-00- ① -2- WT NT PR	39,5W	4000K	400mA	5725 lm	85%

220-240 V~ | IP20 | CRI>90 | L80B10 >60.000h



① *OPTIONS

1	No DIM
2	DIM DALI Push



MORE INFO >>

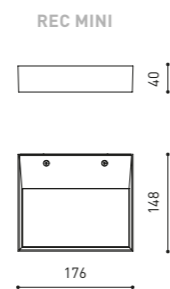
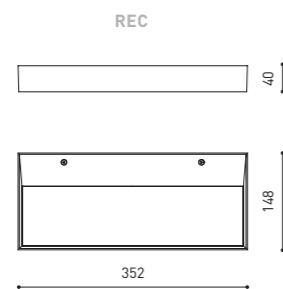
		P	CCT	I	Flux	LOR
REC Mini	A308-00- ① -0- WT NT PR	20W	2700K	700mA	2450 lm	75%
	A308-00- ① -1- WT NT PR	20W	3000K	700mA	2650 lm	75%
	A308-00- ① -2- WT NT PR	20W	4000K	700mA	2700 lm	75%

220-240 V~ | IP20 | CRI>90 | L80B10 >60.000h



① *OPTIONS

1	No DIM
2	DIM DALI
3	DIM Push



COLOUR | WT □ | NT ■ | PR ■ |

MATERIAL | AL | PMMA |

RAL ⓘ » 312

PR: PRIMER COATING FINISHING
COLOURS MAY AFFECT THE LIGHTING PARAMETERS

Ⓜ » 288



MORE INFO >>

		P	CCT	I	Flux	LOR
REC Double	A309-00- ① -0- WT NT PR	29,5W	2700K	900mA	4150 lm	76%
	A309-00- ① -1- WT NT PR	29,5W	3000K	900mA	4500 lm	76%
	A309-00- ① -2- WT NT PR	29,5W	4000K	900mA	4560 lm	76%
REC Double Engine	A309-01- ① -0- WT NT PR	2 x 14,7W	2700K	2 x 450mA	2 x 2075 lm	76%
	A309-01- ① -1- WT NT PR	2 x 14,7W	3000K	2 x 450mA	2 x 2250 lm	76%
	A309-01- ① -2- WT NT PR	2 x 14,7W	4000K	2 x 450mA	2 x 2280 lm	76%

220-240 V~ | IP20 | CRI>90 | L80B10 >60.000h



① *OPTIONS


1	No DIM
2	DIM DALI Push



MORE INFO >>

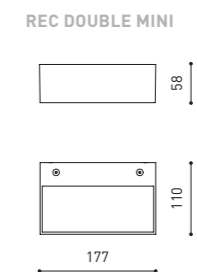
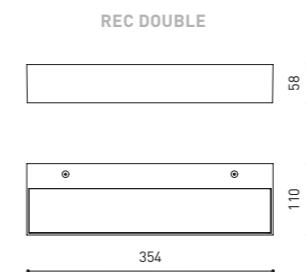
		P	CCT	I	Flux	LOR
REC Double Mini	A310-00- ① -0- WT NT PR	16,5W	2700K	500mA	2300 lm	72%
	A310-00- ① -1- WT NT PR	16,5W	3000K	500mA	2500 lm	72%
	A310-00- ① -2- WT NT PR	16,5W	4000K	500mA	2530 lm	72%

220-240 V~ | IP20 | CRI>90 | L80B10 >60.000h



① *OPTIONS

1	No DIM
2	DIM DALI Push



COLOUR | WT □ | NT ■ | PR ■ |

MATERIAL | AL | PMMA |

RAL ⓘ » 312


PR: PRIMER COATING FINISHING
COLOURS MAY AFFECT THE LIGHTING PARAMETERS

Ⓜ » 288

REC



MORE INFO >>



MORE INFO >>

		P	CCT	I	Flux	LOR
REC Slim	A457-00- 00 -0- WT NT PR	27W	2700K	700mA	3700 lm	86%
	A457-00- 00 -1- WT NT PR	27W	3000K	700mA	3800 lm	86%
	A457-00- 00 -2- WT NT PR	27W	4000K	700mA	4000 lm	86%

220 V~ | IP20 | CRI>90 | L90B10 >60.000h



⊗ *OPTIONS

1	No DIM
2	DIM DALI
3	DIM Push

		CCT	LOR
REC Micro	A461-00-00- WT NT PR	2700K	79%
	A461-00-01- WT NT PR	3000K	79%
	A461-00-02- WT NT PR	4000K	79%

III IP20 | CRI>90 | L90B10 >60.000h

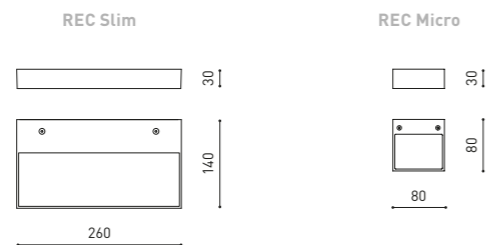


** DRIVER OPTIONS

	P	I	CCT	Flux
0434-00-40 1 to 2 Rec Micro	12,8W	700mA	2700K	1465 lm
			3000K	1560 lm
			4000K	1650 lm
0434-01-43 1 to 3 Rec Micro	12,8W	700mA	2700K	1465 lm
			3000K	1560 lm
			4000K	1650 lm
0434-00-46 1 to 2 Rec Micro	12,8W	700mA	2700K	1465 lm
			3000K	1560 lm
			4000K	1650 lm
0434-01-25 1 to 3 Rec Micro	12,8W	700mA	2700K	1465 lm
			3000K	1560 lm
			4000K	1650 lm

220 V~ | DRIVER MUST BE PLACED ON REMOTE
240 V~ | DIM PHASE CUT & OTHER DIM OPTIONS PLEASE CONSULT

i » 282



COLOUR | WT □ | NT ■ | PR ■ |


MATERIAL | AL | PMMA |

RAL i » 312


PR: PRIMER COATING FINISHING
COLOURS MAY AFFECT THE LIGHTING PARAMETERS

⊗ » 288

DREAM



MORE INFO >>



MORE INFO >>

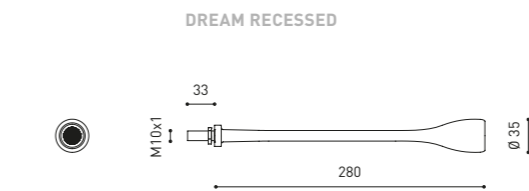
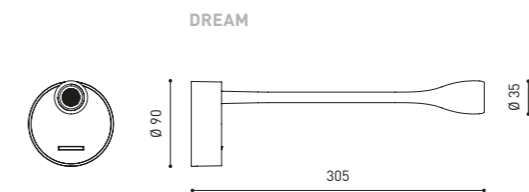
		P	CCT	I	Flux	LOR
DREAM	A279-00-00- W R N	2,1W	2700K	700mA	195 lm	94%
	A279-00-01- W R N	2,1W	3000K	700mA	215 lm	94%

220 V~ | IP20 | CRI>90 | L90B10 >102.000h



		P	CCT	I	Flux	LOR
DREAM Recessed	A279-00-10- W R N	2,1W	2700K	700mA	195 lm	94%
	A279-00-11- W R N	2,1W	3000K	700mA	215 lm	94%

220 V~ | IP20 | CRI>90 | L90B10 >102.000h



COLOUR | W □ | R ■ | N ■ |

MATERIAL | AL | SILICONE |

RAL i » 312

RHINO



MORE INFO >>

		P	CCT	I	Flux	LOR
RHINO	A351-00-10- WT NT	2W	2700K	700mA	190 lm	90%
	A351-00-11- WT NT	2W	3000K	700mA	205 lm	90%
220 V~ IP20 CRI>90 L90B10 >102,000h				MacAdam Step 3	INCL	Ø79
					35°	35°
				CCT	LOR	
RHINO w/o Driver	A351-00-00- WT NT			2700K	90%	
	A351-00-01- WT NT			3000K	90%	



*DRIVER OPTIONS	P	I	CCT	Flux
NO DIM 0434-00-39 1 to 12 Rhino	1W	350mA	2700K	105 lm
			3000K	115 lm
0434-00-40 1 to 12 Rhino	2W	700mA	2700K	190 lm
			3000K	205 lm
0434-00-41 1 to 11 Rhino	3W	1050mA	2700K	255 lm
			3000K	280 lm
0434-01-23 1 to 20 Rhino	1W	350mA	2700K	105 lm
			3000K	115 lm
0434-01-25 1 to 20 Rhino	2W	700mA	2700K	190 lm
			3000K	205 lm
DALI PUSH 0434-01-26 1 to 16 Rhino	3W	1050mA	2700K	255 lm
			3000K	280 lm

220 V~ | DRIVER MUST BE PLACED ON REMOTE

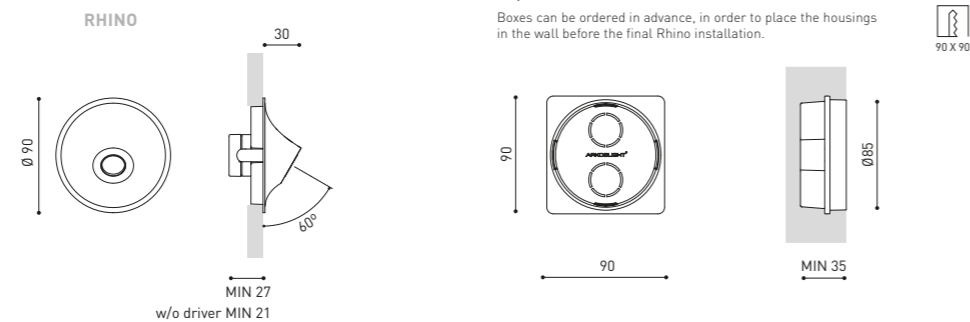
» 282

OPTIONAL ACCESSORY

RHINO Concrete Box Accessory A351-90-00

Only needed when installed in concrete walls.

Boxes can be ordered in advance, in order to place the housings in the wall before the final Rhino installation.



COLOUR | WT □ | NT ■ |

MATERIAL | AL | PC |

RAL ⓘ » 312

» 288

WALLY



MORE INFO >>

		P	CCT	I	Flux	LOR
WALLY	A353-00-10- W N	2,1W	2700K	250mA	260 lm	23%
	A353-00-11- W N	2,1W	3000K	250mA	270 lm	23%
	A353-00-12- W N	2,1W	4000K	250mA	290 lm	23%
220 V~ IP20 CRI>90 L90B10 >55,000h				MacAdam Step 2	INCL	162 X 62
					73°	73°
				CCT	LOR	
WALLY w/o Driver	A353-00-00- W N			2700K	23%	
	A353-00-01- W N			3000K	23%	
	A353-00-02- W N			4000K	23%	



*DRIVER OPTIONS

	P	I	CCT	Flux
NO DIM 0434-01-30 1 to 3 Wally	2,1W	250mA	2700K	260 lm
			3000K	270 lm
			4000K	290 lm
0486-04-35 1 Wally	3W	350mA	2700K	350 lm
			3000K	360 lm
			4000K	390 lm
NO DIM 0434-00-39** 1 to 4 Wally	3W	350mA	2700K	350 lm
			3000K	360 lm
			4000K	390 lm
DALI 0434-01-29** 1 to 3 Wally	2,1W	250mA	2700K	260 lm
			3000K	270 lm
			4000K	290 lm
0434-00-79** 1 to 4 Wally	3W	350mA	2700K	350 lm
			3000K	360 lm
			4000K	390 lm

220 V~ | **DRIVER MUST BE PLACED ON REMOTE

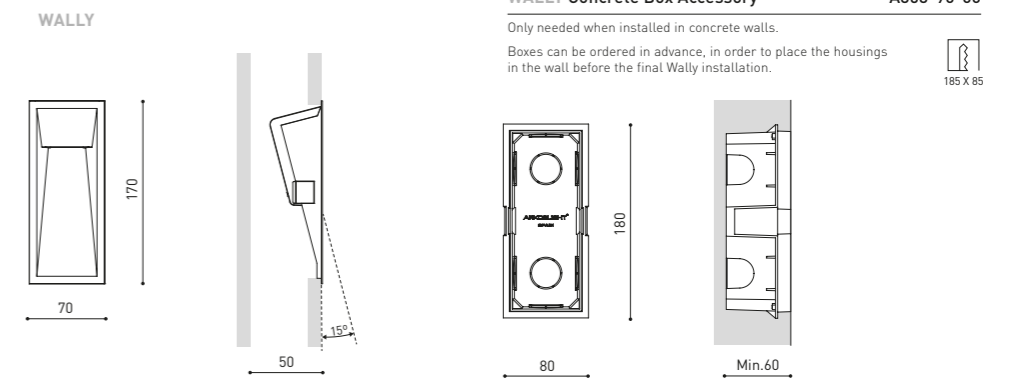
» 282

OPTIONAL ACCESSORY

WALLY Concrete Box Accessory A353-90-00

Only needed when installed in concrete walls.

Boxes can be ordered in advance, in order to place the housings in the wall before the final Wally installation.



COLOUR | W □ | N ■ |

MATERIAL | AL | PC |

RAL ⓘ » 312

COLOURS MAY AFFECT THE LIGHTING PARAMETERS

» 288

MINIMAL TRACK_174
TRACK 48V_186
TRACK 1L_216
TRACK 3L_222

TRACK LIGHTS



24V SYSTEM

MINIMAL TRACK



TRACK LIGHTS

LINE MICRO 24V
—
250 / 500 / 1000
2 / 5 / 9 W
2700 / 3000 K
330 - 1500 Lm
113° BEAM
70% LOR

BLACK FOSTER
MICRO 24V
7W
2700 / 3000 / 4000 K
775 - 850 Lm
37° BEAM
87% LOR

TOP MICRO 24V
2,1W
2700 / 3000 K
190 / 210 Lm
19 / 38° BEAM
90 / 92 % LOR

IO MICRO 24V
4,7W
2700 / 3000 / 4000 K
500 - 570 Lm
20 / 40 / 54° BEAM
86 / 88 % LOR

SIX XS 24V
3,5W
2700 / 3000 / 4000 K
400 - 450 Lm
17 / 23 / 34° BEAM
86 - 90 % LOR

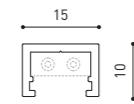
ALASKA 24V
3,5W
2700 / 3000 K
390 / 410 Lm
21° BEAM
30% LOR

FIT 24V
—
FIT 20 / FIT 27
2,1 / 4,5 W
2700 / 3000 K
127 - 560 Lm
12 - 54° BEAM
81 - 88 % LOR

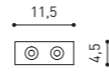
PLUS MICRO 24V
4,7 W
2700 / 3000 / 4000 K
500 - 570 Lm
10 - 35° BEAM
10 - 17 % LOR

STICK 22 24V
4,5 W
2700 / 3000 K
440 / 470 Lm
18 / 31 / 42° BEAM
82 - 84 % LOR

24V SYSTEM MINIMAL TRACK



MINIMAL TRACK 24V Profile 2m A384-02-00- | N | WT |

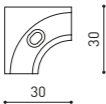


MINIMAL TRACK 24V Rubber Cable n x 1m A384-00-01- | N |

n = Total length of System.

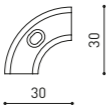
24 V | Max. 4A

MINIMAL TRACK 24V Corner 90° 1 Plane A384-00-02- | N | WT |



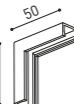
Cable length = 35mm.

MINIMAL TRACK 24V Corner 90° 1 Plane Rounded A384-00-03- | N | WT |



Cable length = 35mm.

MINIMAL TRACK 24V Corner 90° 2 Planes A384-00-04- | N | WT |

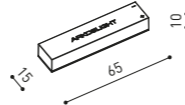


Cable length = 100mm.

MINIMAL TRACK 24V End Cap A384-00-05- | N | WT |



MINIMAL TRACK 24V Connection Box A384-00-06- | N | WT |



	P	V	D (A x B x C)	
MINIMAL TRACK 24V Power Supply Box	A384-00-07- NT WT	40W	24V	280 x 30 x 24mm
	A384-00-08- NT WT	100W	24V	280 x 30 x 24mm

220 V~ | 240 V~ | Included ON/OFF 24Vdc Power Supply.

	P	V	D (A x B x C)	
MINIMAL TRACK 24V Remote Power Supply	0434-01-37	60W	24V	180 x 52 x 30mm
	0433-10-22	100W	24V	295 x 43 x 30mm

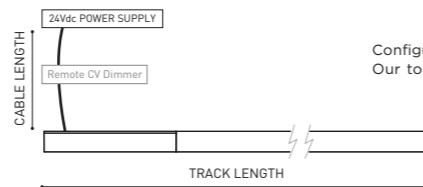
220 V~ | 240 V~ | NO DIM | i » 282

				D (A x B x C)
MINIMAL TRACK 24V Remote Constant Voltage Dimmer	0433-01-32	DALI / Push	24V	181 x 42 x 20mm
	0433-01-33	CASAMBI	24V	172 x 42 x 20mm
	0434-01-64	WIFI	24V	105 x 44 x 23mm

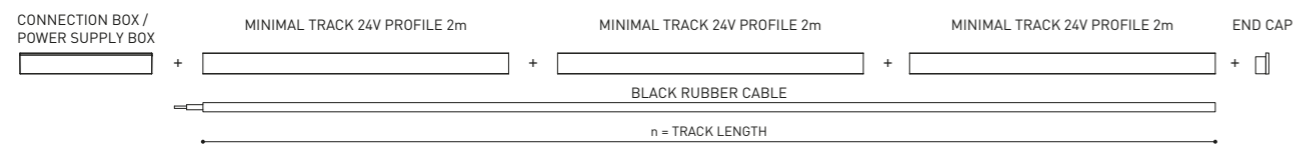
24 V | OTHER DIM OPTIONS PLEASE CONSULT | (()) » 288

DROP VOLTAGE TABLE

POWER [W]	CABLE SECTION [mm ²]	CABLE LENGTH (m)			
		<5	<10	<20	<30
40	0,75	30	30	30	30
	1,5	30	30	30	30
60	0,75	30	30	20	10
	1,5	30	30	30	20
100	0,75	20	10	X	X
	1,5	20	20	10	X

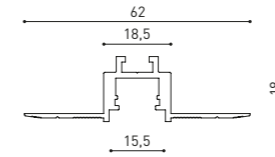



PRODUCT CONFIGURATOR
Configure your own custom product layout. Our tool will calculate the required drivers and accessories.



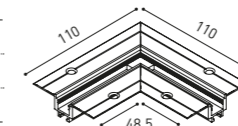
COLOUR | N ■ | NT ■ | WT □ |

RAL (i) » 312



MINIMAL TRACK 24V Trimless Profile 2m A467-02-00- | N |

MINIMAL TRACK 24V Trimless Corner 90° 1 Plane A467-00-02- | N |

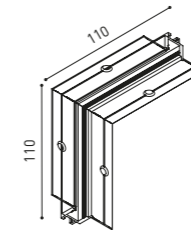


Cable length = 140mm.

MINIMAL TRACK 24V Trimless Corner 90° 1 Plane Connector A467-00-03- | N |



MINIMAL TRACK 24V Trimless Corner 90° 2 Planes A467-00-04- | N |



Cable length = 200mm.

	P	V	D (A x B x C)	
MINIMAL TRACK 24V Remote Power Supply	0434-01-37	60W	24V	180 x 52 x 30mm
	0433-10-22	100W	24V	295 x 43 x 30mm

220 V~ | 240 V~ | NO DIM | i » 282

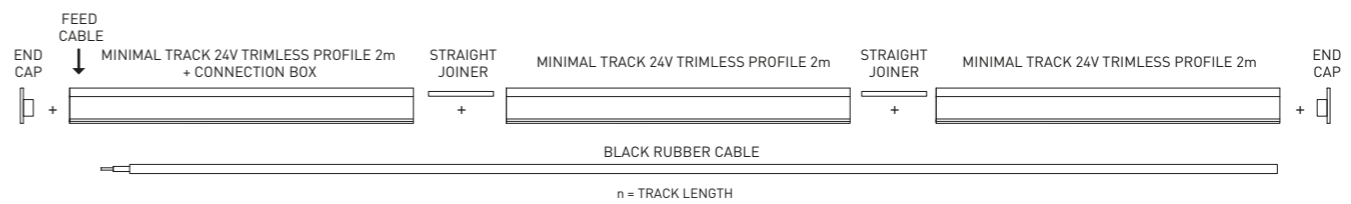
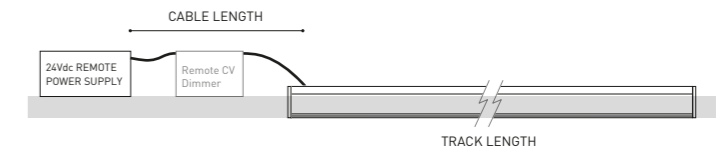
				D (A x B x C)
MINIMAL TRACK 24V Remote Constant Voltage Dimmer	0433-01-32	DALI / Push	24V	181 x 42 x 20mm
	0433-01-33	CASAMBI	24V	172 x 42 x 20mm
	0434-01-64	WIFI	24V	105 x 44 x 23mm

24 V | OTHER DIM OPTIONS PLEASE CONSULT | (()) » 288

DROP VOLTAGE TABLE

POWER [W]	CABLE SECTION [mm ²]	CABLE LENGTH (m)			
		<5	<10	<20	<30
60	0,75	30	30	20	10
	1,5	30	30	30	20
100	0,75	20	10	X	X
	1,5	20	20	10	X

Reduce 5 meters per each 'Corner 90° 1 Plane CONNECTOR' used.



COLOUR | N ■ |

RAL (i) » 312

TRACK LIGHTS

24V SYSTEM
MINIMAL TRACK



PRODUCT CONFIGURATOR

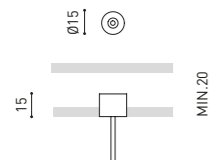
Configure your own custom product layout. Our tool will calculate the required drivers and accessories.

OPTIONAL ACCESSORIES

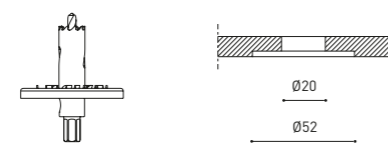
WIRE TRIMLESS Accessories

Coaxial Trimless A023-00-03- | W | N |

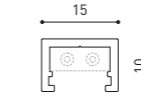

FASTENERS NOT AVAILABLE.



TRIMLESS TOOL D20 X D52mm A478-00-01



COAXIAL TRIMLESS



MINIMAL TRACK 24V Suspension

Profile 2m

A384-02-00- | N | WT |

Profile 2m Initial feed kit

A400-02-10- | N | WT |

Profile 2m Middle feed kit*

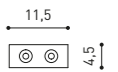
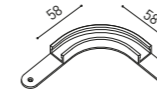
A400-02-20- | N | WT |

* Unidirectional Middle Feed.

MINIMAL TRACK 24V Suspension Corner 90°

A400-00-03- | N | WT |

Cable length = 85mm.



MINIMAL TRACK 24V Suspension

Rubber Cable n x 1m

A400-00-01- | N |

n = Total length of System.

24 V | Max. 4A

MINIMAL TRACK 24V Suspension Straight Joiner

A400-00-02- | N | WT |

MINIMAL TRACK 24V Suspension Kit

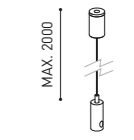
A400-02-04- | N | WT |

Max distance between suspension kits = 100 cm.

MINIMAL TRACK 24V Suspension End Caps

A400-00-05- | N | WT |

Two End Caps Included.

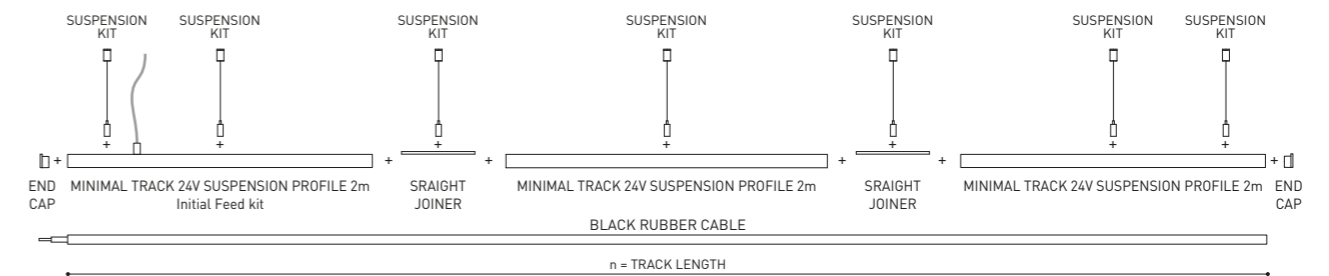
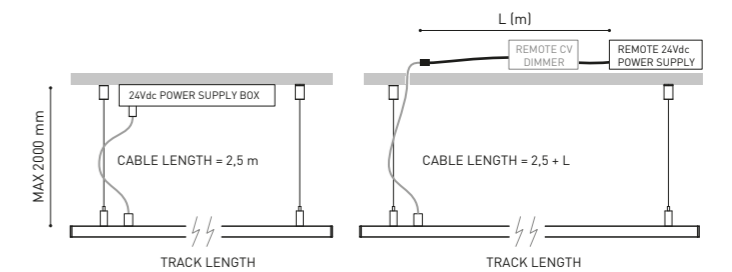


	P	V	D (A x B x C)
MINIMAL TRACK 24V Suspension Power Supply Box	A400-00-06- NT WT	40W	280 x 30 x 36mm
	A400-00-07- NT WT	100W	280 x 30 x 36mm
MINIMAL TRACK 24V Remote Power Supply	0434-01-37	60W	180 x 52 x 30mm
	0433-10-22	100W	295 x 43 x 30mm
MINIMAL TRACK 24V Remote Constant Voltage Dimmer	0433-01-32	DALI / Push	181 x 42 x 20mm
	0433-01-33	CASAMBI	172 x 42 x 20mm
	0434-01-64	WIFI	105 x 44 x 23mm

24 V | OTHER DIM OPTIONS PLEASE CONSULT

DROP VOLTAGE TABLE

POWER [W]	CABLE SECTION [mm ²]	CABLE LENGTH (m)			
		<5	<10	<20	<30
40	0,75	30	30	30	30
	1,5	30	30	30	30
60	0,75	30	30	20	10
	1,5	30	30	30	20
100	0,75	20	10	X	X
	1,5	20	20	10	X



COLOUR | N ■ | NT ■ | WT □ |

RAL ⓘ » 312

BLACK FOSTER MICRO 24V



Extended Family

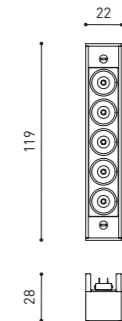
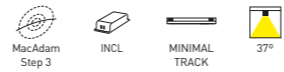
- Black Foster Micro_P10
- Black Foster Suspension_P133
- Black Foster_P12
- Black Foster 48V_P207
- Black Foster Surface_P104
- Black Foster Custom_P242

MORE INFO >>



		P	CCT	I	Flux	LOR
BLACK FOSTER Micro 24V 5	A415-20-10- N	7W	2700K	500mA	775 lm	87%
	A415-20-11- N	7W	3000K	500mA	800 lm	87%
	A415-20-12- N	7W	4000K	500mA	850 lm	87%

24 V | IP20 | CRI>90 | L90B10 >60.000h



BLACK FOSTER MICRO 24V 5 NOT VALID FOR MINIMAL TRACK 24V TRIMLESS



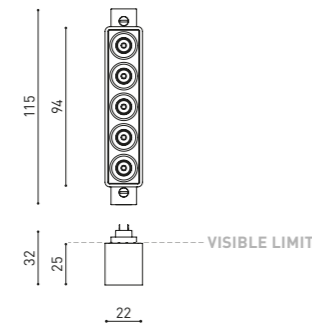
BLACK FOSTER MICRO 24V

MORE INFO >>



		P	CCT	I	Flux	LOR
BLACK FOSTER Micro 24V Surface 5	A468-20-10- NT WT	7W	2700K	500mA	775 lm	87%
	A468-20-11- NT WT	7W	3000K	500mA	800 lm	87%
	A468-20-12- NT WT	7W	4000K	500mA	850 lm	87%

24 V | IP20 | CRI>90 | L90B10 >60.000h



FINISHING	Body	Lampshade
NT	NT ■ N ■	
WT	WT □ N ■	

COLOUR | N ■ |

MATERIAL | AL | ABS+PC |

RAL ⓘ » 312

COLOUR | NT ■ | WT □ |

MATERIAL | AL | ABS+PC |

Ⓜ » 288

ALASKA 24V



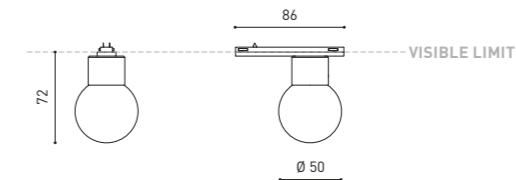
- Alaska Trimless_P.60
- Alaska_P.130
- Alaska Fancy Shape_P.238

MORE INFO >>



		P	CCT	I	Flux	LOR
ALASKA 24V	A385-00-00- N	3,5W	2700K	400mA	390 lm	30%
	A385-00-01- N	3,5W	3000K	400mA	410 lm	30%

24 V | IP20 | CRI>90 | L90B10 >55.000h



TOP MICRO 24V

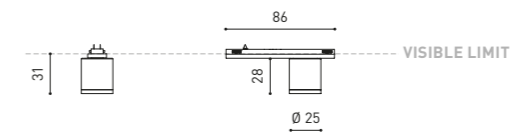
- Magnetic 24V Top Micro_P.94
- Top_P.114
- Extended Family
- Top 48V_P.210
- Top Fancy Shape_P.236

MORE INFO >>



		P	CCT	BEAM	I	Flux	LOR
TOP Micro 24V	A383-00-10- WT NT	2,1W	2700K	19°	700mA	190 lm	90%
	A383-00-11- WT NT	2,1W	3000K	19°	700mA	210 lm	90%
	A383-00-20- WT NT	2,1W	2700K	38°	700mA	190 lm	92%
	A383-00-21- WT NT	2,1W	3000K	38°	700mA	210 lm	92%

24 V | IP20 | CRI>90 | L90B10 >102.000h



COLOUR | N ■ |

MATERIAL | AL | OPTICAL GLASS |

RAL ⓘ » 312

COLOUR | WT □ | NT ■ |

MATERIAL | AL | PC |

Ⓜ » 288

24V SYSTEM PLUS MICRO 24V



Magnetic 24V Plus Micro_P.94
Plus Recessed_P.101
Plus 48V_P.201

Extended Family
Plus Mini 1L_P.221
Plus_P.229
Black Foster Plus Mini_P.246

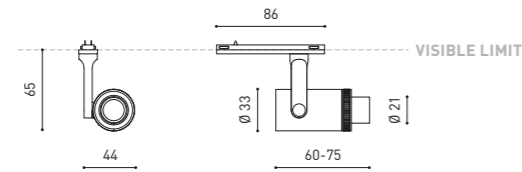
MORE INFO >>



	P	CCT	BEAM	I	Flux	LOR	
PLUS Micro 24V	A388-00-00- WT NT	4,7W	2700K	10°-35°	400mA	500 lm	10-17%
	A388-00-01- WT NT	4,7W	3000K	10°-35°	400mA	520 lm	10-17%
	A388-00-02- WT NT	4,7W	4000K	10°-35°	400mA	570 lm	10-17%

24 V | III | IP20 | CRI>90 | L80B10 >60.000h

MacAdam Step 3 INCL MINIMAL TRACK 355° 180° 10-35°



SIX XS 24V

Magnetic 24V Six XS_P.95
Six Recessed_P.97

Extended Family
Six 48V_P.194
Six_P.226
Black Foster Six_P.246

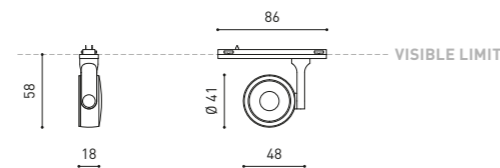
MORE INFO >>



	P	CCT	BEAM	I	Flux	LOR	
SIX XS 24V	A389-00-10- WT NT	3,5W	2700K	17°	400mA	400 lm	90%
	A389-00-11- WT NT	3,5W	3000K	17°	400mA	420 lm	90%
	A389-00-12- WT NT	3,5W	4000K	17°	400mA	450 lm	90%
	A389-00-20- WT NT	3,5W	2700K	23°	400mA	400 lm	86%
	A389-00-21- WT NT	3,5W	3000K	23°	400mA	420 lm	86%
	A389-00-22- WT NT	3,5W	4000K	23°	400mA	450 lm	86%
	A389-00-30- WT NT	3,5W	2700K	34°	400mA	400 lm	88%
	A389-00-31- WT NT	3,5W	3000K	34°	400mA	420 lm	88%
	A389-00-32- WT NT	3,5W	4000K	34°	400mA	450 lm	88%

24 V | III | IP20 | CRI>90 | L90B10 >55.000h

MacAdam Step 2 INCL MINIMAL TRACK 355° 310° 17° / 23° / 34°



OPTIONAL

SIX High Chromatic LED ⓘ » 281

NOT SOLD SEPARATELY | AFFECTS THE LIGHTING PARAMETERS

COLOUR | WT □ | NT ■ | MATERIAL | AL | OPTICAL PMMA | RAL ⓘ » 312

COLOUR | WT □ | NT ■ | MATERIAL | AL | PC | ⓘ » 288

24V SYSTEM LINE MICRO 24V



Extended Family
Line Suspension_P.154
Line 48V_P.209

MORE INFO >>




LINE MICRO 24V NOT VALID FOR MINIMAL TRACK 24V TRIMLESS | COLOURS MAY AFFECT THE LIGHTING PARAMETERS

	P	CCT	I	Flux	LOR	
LINE Micro 250 24V	A395-00-00- N WT	2W	2700K	400mA	330 lm	70%
	A395-00-01- N WT	2W	3000K	400mA	340 lm	70%
LINE Micro 500 24V	A395-10-00- N WT	5W	2700K	400mA	820 lm	70%
	A395-10-01- N WT	5W	3000K	400mA	840 lm	70%
LINE Micro 1000 24V	A395-20-00- N WT	9W	2700K	700mA	1430 lm	70%
	A395-20-01- N WT	9W	3000K	700mA	1500 lm	70%

24 V | III | IP20 | CRI>90 | L80B10 >60.000h

MacAdam Step 2 INCL MINIMAL TRACK 113°



iO MICRO 24V

Magnetic 24V iO Micro_P.93
iO surface_P.126

Extended Family
iO 48V_P.202
iO_P.220

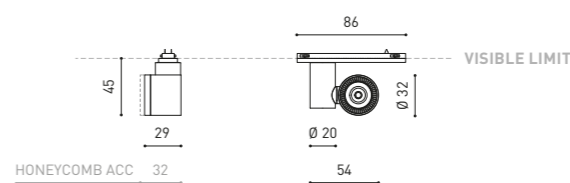
MORE INFO >>



	P	CCT	BEAM	I	Flux	LOR	
iO Micro 24V	A387-00-10- WT NT	4,7W	2700K	20°	400mA	500 lm	88%
	A387-00-11- WT NT	4,7W	3000K	20°	400mA	520 lm	88%
	A387-00-12- WT NT	4,7W	4000K	20°	400mA	570 lm	88%
	A387-00-20- WT NT	4,7W	2700K	40°	400mA	500 lm	86%
	A387-00-21- WT NT	4,7W	3000K	40°	400mA	520 lm	86%
	A387-00-22- WT NT	4,7W	4000K	40°	400mA	570 lm	86%
	A387-00-30- WT NT	4,7W	2700K	54°	400mA	500 lm	86%
	A387-00-31- WT NT	4,7W	3000K	54°	400mA	520 lm	86%
	A387-00-32- WT NT	4,7W	4000K	54°	400mA	570 lm	86%

24 V | III | IP20 | CRI>90 | L80B10 >60.000h

MacAdam Step 3 INCL MINIMAL TRACK 355° 155° 20° / 40° / 54°



OPTIONAL ACCESSORIES

NOT SOLD SEPARATELY | AFFECTS THE LIGHTING PARAMETERS

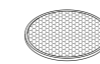
iO Micro 24V Beam Mixer Diffuser
A387-00-00



iO Micro 24V Anti-glare

Honeycomb Louver

A387-00-01- | WT | NT |



COLOUR | N ■ | WT □ | MATERIAL | AL | PC | RAL ⓘ » 312

COLOUR | WT □ | NT ■ | MATERIAL | AL | PC | ⓘ » 288

24V SYSTEM
FIT 24V



Magnetic 24V Fit_P.92
Fit Recessed_P.100

Fit Surface_P.124
Fit 48V_P.197
Fit 65 1L_P.221

Extended Family
Fit_P.228
Black Foster Fit 35_P.246
Black Foster Fit 27_P.249

MORE INFO >>



		P	CCT	BEAM	I	Flux	LOR
FIT 20 24V	A386-00-10- WT NT G	2,1W	2700K	12°	700mA	127 lm	87%
	A386-00-11- WT NT G	2,1W	3000K	12°	700mA	150 lm	87%
	A386-00-20- WT NT G	2,1W	2700K	30°	700mA	127 lm	88%
	A386-00-21- WT NT G	2,1W	3000K	30°	700mA	150 lm	88%
	A386-00-30- WT NT G	2,1W	2700K	54°	700mA	127 lm	81%
	A386-00-31- WT NT G	2,1W	3000K	54°	700mA	150 lm	81%

24 V | III | IP20 | CRI>90 | L80B10 > 50.000h

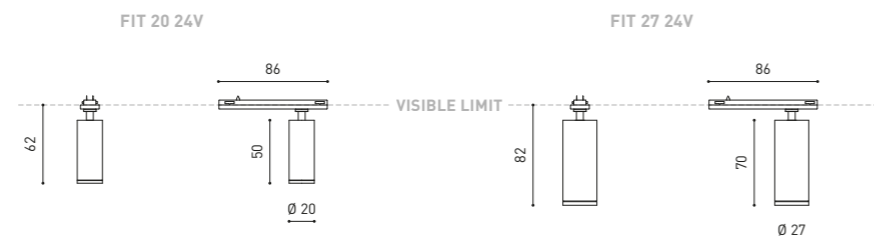


MORE INFO >>



		P	CCT	BEAM	I	Flux	LOR
FIT 27 24V 1	A399-00-10- WT NT G	4,5W	2700K	18°	400mA	440 lm	84%
	A399-00-11- WT NT G	4,5W	3000K	18°	400mA	470 lm	84%
	A399-00-20- WT NT G	4,5W	2700K	31°	400mA	440 lm	82%
	A399-00-21- WT NT G	4,5W	3000K	31°	400mA	470 lm	82%
	A399-00-30- WT NT G	4,5W	2700K	42°	400mA	440 lm	84%
	A399-00-31- WT NT G	4,5W	3000K	42°	400mA	470 lm	84%
FIT 27 24V 2	A399-10-10- WT NT G	5,5W	2700K	18°	500mA	520 lm	84%
	A399-10-11- WT NT G	5,5W	3000K	18°	500mA	560 lm	84%
	A399-10-20- WT NT G	5,5W	2700K	31°	500mA	520 lm	82%
	A399-10-21- WT NT G	5,5W	3000K	31°	500mA	560 lm	82%
	A399-10-30- WT NT G	5,5W	2700K	42°	500mA	520 lm	84%
	A399-10-31- WT NT G	5,5W	3000K	42°	500mA	560 lm	84%

24 V | III | IP20 | CRI>90 | L90B10 > 108.000h



COLOUR | WT □ | NT ■ | G ■ | MATERIAL | AL | PC | RAL ⓘ » 312

» 288

STICK 22 24V



Extended Family
Stick_P.142
Stick 48V_P.214
Stick Fancy Shape_P.237

MORE INFO >>



		P	CCT	Beam	I	Flux	LOR
STICK 22 24V	A410-01-10- WT NT MG	4,5W	2700K	18°	400mA	440 lm	84%
	A410-01-11- WT NT MG	4,5W	3000K	18°	400mA	470 lm	84%
	A410-01-20- WT NT MG	4,5W	2700K	31°	400mA	440 lm	82%
	A410-01-21- WT NT MG	4,5W	3000K	31°	400mA	470 lm	82%
	A410-01-30- WT NT MG	4,5W	2700K	42°	400mA	440 lm	84%
	A410-01-31- WT NT MG	4,5W	3000K	42°	400mA	470 lm	84%

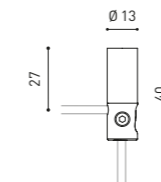
24 V | III | IP20 | CRI>90 | L90B10 > 108.000h



OPTIONAL ACCESSORY

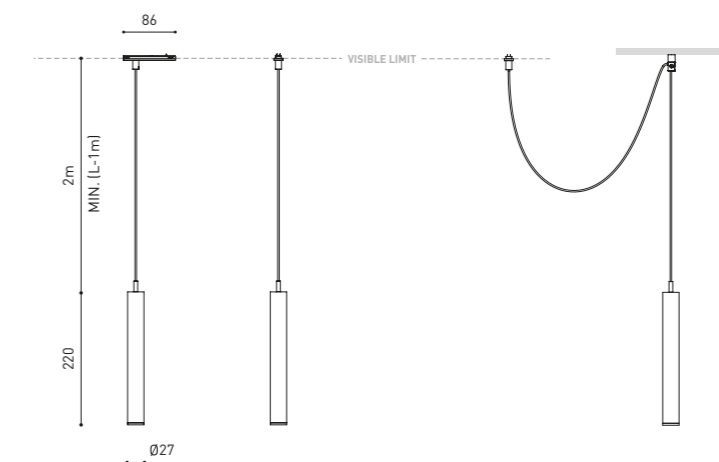
CORD Accessory

0223-00-00- | N |



STICK 22 24V

STICK 22 24V + CORD ACCESSORY



COLOUR | WT □ | NT ■ | MG ■ | N ■ | MATERIAL | AL | ABS+PC | RAL ⓘ » 312

» 288

48V SYSTEM
TRACK 48V



LINE 48V
—
500 / 1000 / 2000

10,5 / 21 / 42 W
2700 / 3000 / 4000 K
1500 - 6600 Lm
98° BEAM
43% LOR

BLACK FOSTER MICRO 48V
—
5 / 10

7 / 14 W
2700 / 3000 / 4000 K
775 - 1700 Lm
37° BEAM
87% LOR

BLACK FOSTER 48V TILT 5
—

10,5 W
2700 / 3000 / 4000 K
950 / 1050 / 1250 Lm
19 / 38° BEAM
90 - 92 % LOR

WIZ 48V

12,4 W
2700 / 3000 / 4000 K
1470 / 1530 / 1550 Lm
38° BEAM
86 % LOR

COCO 48V

6 - 8,7 W
2700 - 5000 K
750 - 1340 Lm
12 - 54° BEAM
66 - 89 % LOR

PLUS 48V
—
PLUS MINI / PLUS

6,5 / 18 W
2700 / 3000 / 4000 K
630 - 2030 Lm
10 - 41° / 12 - 51° BEAM
20 - 40 % LOR

FLIP 48V

6 W
2700 / 3000 / 4000 K
640 / 670 / 720 Lm
18 / 40° BEAM
89 % LOR

TOP 48V
—
TOP MINI / TOP

6,5 W
2700 / 3000 K
610 / 640 Lm
20 / 30 / 56° BEAM
86 - 92 % LOR

iO 48V

4,5 W
2700 / 3000 K
485 / 505 Lm
20 / 30 / 56° BEAM
86 - 92 % LOR

FIT 48V
—
20 / 35 / 50

2,1 - 12 W
2700 / 3000 / 4000 K
127 - 1260 Lm
12 - 54° BEAM
79 - 88 % LOR

SIX 48V
—
XS / S / M / L

4,5 - 24,5 W
2700 / 3000 / 4000 K
470 - 3000 Lm
17 - 38° BEAM
84 - 93 % LOR

ZEN TUBE 48V

12 / 17 / 23 W
2700 / 3000 K
1580 - 3190 Lm
16 / 24 / 42° BEAM
90% LOR

SPIN 48V

6,5 W
2700 / 3000 K
600 / 630 Lm
24 / 40° BEAM
84 / 86 % LOR

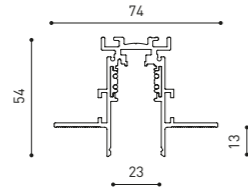

HOLLY 48V

2,1 W
2700 / 3000 K
190 / 210 Lm
19 / 38° BEAM
90 / 92 % LOR

STICK 48V
—
22 / 44 / 66

5,6 W
2700 / 3000 K
530 / 570 Lm
18 / 31 / 42° BEAM
82 - 84 % LOR

TRACK 48V



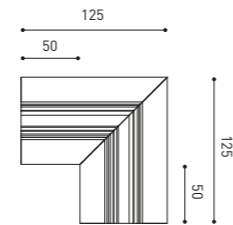
TRACK 48V TRIMLESS

TRACK 48V TRIMLESS 1m	A338-01-00- N WT
TRACK 48V TRIMLESS 2m	A338-02-00- N WT
TRACK 48V TRIMLESS 3m	A338-03-00- N WT
TRACK 48V TRIMLESS Corner 90° One Plane	A338-06-00- N WT
TRACK 48V TRIMLESS Corner 90° Two Planes	A338-07-00- N WT

PLASTERBOARD CEILING, MANDATORY THICKNESS 12,5mm.
RECOMMENDED FOR INSTALLATIONS WHERE THE PROFILE CAN BE
INSTALLED BEFORE THE FALSE PLASTERBOARD CEILING.

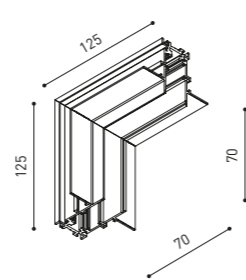


TRACK 48V TRIMLESS Corner 90° One Plane

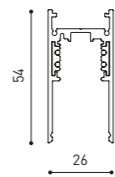


*Electrical connection not included

TRACK 48V TRIMLESS Corner 90° Two Planes



*Electrical connection not included

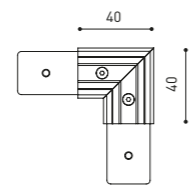


TRACK 48V SURFACE

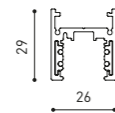
TRACK 48V SURFACE 1m	A338-11-00- NT WT
TRACK 48V SURFACE 2m	A338-12-00- NT WT
TRACK 48V SURFACE 3m	A338-13-00- NT WT
TRACK 48V SURFACE Corner 90° One Plane	A338-14-00- NT WT



TRACK 48V SURFACE Corner 90° One Plane



Electrical connection not included
Straight joiner included

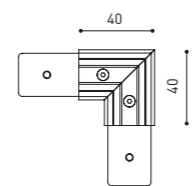


TRACK 48V SURFACE SHORT

TRACK 48V SURFACE SHORT 1m	A338-21-00- NT WT
TRACK 48V SURFACE SHORT 2m	A338-22-00- NT WT
TRACK 48V SURFACE SHORT 3m	A338-23-00- NT WT
TRACK 48V SURFACE SHORT Corner 90° One Plane	A338-24-00- NT WT



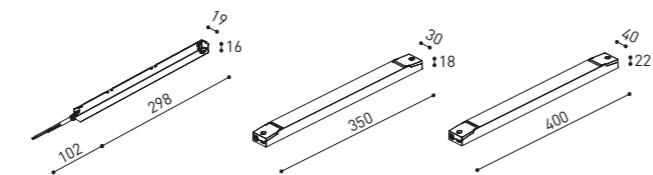
TRACK 48V SURFACE SHORT Corner 90° One Plane



Electrical connection not included
Straight joiner included

	P	V	D [A x B x C]
CONSTANT VOLTAGE LED POWER SUPPLY	0434-01-61* N W	100W 48V	298 x 19 x 16mm
	0434-01-62	150W 48V	350 x 30 x 18mm
	0434-01-80	250W 48V	400 x 40 x 22mm

220 V~ | *To be installed inside the track.

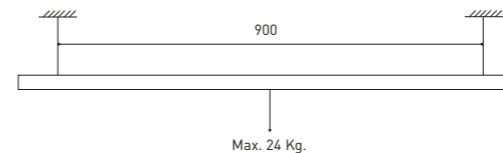


TRACK LIGHTS



PRODUCT CONFIGURATOR

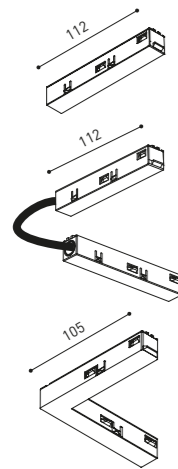
Configure your own custom product layout. Our tool will calculate the required drivers and accessories.



DROP VOLTAGE TABLE

POWER (W)	CABLE SECTION (mm ²)	CABLE LENGTH (m)			
		5	10	20	30
100	0,75	50	50	X	X
	1,5	50	50	40	25
150	0,75	40	15	X	X
	1,5	50	40	20	X
250	0,75	20	X	X	X
	1,5	35	20	X	X

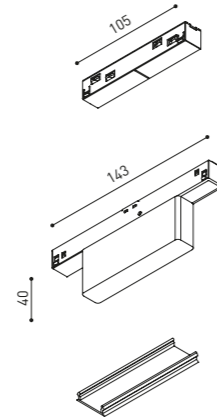
ALL 48V TRACKS



Live-End Connector 48V
A338-00-01- | N | W |

Corner Connector 48V
A338-00-12- | N | W |

Corner 90° Connector One Plane 48V
A338-00-24- | N | W |
*Not suitable for trimless version

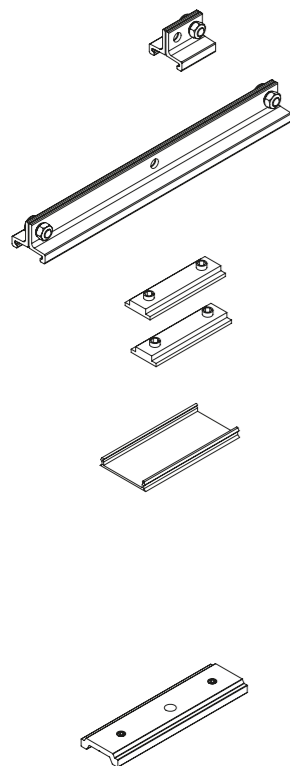


Central Connector 48V
A338-00-02- | N | W |

Wireless Control 48V
0434-01-31- | N | W | Casambi

Cover Gap 1m 48V
A338-00-30- | N | W |

TRIMLESS 48V



Trimless Short T-Bracket 48V
A338-00-03

Trimless Long T-Bracket 48V
A338-00-04

Trimless Straight Joiners (2 units) 48V
A338-00-05- | N | WT |

Trimless Plaster Installation Guard 1m 48V
A338-00-21

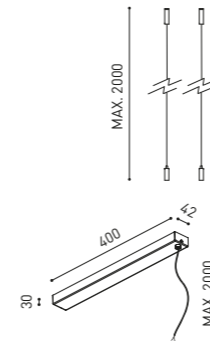
SURFACE, SUSPENSION, SURFACE SHORT & SUSPENSION SHORT 48V

Surface Straight Joiner 48V
A338-00-11

COLOUR | N ■ | W □ | NT ■ | WT □ |

RAL ⓘ » 312

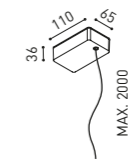
SUSPENSION & SUSPENSION SHORT 48V



SURFACE Suspension Kit (2 units) 48V
A338-00-15- | NT | WT |

Wired Power Supply Case 48V
A338-00-25- | NT | WT | 150W NO DIM
A338-00-26- | NT | WT | 150W DIM

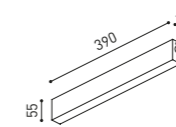
220 V~
240 V~
INCL



Surface Suspension Feed Kit 48V
A338-00-16- | N | W | NO DIM
A338-00-17- | N | W | DIM
*For remote power supply

A338-00-27- | N | W | NO DIM
A338-00-28- | N | W | DIM
*For power supply inside the track

SURFACE & SURFACE SHORT 48V



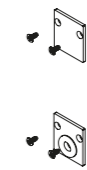
Power Supply Case 48V
A338-00-29- | NT | WT | 150W
220 V~
240 V~
INCL
*To be installed aside 48V Surface Tracks

TRIMLESS, SURFACE & SUSPENSION SHORT 48V



End 48V
A338-00-06- | NT | WT |


End Feed 48V
A338-00-07- | NT | WT |




Short End 48V
A338-00-18- | NT | WT |

Short End Feed 48V
A338-00-19- | NT | WT |


MAINS TRIMLESS



MAINS THICK TRIMLESS



STEEL CABLE TRIMLESS

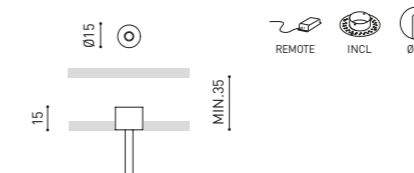


WIRE TRIMLESS ACCESSORIES

FEED

Mains Trimless*
A023-00-01- | W | N | NO DIM

Mains Thick Trimless*
A023-00-02- | W | N | DIM

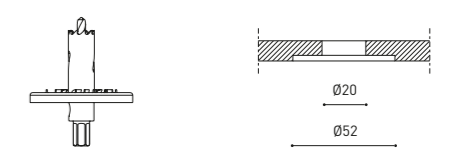


FASTENING

Steel Cable Trimless*
A023-00-05- | W | N |



TRIMLESS TOOL D20 X D52mm A478-00-01



COLOUR | N ■ | W □ | NT ■ | WT □ |

RAL ⓘ » 312

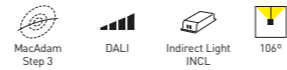
* AS MANY PIECES AS NEEDED ACCORDING TO YOUR PRODUCT

48V SYSTEM
TRACK 48V

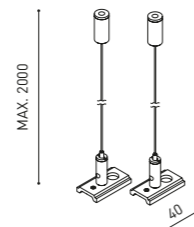
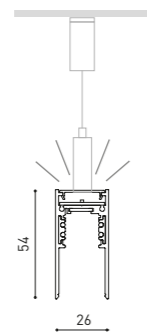


		P	CCT	Flux	LOR	L
TRACK 48V + IND. LIGHT 1400	A466-01-20- NT WT	18,3W	2700K	2320lm	70%	1402mm
	A466-01-21- NT WT	18,3W	3000K	2380lm	70%	1402mm
	A466-01-22- NT WT	18,3W	4000K	2585lm	70%	1402mm
TRACK 48V + IND. LIGHT 2800	A466-02-20- NT WT	39,2W	2700K	5210lm	70%	2802mm
	A466-02-21- NT WT	39,2W	3000K	5360lm	70%	2802mm
	A466-02-22- NT WT	39,2W	4000K	5820lm	70%	2802mm

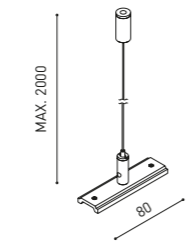
48V | III | IP20 | CRI>90 | L90B5 >50.000h



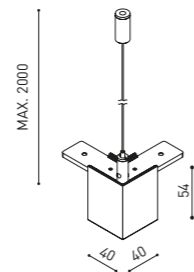
TRACK 48V + INDIRECT LIGHT
1400 / 2800



Indirect Light Suspension kit 48V (2 units)
A466-00-03- | NT | WT |



Suspension straight joiner kit 48V
A466-00-04- | NT | WT |

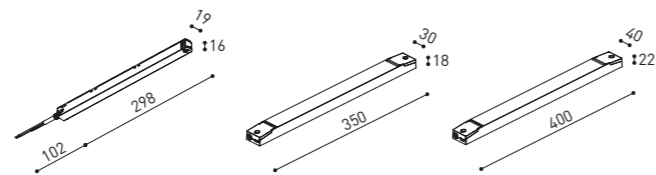


Suspension 90° Corner joiner kit 48V
A466-00-05- | NT | WT |

P V D (A x B x C)

CONSTANT VOLTAGE LED POWER SUPPLY		P	V	D (A x B x C)
0434-01-61* N W	100W	48V	298 x 19 x 16mm	
0434-01-62	150W	48V	350 x 30 x 18mm	
0434-01-80	250W	48V	400 x 40 x 22mm	

220 V~ 240 V~ *To be installed inside the track. ⓘ » 282



PRODUCT CONFIGURATOR

Configure your own custom product layout. Our tool will calculate the required drivers and accessories.

DROP VOLTAGE TABLE

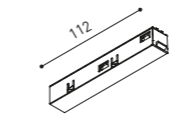
POWER (W)	CABLE SECTION (mm ²)	CABLE LENGTH (m)			
		5	10	20	30
100	0,75	50	50	X	X
	1,5	50	50	40	25
150	0,75	40	15	X	X
	1,5	50	40	20	X
250	0,75	20	X	X	X
	1,5	35	20	X	X

For calculations, you must consider indirect light power.

COLOUR | WT □ | NT ■ | W □ | N ■ | MATERIAL | AL | PC |

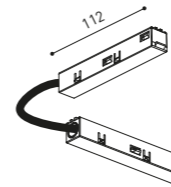
RAL ⓘ » 312

Ⓜ » 288



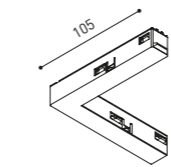
Live-End Connector 48V

A338-00-01- | N | W |



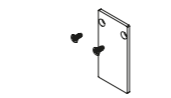
L-JOINT Connector 48V

A338-00-12- | N | W |



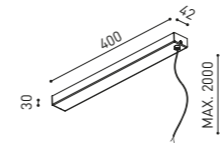
Corner 90° Connector One Plane 48V

A338-00-24- | N | W |



End 48V

A338-00-06- | NT | WT |

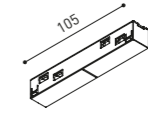


Wired Power Supply Case 48V

A338-00-25- | NT | WT | 150W NO DIM

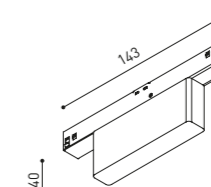
A338-00-26- | NT | WT | 150W DIM

220 V~ 240 V~ INCL



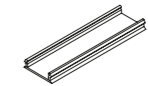
Central Connector 48V

A338-00-02- | N | W |




Wireless Control 48V

0434-01-31- | N | W | Casambi



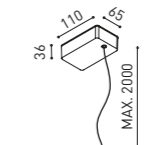
Cover Gap 1m 48V

A338-00-30- | N | W |



End Feed 48V

A338-00-07- | NT | WT |



Suspension Feed Kit

A338-00-16- | N | W | NO DIM

A338-00-17- | N | W | DIM


For remote power supply

A338-00-27- | N | W | NO DIM


A338-00-28- | N | W | DIM

For power supply inside the track


MAINS TRIMLESS



MAINS THICK TRIMLESS



STEEL CABLE TRIMLESS



WIRE TRIMLESS ACCESSORIES

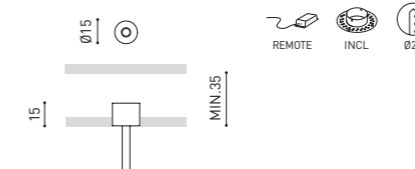
FEED

Mains Trimless*

A023-00-01- | W | N | NO DIM

Mains Thick Trimless*

A023-00-02- | W | N | DIM



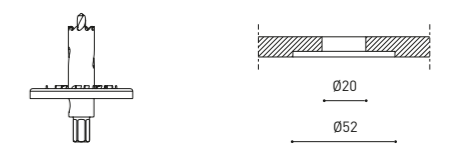
FASTENING

Steel Cable Trimless*

A023-00-05- | W | N |



TRIMLESS TOOL D20 X D52mm A478-00-01




COLOUR | WT □ | NT ■ | W □ | N ■ |

MATERIAL | AL | PC |

RAL ⓘ » 312

* AS MANY PIECES AS NEEDED ACCORDING TO YOUR PRODUCT

Ⓜ » 288



MORE INFO >>

SIX L 48V	+RE	P	CCT	Beam	I	Flux	LOR
A329-0- ① -10- WT NT WTW NTW -S		24,5W	2700K	17°	700mA	2850 lm	93%
A329-0- ① -11- WT NT WTW NTW -S		24,5W	3000K	17°	700mA	2950 lm	93%
A329-0- ① -12- WT NT WTW NTW -S		24,5W	4000K	17°	700mA	3000 lm	93%
A329-0- ① -30- WT NT WTW NTW -S		24,5W	2700K	26°	700mA	2850 lm	93%
A329-0- ① -31- WT NT WTW NTW -S		24,5W	3000K	26°	700mA	2950 lm	93%
A329-0- ① -32- WT NT WTW NTW -S		24,5W	4000K	26°	700mA	3000 lm	93%
A329-0- ① -20- WT NT WTW NTW -S		24,5W	2700K	34°	700mA	2850 lm	90%
A329-0- ① -21- WT NT WTW NTW -S		24,5W	3000K	34°	700mA	2950 lm	90%
A329-0- ① -22- WT NT WTW NTW -S		24,5W	4000K	34°	700mA	3000 lm	90%

48 V | III IP20 | CRI>90 | L90B10 >55.000h



①	*OPTIONS
1	No DIM
2	DIM DALI

OTHER DIM OPTIONS PLEASE CONSULT

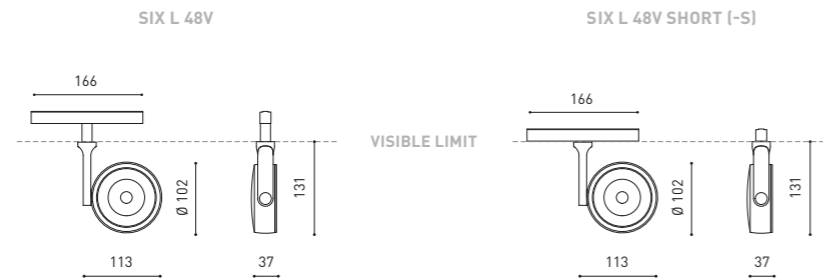
+RE	REF. ENDING	EXAMPLE
∅	Track 48V	A3290110WT
-S	Track 48V Short	A3290110WT-S

OPTIONAL

SIX L High Chromatic LED ⓘ » 281

NOT SOLD SEPARATELY
AFFECTS THE LIGHTING PARAMETERS

FINISHING	Lamp	Adaptor
WT	WT □ N ■	
NT	NT ■ N ■	
WTW	WT □ W □	
NTW	NT ■ W □	



MATERIAL | AL | PC |

RAL ⓘ » 312

+RE >> THE PRODUCTS FOR THE TRACK 48V SHORT, ADD "-S" AT THE END OF THE SALES REFERENCE (AFTER THE LETTERS WHICH INDICATE THE COLOUR OF THE PRODUCT).

Ⓢ » 288



MORE INFO >>

SIX M 48V	+RE	P	CCT	Beam	I	Flux	LOR
A330-0- ① -10- WT NT WTW NTW -S		17W	2700K	19°	500mA	2050 lm	93%
A330-0- ① -11- WT NT WTW NTW -S		17W	3000K	19°	500mA	2130 lm	93%
A330-0- ① -12- WT NT WTW NTW -S		17W	4000K	19°	500mA	2160 lm	93%
A330-0- ① -20- WT NT WTW NTW -S		17W	2700K	28°	500mA	2050 lm	91%
A330-0- ① -21- WT NT WTW NTW -S		17W	3000K	28°	500mA	2130 lm	91%
A330-0- ① -22- WT NT WTW NTW -S		17W	4000K	28°	500mA	2160 lm	91%
A330-0- ① -30- WT NT WTW NTW -S		17W	2700K	38°	500mA	2050 lm	93%
A330-0- ① -31- WT NT WTW NTW -S		17W	3000K	38°	500mA	2130 lm	93%
A330-0- ① -32- WT NT WTW NTW -S		17W	4000K	38°	500mA	2160 lm	93%

48 V | III IP20 | CRI>90 | L90B10 >55.000h



SIX S 48V	+RE	P	CCT	Beam	I	Flux	LOR
A333-0- ① -10- WT NT WTW NTW -S		8,5W	2700K	17°	500mA	1070 lm	86%
A333-0- ① -11- WT NT WTW NTW -S		8,5W	3000K	17°	500mA	1140 lm	86%
A333-0- ① -12- WT NT WTW NTW -S		8,5W	4000K	17°	500mA	1210 lm	86%
A333-0- ① -20- WT NT WTW NTW -S		8,5W	2700K	24°	500mA	1070 lm	84%
A333-0- ① -21- WT NT WTW NTW -S		8,5W	3000K	24°	500mA	1140 lm	84%
A333-0- ① -22- WT NT WTW NTW -S		8,5W	4000K	24°	500mA	1210 lm	84%
A333-0- ① -30- WT NT WTW NTW -S		8,5W	2700K	34°	500mA	1070 lm	89%
A333-0- ① -31- WT NT WTW NTW -S		8,5W	3000K	34°	500mA	1140 lm	89%
A333-0- ① -32- WT NT WTW NTW -S		8,5W	4000K	34°	500mA	1210 lm	89%

48 V | III IP20 | CRI>90 | L80B10 >60.000h



①	*OPTIONS
1	No DIM
2	DIM DALI

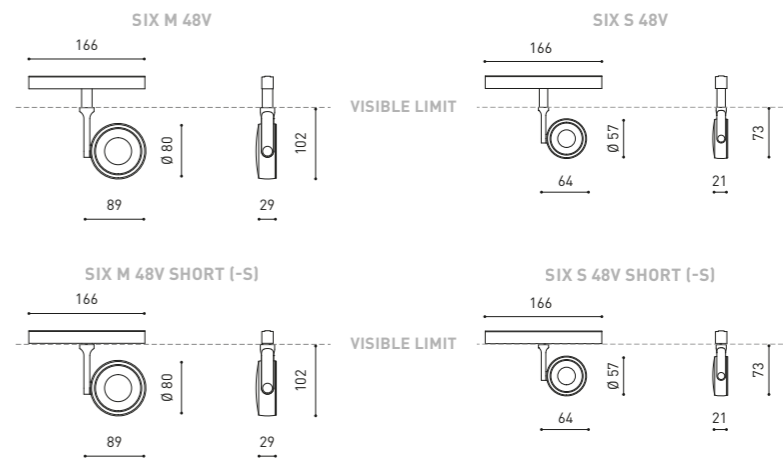
OTHER DIM OPTIONS PLEASE CONSULT

①	*OPTIONS
1	No DIM
2	DIM DALI

OTHER DIM OPTIONS PLEASE CONSULT

+RE	REF. ENDING	EXAMPLE
∅	Track 48V	A3300110WT
-S	Track 48V Short	A3300110WT-S

FINISHING	Lamp	Adaptor
WT	WT □ N ■	
NT	NT ■ N ■	
WTW	WT □ W □	
NTW	NT ■ W □	



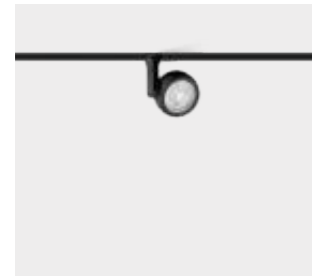
MATERIAL | AL | PC |

RAL ⓘ » 312

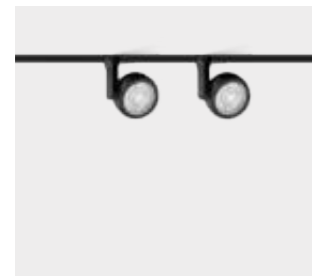
+RE >> THE PRODUCTS FOR THE TRACK 48V SHORT, ADD "-S" AT THE END OF THE SALES REFERENCE (AFTER THE LETTERS WHICH INDICATE THE COLOUR OF THE PRODUCT).

Ⓢ » 288





MORE INFO >>



MORE INFO >>

SIX XS 48V	+RE	P	CCT	Beam	I	Flux	LOR
A335-0- ① -10- WT NT WTW NTW -S		4,5W	2700K	17°	500mA	470 lm	90%
A335-0- ① -11- WT NT WTW NTW -S		4,5W	3000K	17°	500mA	500 lm	90%
A335-0- ① -12- WT NT WTW NTW -S		4,5W	4000K	17°	500mA	530 lm	90%
A335-0- ① -20- WT NT WTW NTW -S		4,5W	2700K	23°	500mA	470 lm	86%
A335-0- ① -21- WT NT WTW NTW -S		4,5W	3000K	23°	500mA	500 lm	86%
A335-0- ① -22- WT NT WTW NTW -S		4,5W	4000K	23°	500mA	530 lm	86%
A335-0- ① -30- WT NT WTW NTW -S		4,5W	2700K	34°	500mA	470 lm	88%
A335-0- ① -31- WT NT WTW NTW -S		4,5W	3000K	34°	500mA	500 lm	88%
A335-0- ① -32- WT NT WTW NTW -S		4,5W	4000K	34°	500mA	530 lm	88%

48 V | IP20 | CRI>90 | L90B10 >55.000h

MacAdam Step 2 | OPTIONS* | INCL | TRACK 48V | 360° | 310° | 17° / 23° / 34°

SIX XS 48V Double	+RE	P	CCT	Beam	I	Flux	LOR
A335-1- ① -10- WT NT WTW NTW -S		9W	2700K	17°	500mA	2 X 470 lm	90%
A335-1- ① -11- WT NT WTW NTW -S		9W	3000K	17°	500mA	2 X 500 lm	90%
A335-1- ① -12- WT NT WTW NTW -S		9W	4000K	17°	500mA	2 X 530 lm	90%
A335-1- ① -20- WT NT WTW NTW -S		9W	2700K	23°	500mA	2 X 470 lm	86%
A335-1- ① -21- WT NT WTW NTW -S		9W	3000K	23°	500mA	2 X 500 lm	86%
A335-1- ① -22- WT NT WTW NTW -S		9W	4000K	23°	500mA	2 X 530 lm	86%
A335-1- ① -30- WT NT WTW NTW -S		9W	2700K	34°	500mA	2 X 470 lm	88%
A335-1- ① -31- WT NT WTW NTW -S		9W	3000K	34°	500mA	2 X 500 lm	88%
A335-1- ① -32- WT NT WTW NTW -S		9W	4000K	34°	500mA	2 X 530 lm	88%

48 V | IP20 | CRI>90 | L90B10 >55.000h

MacAdam Step 2 | OPTIONS* | INCL | TRACK 48V | 360° | 310° | 17° / 23° / 34°

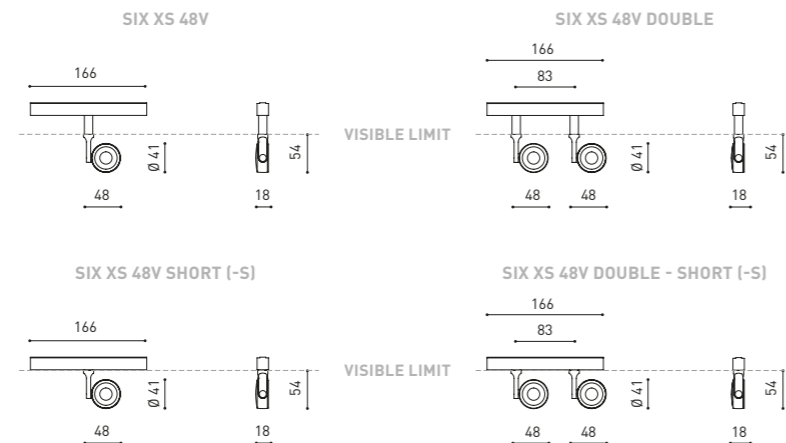
*OPTIONS
1 No DIM
2 DIM DALI

OTHER DIM OPTIONS PLEASE CONSULT

OPTIONAL
SIX XS High Chromatic LED » 281
NOT SOLD SEPARATELY
AFFECTS THE LIGHTING PARAMETERS


+RE	REF. ENDING	EXAMPLE
0	Track 48V	A3350110WT
-S	Track 48V Short	A3350110WT-S

FINISHING	Lamp	Adaptor
WT	WT □ N ■	
NT	NT ■ N ■	
WTW	WT □ W □	
NTW	NT ■ W □	



MATERIAL | AL | PC | RAL » 312

+RE >> THE PRODUCTS FOR THE TRACK 48V SHORT, ADD "-S" AT THE END OF THE SALES REFERENCE (AFTER THE LETTERS WHICH INDICATE THE COLOUR OF THE PRODUCT). » 288



MORE INFO >>

FIT 50 48V	+RE	P	CCT	Beam	I	Flux	LOR
A346-0- ① -10- WT NT G WTW NTW GW -S		12W	2700K	14°	1050mA	1090 lm	84%
A346-0- ① -11- WT NT G WTW NTW GW -S		12W	3000K	14°	1050mA	1180 lm	84%
A346-0- ① -12- WT NT G WTW NTW GW -S		12W	4000K	14°	1050mA	1260 lm	84%
A346-0- ① -20- WT NT G WTW NTW GW -S		12W	2700K	26°	1050mA	1090 lm	83%
A346-0- ① -21- WT NT G WTW NTW GW -S		12W	3000K	26°	1050mA	1180 lm	83%
A346-0- ① -22- WT NT G WTW NTW GW -S		12W	4000K	26°	1050mA	1260 lm	83%
A346-0- ① -30- WT NT G WTW NTW GW -S		12W	2700K	50°	1050mA	1090 lm	79%
A346-0- ① -31- WT NT G WTW NTW GW -S		12W	3000K	50°	1050mA	1180 lm	79%
A346-0- ① -32- WT NT G WTW NTW GW -S		12W	4000K	50°	1050mA	1260 lm	79%

48 V | IP20 | CRI>90 | L90B10 >108.000h

MacAdam Step 2 | OPTIONS* | INCL | TRACK 48V | 360° | 90° | 14°/26°/50°

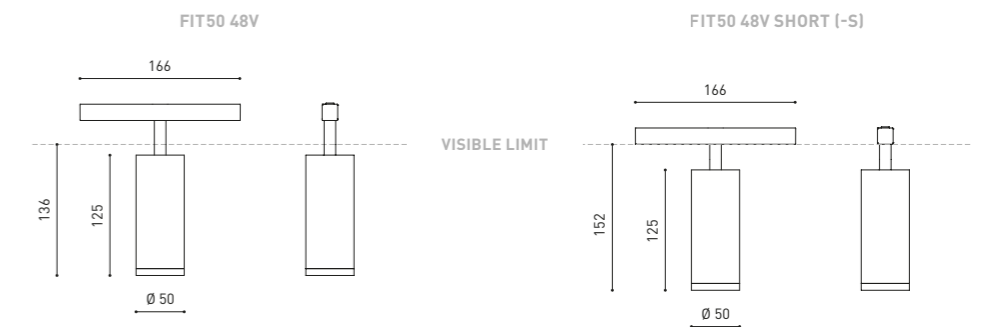
*OPTIONS
1 No DIM
2 DIM DALI

OTHER DIM OPTIONS PLEASE CONSULT

+RE	REF. ENDING	EXAMPLE
0	Track 48V	A3460110WT
-S	Track 48V Short	A3460110WT-S


OPTIONAL ACCESSORY
FIT 50 Anti-glare Honeycomb Louver
A346-00-00
NOT SOLD SEPARATELY
AFFECTS THE LIGHTING PARAMETERS

FINISHING	Lamp	Adaptor
WT	WT □ N ■	
NT	NT ■ N ■	
G	G ■ N ■	
WTW	WT □ W □	
NTW	NT ■ W □	
GW	G ■ W □	



MATERIAL | AL | PC | RAL » 312

+RE >> THE PRODUCTS FOR THE TRACK 48V SHORT, ADD "-S" AT THE END OF THE SALES REFERENCE (AFTER THE LETTERS WHICH INDICATE THE COLOUR OF THE PRODUCT). » 288



MORE INFO >>

FIT 35 48V	+RE	P	CCT	Beam	I	Flux	LOR
A345-0- ① -10- WT NT G WTW NTW GW -S		5,5W	2700K	20°	500mA	620 lm	85%
A345-0- ① -11- WT NT G WTW NTW GW -S		5,5W	3000K	20°	500mA	660 lm	85%
A345-0- ① -12- WT NT G WTW NTW GW -S		5,5W	4000K	20°	500mA	710 lm	85%
A345-0- ① -20- WT NT G WTW NTW GW -S		5,5W	2700K	29°	500mA	620 lm	84%
A345-0- ① -21- WT NT G WTW NTW GW -S		5,5W	3000K	29°	500mA	660 lm	84%
A345-0- ① -22- WT NT G WTW NTW GW -S		5,5W	4000K	29°	500mA	710 lm	84%
A345-0- ① -30- WT NT G WTW NTW GW -S		5,5W	2700K	36°	500mA	620 lm	85%
A345-0- ① -31- WT NT G WTW NTW GW -S		5,5W	3000K	36°	500mA	660 lm	85%
A345-0- ① -32- WT NT G WTW NTW GW -S		5,5W	4000K	36°	500mA	710 lm	85%

48 V | III IP20 | CRI>90 | L90B10 >108.000h



①	*OPTIONS
1	No DIM
2	DIM DALI

OTHER DIM OPTIONS PLEASE CONSULT

+RE	REF. ENDING	EXAMPLE
∅	Track 48V	A3450110WT
-S	Track 48V Short	A3450110WT-S

OPTIONAL ACCESSORY

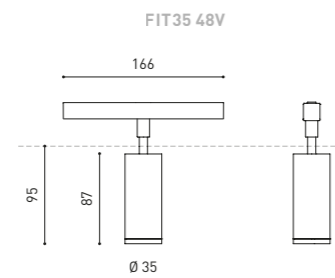
FIT 35 Anti-glare Honeycomb Louver

A345-00-00

NOT SOLD SEPARATELY
AFFECTS THE LIGHTING PARAMETERS


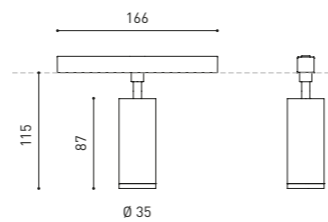


FINISHING	Lamp	Adaptor
WT	WT □ N ■	
NT	NT ■ N ■	
G	G ■ N ■	
WTW	WT □ W □	
NTW	NT ■ W □	
GW	G ■ W □	



VISIBLE LIMIT

FIT35 48V SHORT (-S)



MORE INFO >>

FIT 35 48V DOUBLE	+RE	P	CCT	Beam	I	Flux	LOR
A345-1- ① -10- WT NT G WTW NTW GW -S		11W	2700K	20°	500mA	2 x 620 lm	85%
A345-1- ① -11- WT NT G WTW NTW GW -S		11W	3000K	20°	500mA	2 x 660 lm	85%
A345-1- ① -12- WT NT G WTW NTW GW -S		11W	4000K	20°	500mA	2 x 710 lm	85%
A345-1- ① -20- WT NT G WTW NTW GW -S		11W	2700K	29°	500mA	2 x 620 lm	84%
A345-1- ① -21- WT NT G WTW NTW GW -S		11W	3000K	29°	500mA	2 x 660 lm	84%
A345-1- ① -22- WT NT G WTW NTW GW -S		11W	4000K	29°	500mA	2 x 710 lm	84%
A345-1- ① -30- WT NT G WTW NTW GW -S		11W	2700K	36°	500mA	2 x 620 lm	85%
A345-1- ① -31- WT NT G WTW NTW GW -S		11W	3000K	36°	500mA	2 x 660 lm	85%
A345-1- ① -32- WT NT G WTW NTW GW -S		11W	4000K	36°	500mA	2 x 710 lm	85%

48 V | III IP20 | CRI>90 | L90B10 >108.000h



①	*OPTIONS
1	No DIM
2	DIM DALI

OTHER DIM OPTIONS PLEASE CONSULT

+RE	REF. ENDING	EXAMPLE
∅	Track 48V	A3451110WT
-S	Track 48V Short	A3451110WT-S

OPTIONAL ACCESSORY

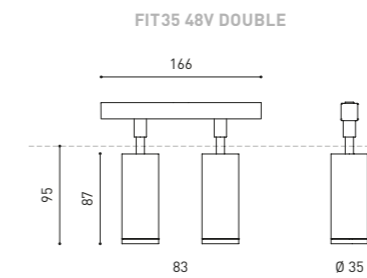
FIT 35 Anti-glare Honeycomb Louver

A345-00-00

NOT SOLD SEPARATELY
AFFECTS THE LIGHTING PARAMETERS

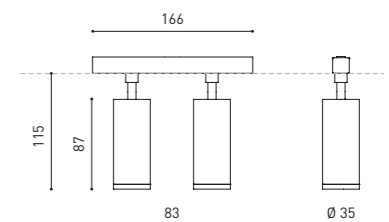


FINISHING	Lamp	Adaptor
WT	WT □ N ■	
NT	NT ■ N ■	
G	G ■ N ■	
WTW	WT □ W □	
NTW	NT ■ W □	
GW	G ■ W □	



VISIBLE LIMIT

FIT35 48V DOUBLE - SHORT (-S)



MATERIAL | AL | PC

RAL ⓘ » 312

+RE >> THE PRODUCTS FOR THE TRACK 48V SHORT, ADD "-S" AT THE END OF THE SALES REFERENCE (AFTER THE LETTERS WHICH INDICATE THE COLOUR OF THE PRODUCT).

Ⓢ » 288


MATERIAL | AL | PC

RAL ⓘ » 312

+RE >> THE PRODUCTS FOR THE TRACK 48V SHORT, ADD "-S" AT THE END OF THE SALES REFERENCE (AFTER THE LETTERS WHICH INDICATE THE COLOUR OF THE PRODUCT).

Ⓢ » 288

48V SYSTEM
FIT 48V



MORE INFO >>



MORE INFO >>

FIT 20 48V	+RE	P	CCT	Beam	I	Flux	LOR
A344-0- ① -10- WT NT G WTW NTW GW -S		2,1W	2700K	12°	700mA	127 lm	87%
A344-0- ① -11- WT NT G WTW NTW GW -S		2,1W	3000K	12°	700mA	150 lm	87%
A344-0- ① -20- WT NT G WTW NTW GW -S		2,1W	2700K	30°	700mA	127 lm	88%
A344-0- ① -21- WT NT G WTW NTW GW -S		2,1W	3000K	30°	700mA	150 lm	88%
A344-0- ① -30- WT NT G WTW NTW GW -S		2,1W	2700K	54°	700mA	127 lm	81%
A344-0- ① -31- WT NT G WTW NTW GW -S		2,1W	3000K	54°	700mA	150 lm	81%

48 V | III | IP20 | CRI>90 | L90B10 >50.000h



FIT 20 48V DOUBLE	+RE	P	CCT	Beam	I	Flux	LOR
A344-1- ① -10- WT NT G WTW NTW GW -S		4,2W	2700K	12°	700mA	2 x 127 lm	87%
A344-1- ① -11- WT NT G WTW NTW GW -S		4,2W	3000K	12°	700mA	2 x 150 lm	87%
A344-1- ① -20- WT NT G WTW NTW GW -S		4,2W	2700K	30°	700mA	2 x 127 lm	88%
A344-1- ① -21- WT NT G WTW NTW GW -S		4,2W	3000K	30°	700mA	2 x 150 lm	88%
A344-1- ① -30- WT NT G WTW NTW GW -S		4,2W	2700K	54°	700mA	2 x 127 lm	81%
A344-1- ① -31- WT NT G WTW NTW GW -S		4,2W	3000K	54°	700mA	2 x 150 lm	81%

48 V | III | IP20 | CRI>90 | L90B10 >50.000h

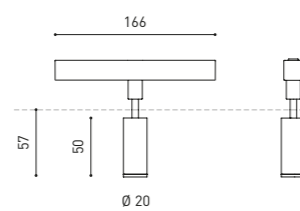


①	*OPTIONS
1	No DIM
2	DIM DALI

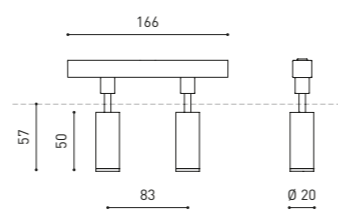
OTHER DIM OPTIONS PLEASE CONSULT

+RE	REF. ENDING	EXAMPLE
∅	Track 48V	A3440110WT
-S	Track 48V Short	A3440110WT-S

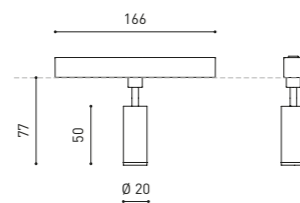
FIT20 48V



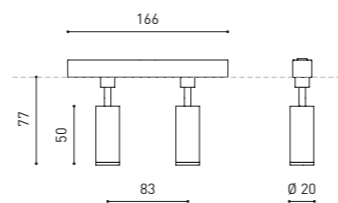
FIT20 48V DOUBLE



FIT20 48V SHORT (-S)



FIT20 48V DOUBLE - SHORT (-S)



FINISHING	Lamp	Adaptor
WT	WT □ N ■	
NT	NT ■ N ■	
G	G ■ N ■	
WTW	WT □ W □	
NTW	NT ■ W □	
GW	G ■ W □	

MATERIAL | AL | PC

RAL ⓘ » 312

*RE >> THE PRODUCTS FOR THE TRACK 48V SHORT, ADD "-S" AT THE END OF THE SALES REFERENCE (AFTER THE LETTERS WHICH INDICATE THE COLOUR OF THE PRODUCT).

Ⓜ » 288

48V SYSTEM
PLUS 48V



MORE INFO >>



MORE INFO >>

PLUS 48V	+RE	P	CCT	Beam	I	Flux	LOR
A323-00- ① -0- WT NT WTW NTW -S		18W	2700K	12°-51°	500mA	1920 lm	26-40%
A323-00- ① -1- WT NT WTW NTW -S		18W	3000K	12°-51°	500mA	2000 lm	26-40%
A323-00- ① -2- WT NT WTW NTW -S		18W	4000K	12°-51°	500mA	2030 lm	26-40%

48 V | III | IP20 | CRI>90 | L90B10 >55.000h



PLUS Mini 48V	+RE	P	CCT	Beam	I	Flux	LOR
A326-00- ① -0- WT NT WTW NTW -S		6,5W	2700K	10°-41°	700mA	630 lm	20-40%
A326-00- ① -1- WT NT WTW NTW -S		6,5W	3000K	10°-41°	700mA	660 lm	20-40%
A326-00- ① -2- WT NT WTW NTW -S		6,5W	4000K	10°-41°	700mA	680 lm	20-40%

48 V | III | IP20 | CRI>90 | L90B10 >55.000h



①	*OPTIONS
1	No DIM
2	DIM DALI

OTHER DIM OPTIONS PLEASE CONSULT

+RE	REF. ENDING	EXAMPLE
∅	Track 48V	A3230010WT
-S	Track 48V Short	A3230010WT-S

OPTIONAL

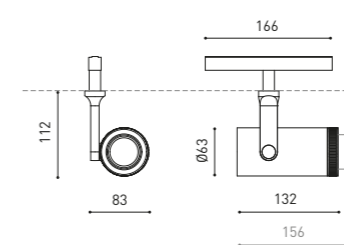
PLUS High Chromatic LED

PLUS MINI High Chromatic LED

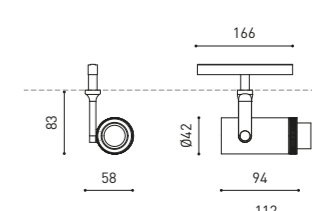
ⓘ » 281

NOT SOLD SEPARATELY
AFFECT THE LIGHTING PARAMETERS

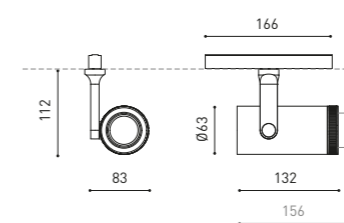
PLUS 48V



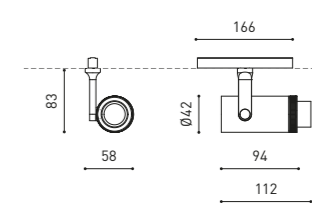
PLUS MINI 48V



PLUS 48V SHORT (-S)



PLUS MINI 48V SHORT (-S)



FINISHING	Lamp	Adaptor
WT	WT □ N ■	
NT	NT ■ N ■	
WTW	WT □ W □	
NTW	NT ■ W □	

MATERIAL | AL | OPTICAL GLASS || OPTICAL PMMA

RAL ⓘ » 312


*RE >> THE PRODUCTS FOR THE TRACK 48V SHORT, ADD "-S" AT THE END OF THE SALES REFERENCE (AFTER THE LETTERS WHICH INDICATE THE COLOUR OF THE PRODUCT).

Ⓜ » 288



Magnetic 24V iO Micro_P.93
iO surface_P.126

Extended Family
iO 24V_P.183
iO_P.220



MORE INFO >>

iO 48V	+RE	P	CCT	Beam	I	Flux	LOR
A348-0- ① -10- WT NT WTW NTW -S		4,5W	2700K	20°	500mA	485 lm	92%
A348-0- ① -11- WT NT WTW NTW -S		4,5W	3000K	20°	500mA	505 lm	92%
A348-0- ① -20- WT NT WTW NTW -S		4,5W	2700K	30°	500mA	485 lm	89%
A348-0- ① -21- WT NT WTW NTW -S		4,5W	3000K	30°	500mA	505 lm	89%
A348-0- ① -30- WT NT WTW NTW -S		4,5W	2700K	56°	500mA	485 lm	86%
A348-0- ① -31- WT NT WTW NTW -S		4,5W	3000K	56°	500mA	505 lm	86%

48 V | III IP20 | CRI>90 | L90B10 >55.000h



①	*OPTIONS
1	No DIM
2	DIM DALI

OTHER DIM OPTIONS PLEASE CONSULT

+RE	REF. ENDING	EXAMPLE
∅	Track 48V	A3480110WT
-S	Track 48V Short	A3480110WT-S

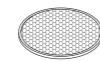
OPTIONAL ACCESSORIES

NOT SOLD SEPARATELY | AFFECT THE LIGHTING PARAMETERS

iO Beam Mixer Diffuser 0805-01-00

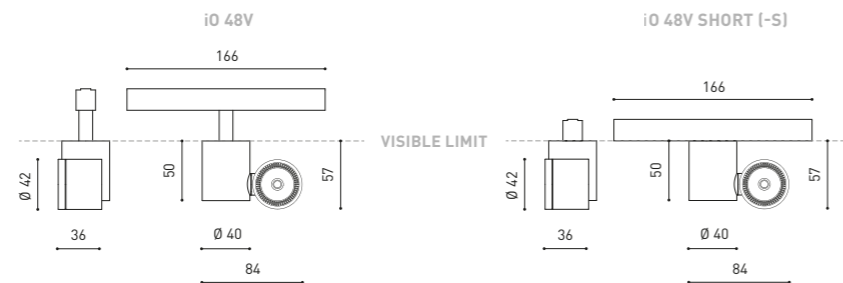


iO Anti-glare Honeycomb Louver 0806-00-00 | WT | NT |



iO High Chromatic LED ⓘ » 281

FINISHING	Lamp	Adaptor
WT	WT □ N ■	
NT	NT ■ N ■	
WTW	WT □ W □	
NTW	NT ■ W □	



MATERIAL | AL | PC |

RAL ⓘ » 312

+RE >> THE PRODUCTS FOR THE TRACK 48V SHORT, ADD "-S" AT THE END OF THE SALES REFERENCE (AFTER THE LETTERS WHICH INDICATE THE COLOUR OF THE PRODUCT).

Ⓜ » 288



Extended Family
Zen Tube Surface_P.127
Zen Tube_P.230



MORE INFO >>

	+RE	P	CCT	I	Flux	LOR
ZEN TUBE 48V 1	A341-11- ① -0- WT NT WTW NTW -S	12W	2700K	350mA	1580 lm	90%
	A341-11- ① -1- WT NT WTW NTW -S	12W	3000K	350mA	1640 lm	90%
ZEN TUBE 48V 2	A341-12- ① -0- WT NT WTW NTW -S	17W	2700K	500mA	2130 lm	90%
	A341-12- ① -1- WT NT WTW NTW -S	17W	3000K	500mA	2220 lm	90%
ZEN TUBE 48V 3	A341- ① -3- ① -0- WT NT WTW NTW -S	23W	2700K	700mA	3070 lm	90%
	A341- ① -3- ① -1- WT NT WTW NTW -S	23W	3000K	700mA	3190 lm	90%

48 V | III IP20 | CRI>90 | L90B10 >55.000h



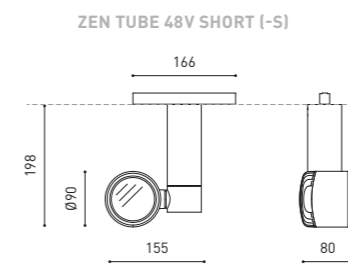
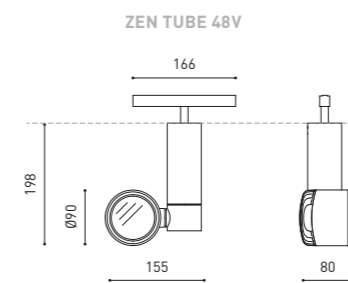
①	*OPTIONS
1	No DIM
2	DIM DALI

OTHER DIM OPTIONS PLEASE CONSULT

+RE	REF. ENDING	EXAMPLE
∅	Track 48V	A3411110WT
-S	Track 48V Short	A3411110WT-S

① BEAM OPTIONS

1	16°
2	24°
3	42°



OPTIONAL ACCESSORIES

NOT SOLD SEPARATELY | AFFECT THE LIGHTING PARAMETERS

ZEN Anti-glare Honeycomb Louver 0702-02-00



ZEN Elliptical Refractor 0700-08-00



ZEN Beam Mixer Diffuser 0805-02-00



ZEN High Chromatic LED ⓘ » 281

MATERIAL | AL | GL-TRANS |

RAL ⓘ » 312

+RE >> THE PRODUCTS FOR THE TRACK 48V SHORT, ADD "-S" AT THE END OF THE SALES REFERENCE (AFTER THE LETTERS WHICH INDICATE THE COLOUR OF THE PRODUCT).

Ⓜ » 288

48V SYSTEM
COCO 48V




MORE INFO >>

OPTIONAL ACCESSORIES

AFFECT THE LIGHTING PARAMETERS


COCO Anti-glare Honeycomb Louver

A498-90-00- | WT | NT |




COCO Anti-glare Screen

A498-90-01- | WT | NT |




COCO Linear Filter









A498-90-02- | WT | NT |












SIUTABLE FOR BEAM $\leq 34^\circ$

COCO High Chromatic Led  » 281

NOT SOLD SEPARATELY

FINISHING	Lamp	Adaptor
WT	WT  N 	
NT	NT  N 	
WTW	WT  W 	
NTW	NT  W 	

COCO 48V	+RE	P	CCT	Beam	I	Flux	LOR
A498-0-  -10- WT NT WTW NTW -S		8,7W	2700K	20°	500mA	1200 lm	87%
A498-0-  -11- WT NT WTW NTW -S		8,7W	3000K	20°	500mA	1250 lm	87%
A498-0-  -12- WT NT WTW NTW -S		8,7W	4000K	20°	500mA	1340 lm	87%
A498-0-  -20- WT NT WTW NTW -S		8,7W	2700K	34°	500mA	1200 lm	89%
A498-0-  -21- WT NT WTW NTW -S		8,7W	3000K	34°	500mA	1250 lm	89%
A498-0-  -22- WT NT WTW NTW -S		8,7W	4000K	34°	500mA	1340 lm	89%
A498-0-  -30- WT NT WTW NTW -S		8,7W	2700K	48°	500mA	1200 lm	86%
A498-0-  -31- WT NT WTW NTW -S		8,7W	3000K	48°	500mA	1250 lm	86%
A498-0-  -32- WT NT WTW NTW -S		8,7W	4000K	48°	500mA	1340 lm	86%

48 V |  IP20 | CRI>90 | L80B10 > 66.000h

COCO 48V Super Spot	+RE	P	CCT	Beam	I	Flux	LOR
A498-0-  -00- WT NT WTW NTW -S		6W	2700K	12°	500mA	750 lm	66%
A498-0-  -01- WT NT WTW NTW -S		6W	3000K	12°	500mA	800 lm	66%
A498-0-  -02- WT NT WTW NTW -S		6W	4000K	12°	500mA	850 lm	66%



48 V |  IP20 | CRI>90 | L80B10 > 55.000h

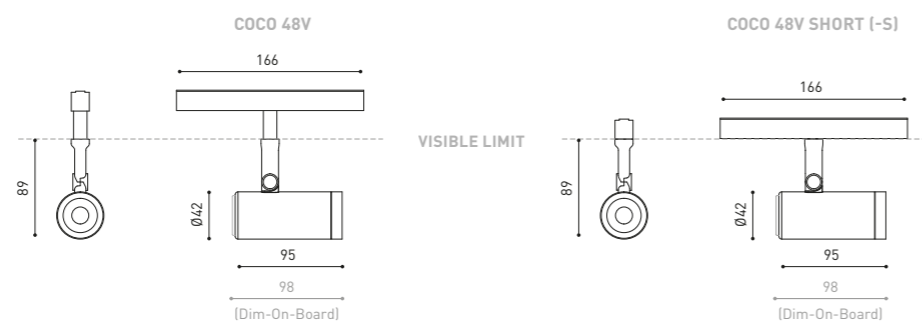
COCO 48V Tunable White	+RE	P	CCT	Beam	I	Flux	LOR
A498-12-18- WT NT WTW NTW -S		8,5W	2700-5000K	28°	500mA	1010 lm	85%
A498-12-28- WT NT WTW NTW -S		8,5W	2700-5000K	42°	500mA	1010 lm	87%
A498-12-38- WT NT WTW NTW -S		8,5W	2700-5000K	54°	500mA	1010 lm	84%

48 V |  IP20 | CRI>90 | L80B10 > 55.000h


      

	*OPTIONS	+RE	REF. ENDING	EXAMPLE
1	No DIM		Track 48V	A4980110WT
2	DIM DALI			
7	DIM ON BOARD	-S	Track 48V Short	A4980110WT-S

OTHER DIM OPTIONS PLEASE CONSULT



MATERIAL |  AL |  PC/PMMA | RAL  » 312


OTHER CCT PLEASE CONSULT
 *RE >> THE PRODUCTS FOR THE TRACK 48V SHORT, ADD "-S" AT THE END OF THE SALES REFERENCE (AFTER THE LETTERS WHICH INDICATE THE COLOUR OF THE PRODUCT).  » 288



48V SYSTEM
FLIP 48V




Extended Family
Magnetic 24V Flip_P91
Flip Recessed_P96
Flip Surface_P123



MORE INFO >>

		+RE	P	CCT	Beam	I	Flux	LOR
FLIP 48V	A489-0- ① -10- NT WT NTMG	-S	6W	2700K	18°	500mA	640 lm	89%
	A489-0- ① -11- NT WT NTMG	-S	6W	3000K	18°	500mA	670 lm	89%
	A489-0- ① -12- NT WT NTMG	-S	6W	4000K	18°	500mA	720 lm	89%
	A489-0- ① -20- NT WT NTMG WTW	-S	6W	2700K	40°	500mA	640 lm	84%
	A489-0- ① -21- NT WT NTMG WTW	-S	6W	3000K	40°	500mA	670 lm	84%
	A489-0- ① -22- NT WT NTMG WTW	-S	6W	4000K	40°	500mA	720 lm	84%

48 V | III IP20 | CRI>90 | L80B10 >60.000h



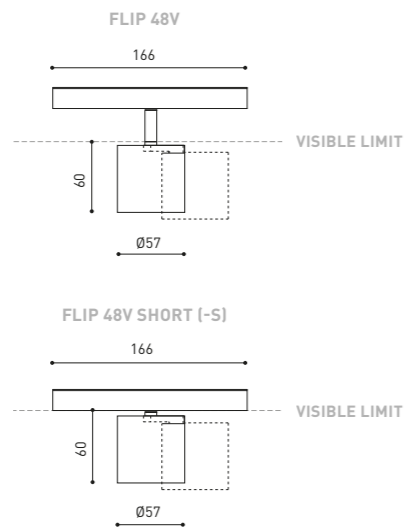
①	OPTIONS*
1	No DIM
2	DIM DALI

OTHER DIM OPTIONS PLEASE CONSULT

+RE	REF. ENDING	EXAMPLE
∅	Track 48V	A4890110WT
-S	Track 48V Short	A4890110WT-S

FINISHING	Body	Lampshade	Adaptor
NT	NT ■	N ■	N ■
WT	WT □	N ■	N ■
NTMG	NT ■	MG ■	N ■
WTW	WT □	W □	W □

OTHER FINISHING COMBINATIONS PLEASE CONSULT



MATERIAL | AL | ABS+PC

RAL ⓘ » 312

"THE INVISIBLE BLACK" IS ONLY AVAILABLE FOR WT, NT & NTMG COLOURS
*RE >> THE PRODUCTS FOR THE TRACK 48V SHORT, ADD "-S" AT THE END OF THE SALES REFERENCE (AFTER THE LETTERS WHICH INDICATE THE COLOUR OF THE PRODUCT).

Ⓢ » 288

48V SYSTEM
BLACK FOSTER 48V



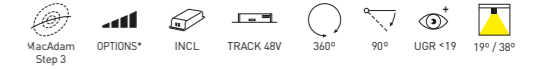
Extended Family
Black Foster Micro_P10
Black Foster_P12
Black Foster Surface_P104
Black Foster Suspension_P133
Black Foster Micro 24V_P180
Black Foster Custom_P242

MORE INFO >>



		+RE	P	CCT	Beam	I	Flux	LOR
BLACK FOSTER 48V Tilt 5	A481-40- ① -0- NT WT NTMG -S		10,5W	2700K	38°	700mA	950 lm	92%
	A481-40- ① -1- NT WT NTMG -S		10,5W	3000K	38°	700mA	1050 lm	92%
	A481-40- ① -2- NT WT NTMG -S		10,5W	4000K	38°	700mA	1250 lm	92%
	A481-41- ① -0- NT WT NTMG -S		10,5W	2700K	19°	700mA	950 lm	90%
	A481-41- ① -1- NT WT NTMG -S		10,5W	3000K	19°	700mA	1050 lm	90%
	A481-41- ① -2- NT WT NTMG -S		10,5W	4000K	19°	700mA	1250 lm	90%

48 V | III IP20 | CRI>90 | L90B10 >102.000h

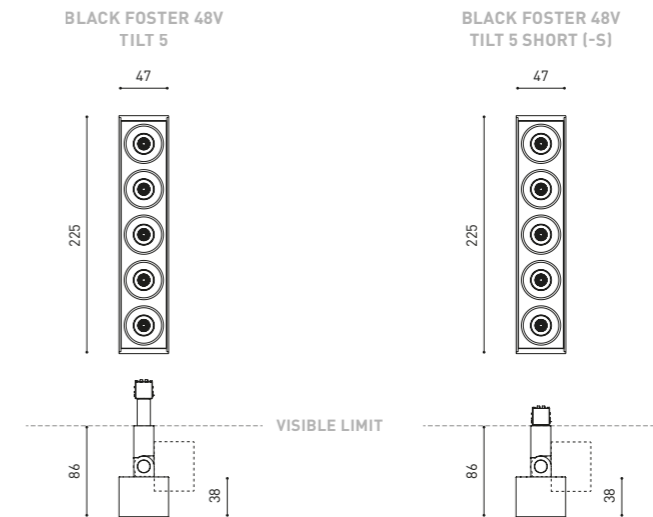


①	OPTIONS*
1	No DIM
2	DIM DALI

OTHER DIM OPTIONS PLEASE CONSULT

+RE	REF. ENDING	EXAMPLE
∅	Track 48V	A4814011WT
-S	Track 48V Short	A4814011WT-S

FINISHING	Body	Lampshade
NT	NT ■	N ■
WT	WT □	N ■
NTMG	NT ■	MG ■



MATERIAL | AL | ABS+PC

RAL ⓘ » 312

*RE >> THE PRODUCTS FOR THE TRACK 48V SHORT, ADD "-S" AT THE END OF THE SALES REFERENCE (AFTER THE LETTERS WHICH INDICATE THE COLOUR OF THE PRODUCT).

Ⓢ » 288

48V SYSTEM
BLACK FOSTER 48V



MORE INFO >>



MORE INFO >>

		P	CCT	I	Flux	LOR
BLACK FOSTER Micro 48V 5	A416-20- 0-0- N	7W	2700K	500mA	775 lm	87%
	A416-20- 0-1- N	7W	3000K	500mA	800 lm	87%
	A416-20- 0-2- N	7W	4000K	500mA	850 lm	87%

48V | IP20 | CRI>90 | L90B10 >60.000h



		P	CCT	I	Flux	LOR
BLACK FOSTER Micro 48V 10	A416-50- 0-0- N	14W	2700K	500mA	1550 lm	87%
	A416-50- 0-1- N	14W	3000K	500mA	1600 lm	87%
	A416-50- 0-2- N	14W	4000K	500mA	1700 lm	87%

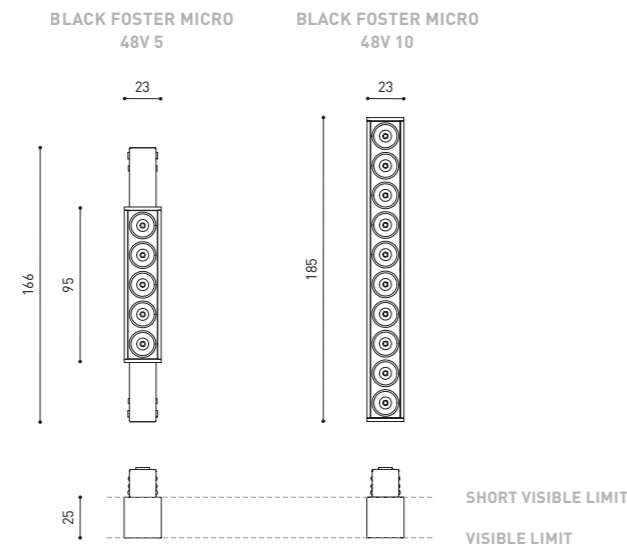
48V | IP20 | CRI>90 | L90B10 >60.000h



Ⓞ OPTIONS*

- 1 No DIM
- 2 DIM DALI

OTHER DIM OPTIONS PLEASE CONSULT



FINISHING | N ■ | MATERIAL | AL | ABS+PC |

RAL ⓘ » 312

Ⓞ » 288

48V SYSTEM
LINE 48V



Extended Family
Line Suspension_P.154
Line Micro 24V_P.183



MORE INFO >>

		P	CCT	I	Flux	LOR
LINE 500 48V	A376-10- 0-0- N WT	10,5W	2700K	350mA	1500 lm	65%
	A376-10- 0-1- N WT	10,5W	3000K	350mA	1600 lm	65%
	A376-10- 0-2- N WT	10,5W	4000K	350mA	1650 lm	65%
LINE 1000 48V	A376-20- 0-0- N WT	21W	2700K	700mA	3000 lm	65%
	A376-20- 0-1- N WT	21W	3000K	700mA	3200 lm	65%
	A376-20- 0-2- N WT	21W	4000K	700mA	3300 lm	65%
LINE 2000 48V	A376-30- 0-0- N WT	42W	2700K	700mA	6000 lm	65%
	A376-30- 0-1- N WT	42W	3000K	700mA	6400 lm	65%
	A376-30- 0-2- N WT	42W	4000K	700mA	6600 lm	65%

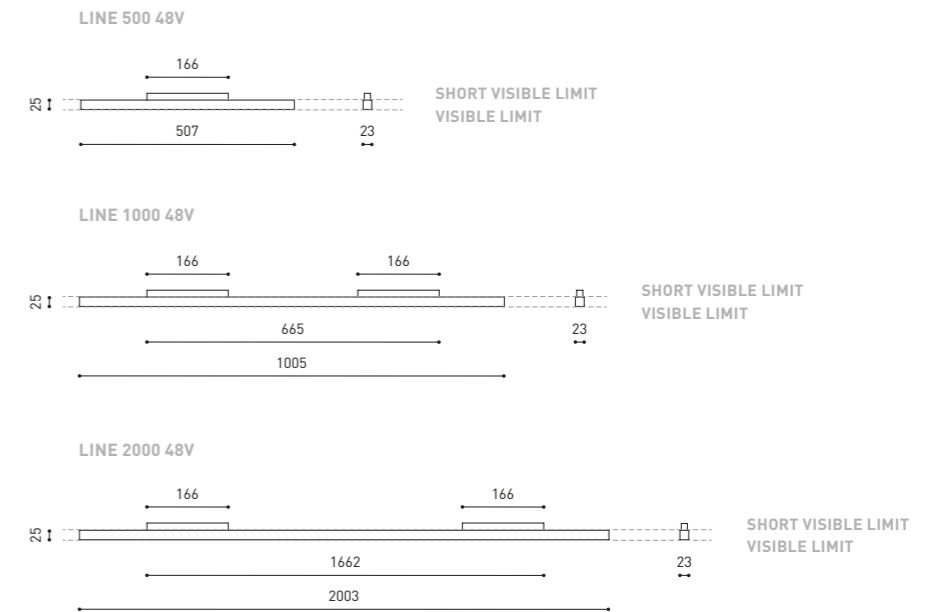
48V | IP20 | CRI>90 | L80B10 >60.000h



Ⓞ *OPTIONS

- 1 No DIM
- 2 DIM DALI

OTHER DIM OPTIONS PLEASE CONSULT



FINISHING | N ■ | WT □ | MATERIAL | AL | PC |

RAL ⓘ » 312

COLOURS MAY AFFECT THE LIGHTING PARAMETERS

Ⓞ » 288



MORE INFO >>

TOP 48V	+RE	P	CCT	Beam	I	Flux	LOR
A339-0- Ⓞ -10- WT NT WTW NTW -S		6,5W	2700K	20°	700mA	610 lm	92%
A339-0- Ⓞ -11- WT NT WTW NTW -S		6,5W	3000K	20°	700mA	640 lm	92%
A339-0- Ⓞ -20- WT NT WTW NTW -S		6,5W	2700K	30°	700mA	610 lm	89%
A339-0- Ⓞ -21- WT NT WTW NTW -S		6,5W	3000K	30°	700mA	640 lm	89%
A339-0- Ⓞ -30- WT NT WTW NTW -S		6,5W	2700K	56°	700mA	610 lm	86%
A339-0- Ⓞ -31- WT NT WTW NTW -S		6,5W	3000K	56°	700mA	640 lm	86%

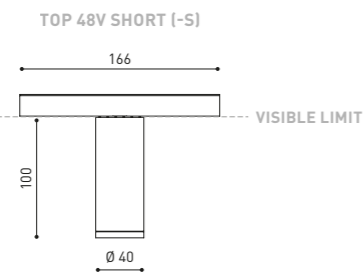
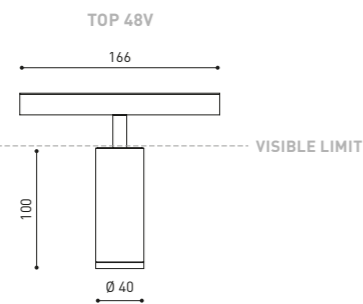
48 V | III | IP20 | CRI>90 | L90B10 > 55.000h



Ⓞ	*OPTIONS
1	No DIM
2	DIM DALI

OTHER DIM OPTIONS PLEASE CONSULT

+RE	REF. ENDING	EXAMPLE
⌀	Track 48V	A3390110WT
-S	Track 48V Short	A3390110WT-S



FINISHING	Lamp	Adaptor
WT	WT □ N ■	
NT	NT ■ N ■	
WTW	WT □ W □	
NTW	NT ■ W □	

OPTIONAL ACCESSORIES
NOT SOLD SEPARATELY | AFFECT THE LIGHTING PARAMETERS

TOP Beam Mixer Diffuser 0805-01-00



TOP Anti-glare Honeycomb Louver 0807-00-00 | WT | NT |



TOP High Chromatic LED ⓘ » 281

MATERIAL | AL | PC |

RAL ⓘ » 312

+RE >> THE PRODUCTS FOR THE TRACK 48V SHORT, ADD "-S" AT THE END OF THE SALES REFERENCE (AFTER THE LETTERS WHICH INDICATE THE COLOUR OF THE PRODUCT).

Ⓞ » 288



MORE INFO >>

TOP Mini 48V	+RE	P	CCT	Beam	I	Flux	LOR
A340-0- Ⓞ -10- WT NT WTW NTW -S		6,5W	2700K	20°	700mA	610 lm	92%
A340-0- Ⓞ -11- WT NT WTW NTW -S		6,5W	3000K	20°	700mA	640 lm	92%
A340-0- Ⓞ -20- WT NT WTW NTW -S		6,5W	2700K	30°	700mA	610 lm	89%
A340-0- Ⓞ -21- WT NT WTW NTW -S		6,5W	3000K	30°	700mA	640 lm	89%
A340-0- Ⓞ -30- WT NT WTW NTW -S		6,5W	2700K	56°	700mA	610 lm	86%
A340-0- Ⓞ -31- WT NT WTW NTW -S		6,5W	3000K	56°	700mA	640 lm	86%

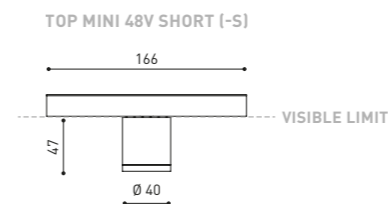
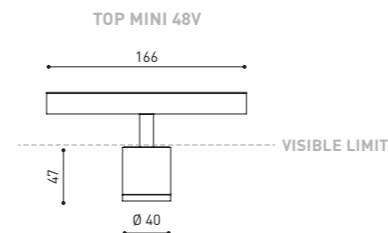
48 V | III | IP20 | CRI>90 | L90B10 > 55.000h



Ⓞ	*OPTIONS
1	No DIM
2	DIM DALI

OTHER DIM OPTIONS PLEASE CONSULT

+RE	REF. ENDING	EXAMPLE
⌀	Track 48V	A3400110WT
-S	Track 48V Short	A3400110WT-S



FINISHING	Lamp	Adaptor
WT	WT □ N ■	
NT	NT ■ N ■	
WTW	WT □ W □	
NTW	NT ■ W □	

OPTIONAL ACCESSORIES
NOT SOLD SEPARATELY | AFFECT THE LIGHTING PARAMETERS

TOP Beam Mixer Diffuser 0805-01-00



TOP Anti-glare Honeycomb Louver 0807-00-00 | WT | NT |



TOP High Chromatic LED ⓘ » 281

MATERIAL | AL | PC |

RAL ⓘ » 312

+RE >> THE PRODUCTS FOR THE TRACK 48V SHORT, ADD "-S" AT THE END OF THE SALES REFERENCE (AFTER THE LETTERS WHICH INDICATE THE COLOUR OF THE PRODUCT).

Ⓞ » 288

48V SYSTEM
WIZ 48V



MORE INFO >>

WIZ 48V	+RE	P	CCT	I	Flux	LOR
A465-0- -10- WT NT WTW NTW -S		12,4W	2700K	350mA	1470 lm	86%
A465-0- -11- WT NT WTW NTW -S		12,4W	3000K	350mA	1530 lm	86%
A465-0- -12- WT NT WTW NTW -S		12,4W	4000K	350mA	1550 lm	86%

48 V | IP20 | CRI>90 | L90B10 >55.000h



*OPTIONS
1 No DIM
2 DIM DALI

OTHER DIM OPTIONS PLEASE CONSULT

+RE	REF. ENDING	EXAMPLE
0	Track 48V	A4650110WT
-S	Track 48V Short	A4650110WT-S

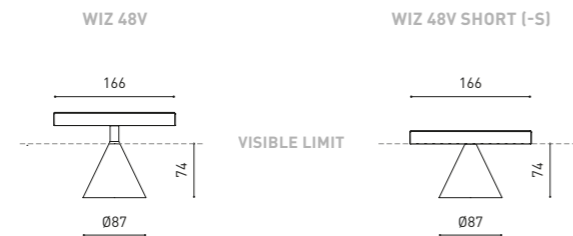
OPTIONAL

WIZ High Chromatic LED » 281

NOT SOLD SEPARATELY
AFFECTS THE LIGHTING PARAMETERS

FINISHING Body Lampshade Adaptor

WT	WT N N
NT	NT N N
WTW	WT N W
NTW	NT N W




MATERIAL | AL | ABS+PC

RAL » 312

+RE >> THE PRODUCTS FOR THE TRACK 48V SHORT, ADD "-S" AT THE END OF THE SALES REFERENCE (AFTER THE LETTERS WHICH INDICATE THE COLOUR OF THE PRODUCT).

» 288

48V SYSTEM
SPIN 48V



MORE INFO >>

Extended Family
Spin_P.144
Spin Fancy Shape_P.240

SPIN 48V	P	CCT	Beam	I	Flux	LOR
A350- - -00- WT NT MC MG WTW NTW MCW MGW	6,5W	2700K	24°	700mA	600 lm	86%
A350- - -01- WT NT MC MG WTW NTW MCW MGW	6,5W	3000K	24°	700mA	630 lm	86%
A350- - -10- WT NT MC MG WTW NTW MCW MGW	6,5W	2700K	40°	700mA	600 lm	84%
A350- - -11- WT NT MC MG WTW NTW MCW MGW	6,5W	3000K	40°	700mA	630 lm	84%

48 V | IP20 | CRI>90 | L90B10 >60.000h



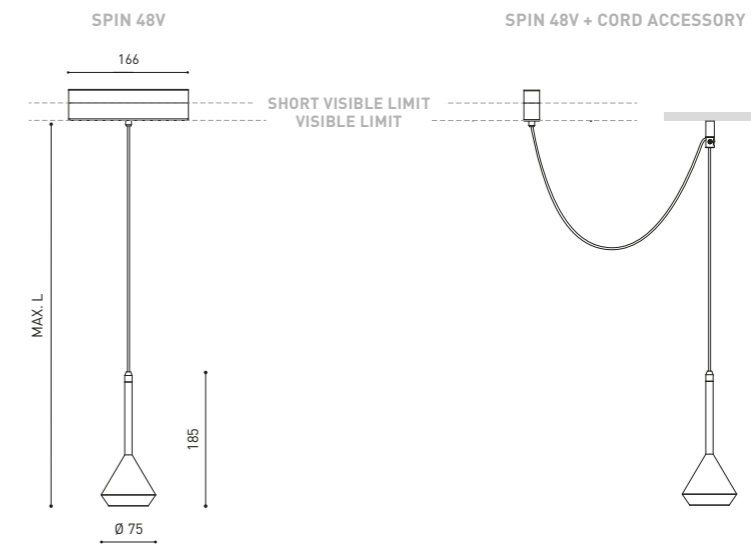
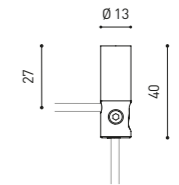
SUSPENSION DISTANCE
0 2 m
1 3 m
2 5 m

ADJUSTMENT RANGE 2m

OPTIONS*
1 No DIM
2 DIM DALI

OTHER DIM OPTIONS PLEASE CONSULT

OPTIONAL ACCESSORY
CORD Accessory
0223-00-00- W N



FINISHING	Lamp	Adaptor	Cord
WT	WT N W		
NT	NT N N		
MC	MC N N		
MG	MG N N		
WTW	WT W W		
NTW	NT W N		
MCW	MC W W		
MGW	MG W W		

MATERIAL | AL | PMMA

RAL » 312

» 288

48V SYSTEM
STICK 48V



Extended Family
Stick_P.142
Stick 24V_P.185
Stick Fancy Shape_P.237



MORE INFO >>

STICK 48V	P	CCT	Beam	I	Flux	LOR
A40- ○ - ○ - ○ - ○ -10- WT NT MG WTW NTW MGW	5,6W	2700K	18°	500mA	530 lm	84%
A40- ○ - ○ - ○ - ○ -11- WT NT MG WTW NTW MGW	5,6W	3000K	18°	500mA	570 lm	84%
A40- ○ - ○ - ○ - ○ -20- WT NT MG WTW NTW MGW	5,6W	2700K	31°	500mA	530 lm	82%
A40- ○ - ○ - ○ - ○ -21- WT NT MG WTW NTW MGW	5,6W	3000K	31°	500mA	570 lm	82%
A40- ○ - ○ - ○ - ○ -30- WT NT MG WTW NTW MGW	5,6W	2700K	42°	500mA	530 lm	84%
A40- ○ - ○ - ○ - ○ -31- WT NT MG WTW NTW MGW	5,6W	3000K	42°	500mA	570 lm	84%

48 V | IP20 | CRI>90 | L90B10 > 108.000h



○	STICK LENGTH
7	STICK 22 220 mm
8	STICK 44 440 mm
9	STICK 66 660 mm

⊖	CORD LENGTH-L
0	2 m
2	5 m

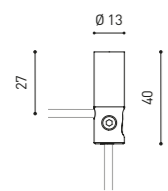
⊖	OPTIONS*
1	No DIM
2	DIM DALI

OTHER DIM OPTIONS PLEASE CONSULT

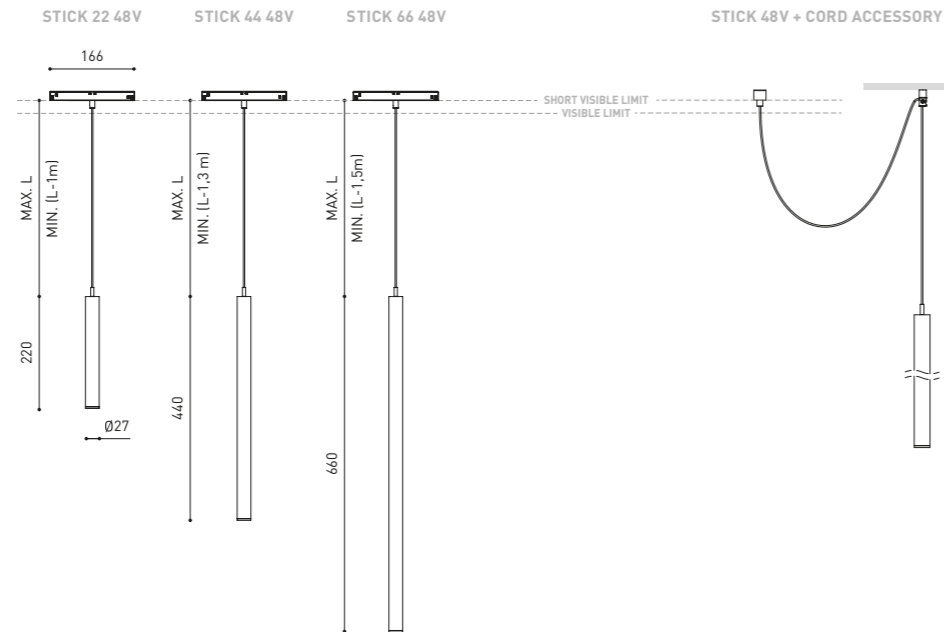
OPTIONAL ACCESSORY

CORD Accessory

0223-00-00- | N |



FINISHING	Lamp	Adaptor
WT	WT <input type="checkbox"/> N <input type="checkbox"/>	N <input type="checkbox"/>
NT	NT <input type="checkbox"/> N <input type="checkbox"/>	N <input type="checkbox"/>
MG	MG <input type="checkbox"/> N <input type="checkbox"/>	N <input type="checkbox"/>
WTW	WT <input type="checkbox"/> W <input type="checkbox"/>	W <input type="checkbox"/>
NTW	NT <input type="checkbox"/> W <input type="checkbox"/>	W <input type="checkbox"/>
MGW	MG <input type="checkbox"/> W <input type="checkbox"/>	W <input type="checkbox"/>



MATERIAL | AL | ABS+PC |

RAL » 312

» 288

48V SYSTEM
HOLLY 48V



Extended Family
Holly_P.143
Holly Fancy Shape_P.241



MORE INFO >>

HOLLY 48V	P	CCT	Beam	I	Flux	LOR
A349- ⊖ - ⊖ - ⊖ -00- WT NT MC MG WTW NTW MCW MGW	2,1W	2700K	19°	700mA	190 lm	90%
A349- ⊖ - ⊖ - ⊖ -01- WT NT MC MG WTW NTW MCW MGW	2,1W	3000K	19°	700mA	210 lm	90%
A349- ⊖ - ⊖ - ⊖ -10- WT NT MC MG WTW NTW MCW MGW	2,1W	2700K	38°	700mA	190 lm	92%
A349- ⊖ - ⊖ - ⊖ -11- WT NT MC MG WTW NTW MCW MGW	2,1W	3000K	38°	700mA	210 lm	92%

48 V | IP20 | CRI>90 | L90B10 > 102.000h



⊖	SUSPENSION DISTANCE
0	2 m
1	3 m
2	5 m

ADJUSTMENT RANGE 2m

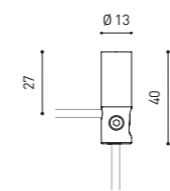
⊖	OPTIONS*
1	No DIM
2	DIM DALI

OTHER DIM OPTIONS PLEASE CONSULT

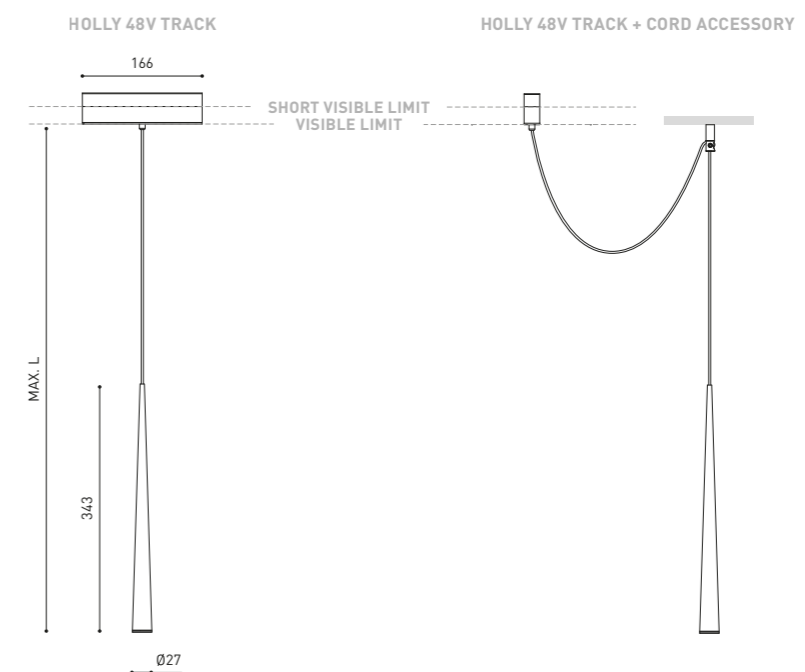
OPTIONAL ACCESSORY

CORD Accessory

0223-00-00- | W | N |



FINISHING	Lamp	Adaptor	Cord
WT	WT <input type="checkbox"/> N <input type="checkbox"/>	N <input type="checkbox"/>	W <input type="checkbox"/>
NT	NT <input type="checkbox"/> N <input type="checkbox"/>	N <input type="checkbox"/>	N <input type="checkbox"/>
MC	MC <input type="checkbox"/> N <input type="checkbox"/>	N <input type="checkbox"/>	N <input type="checkbox"/>
MG	MG <input type="checkbox"/> N <input type="checkbox"/>	N <input type="checkbox"/>	N <input type="checkbox"/>
WTW	WT <input type="checkbox"/> W <input type="checkbox"/>	W <input type="checkbox"/>	W <input type="checkbox"/>
NTW	NT <input type="checkbox"/> W <input type="checkbox"/>	N <input type="checkbox"/>	N <input type="checkbox"/>
MCW	MC <input type="checkbox"/> W <input type="checkbox"/>	W <input type="checkbox"/>	W <input type="checkbox"/>
MGW	MG <input type="checkbox"/> W <input type="checkbox"/>	W <input type="checkbox"/>	W <input type="checkbox"/>




MATERIAL | AL | PC |

RAL » 312

» 288

TRACK SYSTEM
TRACK 1L

TRACK SYSTEM
TRACK 3L



iO
4,5W
2700 / 3000 / 4000 K
485 - 520 Lm
20 / 30 / 56° BEAM
86 - 92 % LOR

PLUS MINI 1L
4,5W
2700 / 3000 / 4000 K
480 - 515 Lm
10 - 41° BEAM
20 - 40 % LOR

FIT 65 1L
10,3W
3000 / 4000 K
1300 / 1320 Lm
18 / 26 / 36° BEAM
84 - 90 % LOR

SIX
M / L
11,5 - 24,5 W
2700 / 3000 / 4000 K
1600 - 3000 Lm
17 - 38° BEAM
90 - 93 % LOR

PLUS
PLUS MINI / PLUS
4,5 / 10,4 W
2700 / 3000 / 4000 K
480 - 1330 Lm
10 - 14° / 12 - 51° BEAM
20 - 40 % LOR

ZEN TUBE
12 / 17 / 23 W
3000 / 4000 K
1640 - 3240 Lm
16 / 24 / 42° BEAM
90% LOR

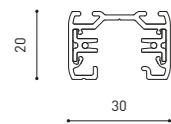
FIT
65 / 80
10,3 / 19 W
3000 / 4000 K
1300 - 2540 Lm
18 - 37° BEAM
84 - 93 % LOR

THOR
27 / 36 W
3000 / 4000 K
3750 - 4820 Lm
17 / 28 / 40° BEAM
90% LOR

SURFACE & SUSPENDED



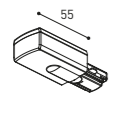
MORE INFO >>



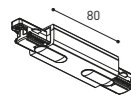
TRACK 1L 1m	A264-01-00- B N
TRACK 1L 2m	A264-02-00- B N
TRACK 1L 3m	A264-03-00- B N



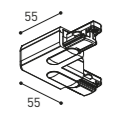
POLARITY
GROOVE



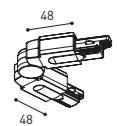
TRACK 1L Live-End Connector	A264-00-01- B N
	A264-00-02- B N



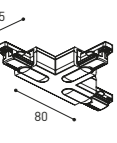
TRACK 1L Central Connector	A264-00-03- B N
----------------------------	---------------------



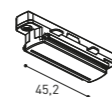
TRACK 1L 90° Angle	A264-00-06- B N
	A264-00-07- B N



TRACK 1L Corner Connector	A264-00-15- B N
---------------------------	---------------------



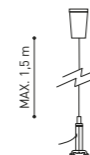
TRACK 1L T-Joint	A264-00-16- B N
	A264-00-17- B N



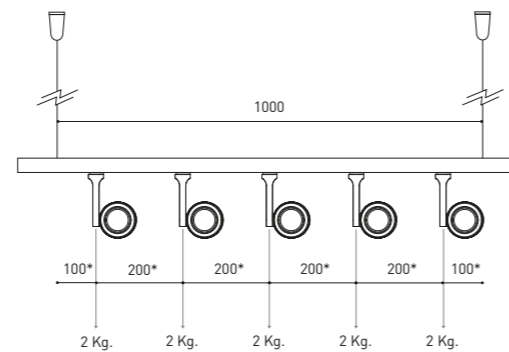
TRACK 1L Contact Joint	A264-00-04- B N
------------------------	---------------------



TRACK 1L End	A264-00-13- B N
--------------	---------------------



TRACK 1L Suspension Kit	A264-00-14- WT NT
	At least 2 units needed



*minimum distance (mm.)

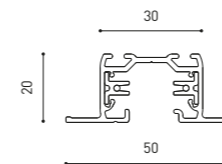
COLOUR | B □ | N ■ | WT □ | NT ■ |

RAL ⓘ » 312

FLUSH MOUNTING



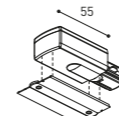
MORE INFO >>



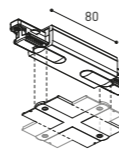
TRACK 1L FLUSH 1m	A264-11-00- B N
TRACK 1L FLUSH 2m	A264-12-00- B N
TRACK 1L FLUSH 3m	A264-13-00- B N



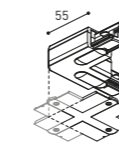
POLARITY
GROOVE



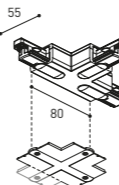
TRACK 1L FLUSH Live-End Connector	A264-00-01- B N
	A264-00-02- B N



TRACK 1L FLUSH Cover Plate	A264-10-19- B N
	Mandatory for installation

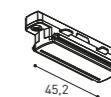


TRACK 1L FLUSH 90° Angle	A264-00-06- B N
	A264-00-07- B N

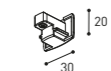


TRACK 1L FLUSH T-Joint	A264-00-16- B N
	A264-00-17- B N

TRACK 1L FLUSH Corner Cover Plate	A264-10-20- B N
	Mandatory for installation



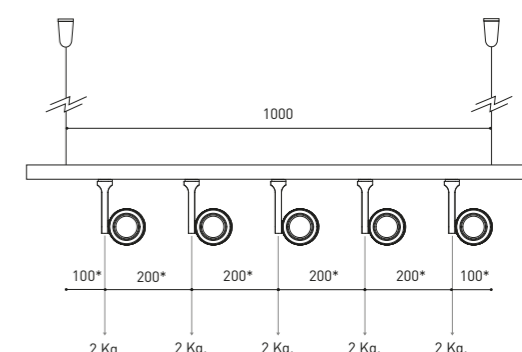
TRACK 1L FLUSH Contact Joint	A264-00-04- B N
------------------------------	---------------------



TRACK 1L FLUSH End	A264-00-13- B N
--------------------	---------------------



TRACK 1L FLUSH Suspension Kit	A264-10-15
	For wire 1,5 mm (Not Included)



*minimum distance (mm.)

COLOUR | B □ | N ■ |

RAL ⓘ » 312

RECOMMENDED FOR INSTALLATIONS WHERE THE PROFILE CAN BE INSTALLED BEFORE THE FALSE PLASTERBOARD CEILING (THICKNESS 12,5mm.)



Magnetic 24V iO Micro_P.93
iO surface_P.126

Extended Family
iO 24V_P.183
iO 48V_P.202



MORE INFO >>

				P	CCT	Beam	I	Flux	LOR
iO	A262-00-10-	WT	NT	4,5W	2700K	20°	500mA	485 lm	92%
	A262-00-11-	WT	NT	4,5W	3000K	20°	500mA	505 lm	92%
	A262-00-12-	WT	NT	4,5W	4000K	20°	500mA	520 lm	92%
	A262-00-20-	WT	NT	4,5W	2700K	30°	500mA	485 lm	89%
	A262-00-21-	WT	NT	4,5W	3000K	30°	500mA	505 lm	89%
	A262-00-22-	WT	NT	4,5W	4000K	30°	500mA	520 lm	89%
	A262-00-30-	WT	NT	4,5W	2700K	56°	500mA	485 lm	86%
	A262-00-31-	WT	NT	4,5W	3000K	56°	500mA	505 lm	86%
	A262-00-32-	WT	NT	4,5W	4000K	56°	500mA	520 lm	86%

220 V~ | IP20 | CRI>90 | L90B10 >55.000h



OPTIONAL ACCESSORIES

NOT SOLD SEPARATELY
AFFECTS THE LIGHTING PARAMETERS

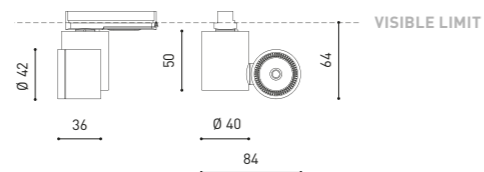
iO Beam Mixer Diffuser 0805-01-00



iO Anti-glare Honeycomb Louver 0806-00-00 | WT | NT |



iO High Chromatic LED ⓘ » 281



COLOUR | WT □ | NT ■ | MATERIAL | AL | PC |

TRACK 1L ⓘ » 218

PLUS MINI 1L



Magnetic 24V Plus Micro_P.94
Plus Recessed_P.101
Plus 24V_P.182

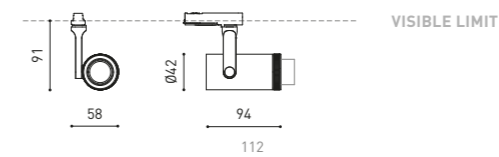
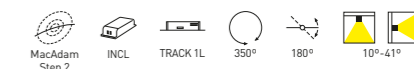
Extended Family
Plus 48V_P.201
Plus_P.229
Black Foster Plus Mini_P.246



MORE INFO >>

				P	CCT	Beam	I	Flux	LOR
PLUS Mini 1L	A327-00-20-	WT	NT	4,5W	2700K	10°-41°	500mA	480 lm	20-40%
	A327-00-21-	WT	NT	4,5W	3000K	10°-41°	500mA	500 lm	20-40%
	A327-00-22-	WT	NT	4,5W	4000K	10°-41°	500mA	515 lm	20-40%

220 V~ | IP20 | CRI>90 | L90B10 >55.000h



OPTIONAL

PLUS MINI High Chromatic LED ⓘ » 281

NOT SOLD SEPARATELY
AFFECTS THE LIGHTING PARAMETERS



FIT 65 1L

Magnetic 24V Fit_P.92
Fit Recessed_P.100

Fit Surface_P.124
Fit 24V_P.184
Fit 48V_P.197

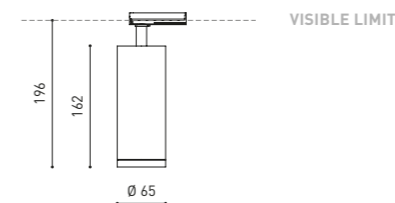
Extended Family
Fit_P.228
Black Foster Fit 35_P.246
Black Foster Fit 27_P.249



MORE INFO >>

				P	CCT	Beam	I	Flux	LOR
FIT 65 1L	A366-01-11-	WT	NT	10,3W	3000K	18°	300mA	1300 lm	90%
	A366-01-12-	WT	NT	10,3W	4000K	18°	300mA	1320 lm	90%
	A366-01-21-	WT	NT	10,3W	3000K	26°	300mA	1300 lm	88%
	A366-01-22-	WT	NT	10,3W	4000K	26°	300mA	1320 lm	88%
	A366-01-31-	WT	NT	10,3W	3000K	36°	300mA	1300 lm	84%
	A366-01-32-	WT	NT	10,3W	4000K	36°	300mA	1320 lm	84%

220 V~ | IP20 | CRI>90 | L90B10 >55.000h



OPTIONAL ACCESSORY

FIT 65 Anti-glare Honeycomb Louver A356-00-00

NOT SOLD SEPARATELY
AFFECTS THE LIGHTING PARAMETERS

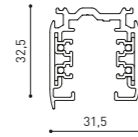



COLOUR | WT □ | NT ■ | MATERIAL | AL | OPTICAL PMMA |

TRACK 1L ⓘ » 218

COLOUR | WT □ | NT ■ | MATERIAL | AL | PC |

TRACK 3L SURFACE & SUSPENDED



MORE INFO >>

TRACK 3L 1m	A282-01-00- B N
TRACK 3L 2m	A282-02-00- B N
TRACK 3L 3m	A282-03-00- B N



WEIGHT BEAR CAPACITY

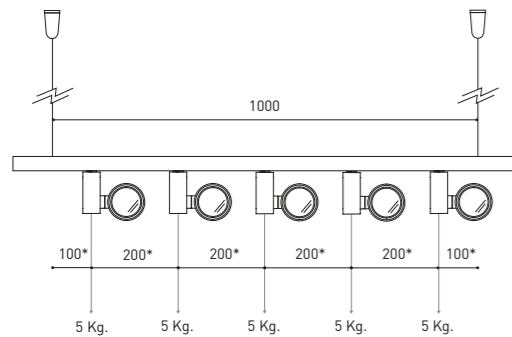
Distancia de fijación y capacidad de carga.
Distancia fijación recomendada l- 1000 mm.

Fastening distance and loading capacity.
Recommended fastening distance l- 1000 mm.

Distance de fixation et capacité de charge.
Distance de fixation recommandée l- 1000 mm.

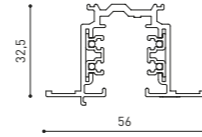

Distanza di installazione e capacità di carico.
Distanza consigliata di fissazione l- 1000 mm.

Befestigungsabstand und Belastbarkeit.
Empfohlener Abstand l- 1000 mm.



*minimum distance [mm.]

TRACK 3L FLUSH MOUNTING*



MORE INFO >>

TRACK 3L FLUSH 1m	A282-11-00- B N
TRACK 3L FLUSH 2m	A282-12-00- B N
TRACK 3L FLUSH 3m	A282-13-00- B N

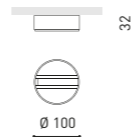


OPTIONAL ACCESSORIES

FIT MODEL: ACCESSORIES ONLY IN BLACK FINISH
SIX MODEL: ACCESSORIES NOT AVAILABLE

TRACKLIGHT Surface Adapter

0000-55-43- W
0000-55-39- N

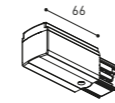


TRACKLIGHT Recessed Adapter

0000-55-44- W
0000-55-40- N

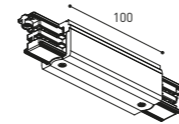


SURFACE & SUSPENDED



POLARITY GROOVE

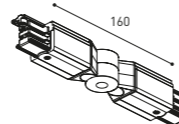
A282-00-01- B N
A282-00-02- B N



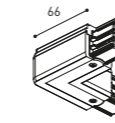
TRACK 3L Central Connector
A282-00-03- B N



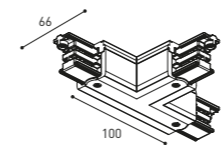
TRACK 3L Fixation Kit
A219-21-06- B N



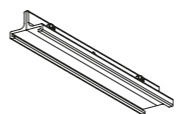
TRACK 3L Universal Angle
A282-00-15- B N



TRACK 3L 90° Angle
A282-00-06- B N
A282-00-07- B N



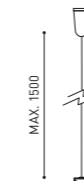
TRACK 3L T Joint
A282-00-16- B N
A282-00-17- B N



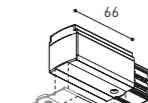
TRACK 3L Mechanical Joint
A219-21-11- B N

TRACK 3L Suspension Kit
A219-21-10- B N

At least 2 units needed

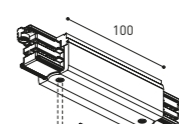


FLUSH MOUNTING*



POLARITY GROOVE

A282-00-01- B N
A282-00-02- B N



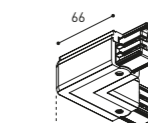
TRACK 3L Central Connector
A282-00-03- B N



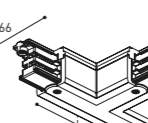
TRACK 3L FLUSH Cover Plate
A282-10-19- B N

Mandatory for installation

Mandatory for installation



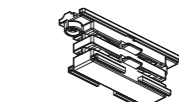
TRACK 3L 90° Angle
A282-00-06- B N
A282-00-07- B N



TRACK 3L FLUSH Corner Cover Plate
A282-10-20- B N

Mandatory for installation

SURFACE & SUSP. / FLUSH MOUNTING



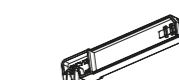
TRACK Contact Joint
A282-00-04- B N



TRACK End
A219-20-02- B N



TRACK Clamp Kit for M6 ROD
A219-21-21- B



TRACK Bending Tool
A282-00-00

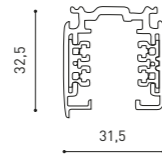
For tracks its length has been modified

COLOUR | B □ | N ■ | W □ |

RAL ⓘ » 312

* RECOMMENDED FOR INSTALLATIONS WHERE THE PROFILE CAN BE INSTALLED BEFORE THE FALSE PLASTERBOARD CEILING (THICKNESS 12,5mm.)

TRACK 3L SURFACE & SUSPENDED



MORE INFO >>

TRACK 3L 1m	A219-21-01- B N
TRACK 3L 2m	A219-21-02- B N
TRACK 3L 3m	A219-21-03- B N



WEIGHT BEAR CAPACITY

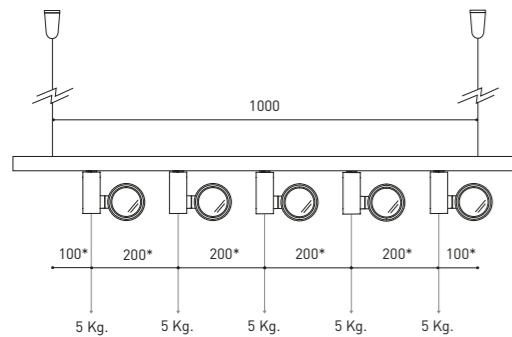
Distancia de fijación y capacidad de carga.
Distancia fijación recomendada l- 1000 mm.

Fastening distance and loading capacity.
Recommended fastening distance l- 1000 mm.

Distance de fixation et capacité de charge.
Distance de fixation recommandée l- 1000 mm.

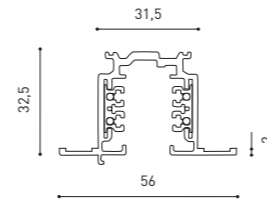

Distanza di installazione e capacità di carico.
Distanza consigliata di fissazione l- 1000 mm.

Befestigungsabstand und Belastbarkeit.
Empfohlener Abstand l- 1000 mm.



*minimum distance [mm.]

TRACK 3L FLUSH MOUNTING*

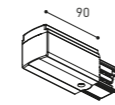


MORE INFO >>

TRACK 3L FLUSH 1m	A219-22-01- B N
TRACK 3L FLUSH 2m	A219-22-02- B N
TRACK 3L FLUSH 3m	A219-22-03- B N

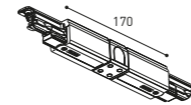


SURFACE & SUSPENDED



POLARITY GROOVE

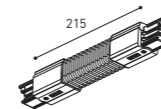
TRACK 3L Live-End Connector
A219-21-04- B N
A219-21-12- B N



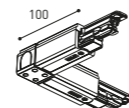
TRACK 3L Central Connector
A219-21-05- B N



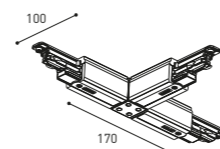
TRACK 3L Fixation Kit
A219-21-06- B N



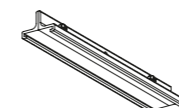
TRACK 3L Universal Angle
A219-21-07- B N



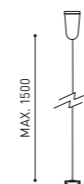
TRACK 3L 90° Angle
A219-21-08- B N
A219-21-13- B N



TRACK 3L T Joint
A219-21-09- B N
A219-21-14- B N



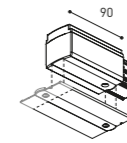
TRACK 3L Mechanical Joint
A219-21-11- B N



TRACK 3L Suspension Kit
A219-21-10- B N

At least 2 units needed

FLUSH MOUNTING*

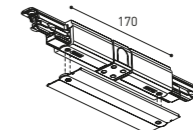


POLARITY GROOVE

TRACK 3L FLUSH Live-End Connector
A219-21-04- B N
A219-21-12- B N

TRACK 3L FLUSH Cover Plate
A219-22-10- B N

Mandatory for installation



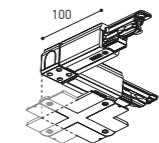
TRACK 3L FLUSH Central Connector
A219-21-05- B N

TRACK 3L FLUSH COVER Plate
A219-22-10- B N

Mandatory for installation



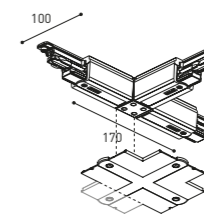
TRACK 3L FLUSH Ceiling Kit
A219-22-06- B



TRACK 3L FLUSH 90° Angle
A219-21-08- B N
A219-21-13- B N

TRACK 3L FLUSH Corner Cover Plate
A219-22-11- B N

Mandatory for installation



TRACK 3L T Joint
A219-21-09- B N
A219-21-14- B N

TRACK 3L FLUSH Corner Cover Plate
A219-22-11- B N

Mandatory for installation

SURFACE & SUSP. / FLUSH MOUNTING



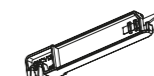
TRACK Contact Joint
A219-20-01- B N



TRACK End
A219-20-02- B N



TRACK Clamp Kit for M6 ROD
A219-21-21- B



TRACK Bending Tool
A282-00-00

For tracks its length has been modified

COLOUR | B □ | N ■ |

RAL ⓘ » 312

* RECOMMENDED FOR INSTALLATIONS WHERE THE PROFILE CAN BE INSTALLED BEFORE THE FALSE PLASTERBOARD CEILING (THICKNESS 12,5mm.)



Magnetic 24V Six XS_P.95
Six Recessed_P.97

Extended Family
Six XS 24V_P.182
Six XS 48V_P.194
Black Foster Six S_P.246



MORE INFO >>

		P	CCT	Beam	I	Flux	LOR
SIX L 1	A286-11-10- WT NT	11,5W	2700K	17°	350mA	1600 lm	93%
	A286-11-11- WT NT	11,5W	3000K	17°	350mA	1650 lm	93%
	A286-11-12- WT NT	11,5W	4000K	17°	350mA	1700 lm	93%
	A286-11-30- WT NT	11,5W	2700K	26°	350mA	1600 lm	93%
	A286-11-31- WT NT	11,5W	3000K	26°	350mA	1650 lm	93%
	A286-11-32- WT NT	11,5W	4000K	26°	350mA	1700 lm	93%
	A286-11-20- WT NT	11,5W	2700K	34°	350mA	1600 lm	90%
	A286-11-21- WT NT	11,5W	3000K	34°	350mA	1650 lm	90%
	A286-11-22- WT NT	11,5W	4000K	34°	350mA	1700 lm	90%
	SIX L 2	A286-2- Ⓞ -10- WT NT	24,5W	2700K	17°	700mA	2850 lm
A286-2- Ⓞ -11- WT NT		24,5W	3000K	17°	700mA	2950 lm	93%
A286-2- Ⓞ -12- WT NT		24,5W	4000K	17°	700mA	3000 lm	93%
A286-2- Ⓞ -30- WT NT		24,5W	2700K	26°	700mA	2850 lm	93%
A286-2- Ⓞ -31- WT NT		24,5W	3000K	26°	700mA	2950 lm	93%
A286-2- Ⓞ -32- WT NT		24,5W	4000K	26°	700mA	3000 lm	93%
A286-2- Ⓞ -20- WT NT		24,5W	2700K	34°	700mA	2850 lm	90%
A286-2- Ⓞ -21- WT NT		24,5W	3000K	34°	700mA	2950 lm	90%
A286-2- Ⓞ -22- WT NT		24,5W	4000K	34°	700mA	3000 lm	90%

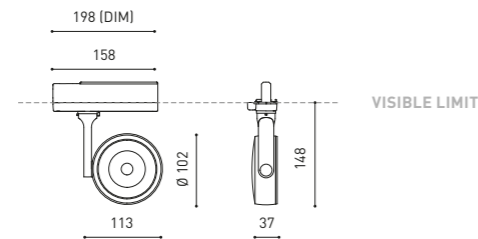
220 V~ | IP20 | CRI>90 | L90B10 >55.000h



Ⓞ *OPTIONS

1	No DIM
4	DIM DALI

OPTIONAL
SIX L High Chromatic LED ⓘ » 281
NOT SOLD SEPARATELY
AFFECTS THE LIGHTING PARAMETERS



COLOUR | WT □ | NT ■ | MATERIAL | AL | PC | TRACK 3L ⓘ » 222

Ⓞ ⓘ » 288



MORE INFO >>

		P	CCT	Beam	I	Flux	LOR
SIX M 1	A331-11-10- WT NT	11,5W	2700K	19°	350mA	1600 lm	93%
	A331-11-11- WT NT	11,5W	3000K	19°	350mA	1650 lm	93%
	A331-11-12- WT NT	11,5W	4000K	19°	350mA	1700 lm	93%
	A331-11-20- WT NT	11,5W	2700K	28°	350mA	1600 lm	91%
	A331-11-21- WT NT	11,5W	3000K	28°	350mA	1650 lm	91%
	A331-11-22- WT NT	11,5W	4000K	28°	350mA	1700 lm	91%
	A331-11-30- WT NT	11,5W	2700K	38°	350mA	1600 lm	93%
	A331-11-31- WT NT	11,5W	3000K	38°	350mA	1650 lm	93%
	A331-11-32- WT NT	11,5W	4000K	38°	350mA	1700 lm	93%
	SIX M 2	A331-2- Ⓞ -10- WT NT	17W	2700K	19°	500mA	2050 lm
A331-2- Ⓞ -11- WT NT		17W	3000K	19°	500mA	2130 lm	93%
A331-2- Ⓞ -12- WT NT		17W	4000K	19°	500mA	2160 lm	93%
A331-2- Ⓞ -20- WT NT		17W	2700K	28°	500mA	2050 lm	91%
A331-2- Ⓞ -21- WT NT		17W	3000K	28°	500mA	2130 lm	91%
A331-2- Ⓞ -22- WT NT		17W	4000K	28°	500mA	2160 lm	91%
A331-2- Ⓞ -30- WT NT		17W	2700K	38°	500mA	2050 lm	93%
A331-2- Ⓞ -31- WT NT		17W	3000K	38°	500mA	2130 lm	93%
A331-2- Ⓞ -32- WT NT		17W	4000K	38°	500mA	2160 lm	93%

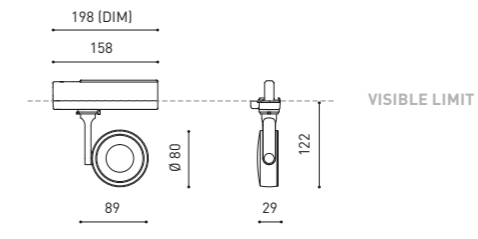
220 V~ | IP20 | CRI>90 | L90B10 >55.000h



Ⓞ *OPTIONS

1	No DIM
2	DIM DALI

OPTIONAL
SIX M High Chromatic LED ⓘ » 281
NOT SOLD SEPARATELY
AFFECTS THE LIGHTING PARAMETERS



COLOUR | WT □ | NT ■ | MATERIAL | AL | PC | TRACK 3L ⓘ » 222


Ⓞ ⓘ » 288




Magnetic 24V Fit_P.92
Fit Recessed_P.100

Fit Surface_P.124
Fit 24V_P.184
Fit 48V_P.197

Extended Family
Fit 65 1L_P.221
Black Foster Fit 35_P.246
Black Foster Fit 27_P.249



MORE INFO >>



MORE INFO >>

⊞	*OPTIONS
1	No DIM
2	DIM DALI

OPTIONAL ACCESSORIES

FIT 80 Anti-glare Honeycomb Louver
A357-00-00

FIT 65 Anti-glare Honeycomb Louver
A356-00-00

NOT SOLD SEPARATELY
AFFECT THE LIGHTING PARAMETERS



		P	CCT	Beam	I	Flux	LOR
FIT 80	A357-0-⊞ -11- WT NT	19W	3000K	19°	550mA	2500 lm	90%
	A357-0-⊞ -12- WT NT	19W	4000K	19°	550mA	2540 lm	90%
	A357-0-⊞ -21- WT NT	19W	3000K	28°	550mA	2500 lm	84%
	A357-0-⊞ -22- WT NT	19W	4000K	28°	550mA	2540 lm	84%
	A357-0-⊞ -31- WT NT	19W	3000K	37°	550mA	2500 lm	85%
	A357-0-⊞ -32- WT NT	19W	4000K	37°	550mA	2540 lm	85%

220 V~ | IP20 | CRI>90 | L90B10 >55.000h

MacAdam Step 2 | OPTIONS* | INCL | TRACK 3L | 360° | 90° | 19°/28°/37°

		P	CCT	Beam	I	Flux	LOR
FIT 65	A356-01-11- WT NT	10,3W	3000K	18°	300mA	1300 lm	90%
	A356-01-12- WT NT	10,3W	4000K	18°	300mA	1320 lm	90%
	A356-01-21- WT NT	10,3W	3000K	26°	300mA	1300 lm	88%
	A356-01-22- WT NT	10,3W	4000K	26°	300mA	1320 lm	88%
	A356-01-31- WT NT	10,3W	3000K	36°	300mA	1300 lm	84%
	A356-01-32- WT NT	10,3W	4000K	36°	300mA	1320 lm	84%

220 V~ | IP20 | CRI>90 | L90B10 >55.000h

MacAdam Step 2 | INCL | TRACK 3L | 360° | 90° | 18°/26°/36°

		P	CCT	Beam	I	Flux	LOR
FIT 65	A356-0-⊞ -11- WT NT	10,3W	3000K	18°	300mA	1300 lm	90%
	A356-0-⊞ -12- WT NT	10,3W	4000K	18°	300mA	1320 lm	90%
	A356-0-⊞ -21- WT NT	10,3W	3000K	26°	300mA	1300 lm	88%
	A356-0-⊞ -22- WT NT	10,3W	4000K	26°	300mA	1320 lm	88%
	A356-0-⊞ -31- WT NT	10,3W	3000K	36°	300mA	1300 lm	84%
	A356-0-⊞ -32- WT NT	10,3W	4000K	36°	300mA	1320 lm	84%

220 V~ | IP20 | CRI>90 | L90B10 >55.000h

MacAdam Step 2 | DALI | INCL | TRACK 3L | 360° | 90° | 18°/26°/36°



COLOUR | WT □ | NT ■ | MATERIAL | AL | PC | TRACK 3L ⓘ » 222

Ⓜ » 288



Magnetic 24V Plus Micro_P.94
Plus Recessed_P.101
Plus 24V_P.182

Extended Family
Plus 48V_P.201
Plus Mini 1L_P.221
Black Foster Plus Mini_P.246



MORE INFO >>



MORE INFO >>

		P	CCT	Beam	I	Flux	LOR
PLUS	A324-00-00- WT NT	10,4W	2700K	12°-51°	300mA	1260 lm	26-40%
	A324-00-01- WT NT	10,4W	3000K	12°-51°	300mA	1310 lm	26-40%
	A324-00-02- WT NT	10,4W	4000K	12°-51°	300mA	1330 lm	26-40%

220 V~ | IP20 | CRI>90 | L90B10 >55.000h

MacAdam Step 2 | INCL | TRACK 3L | 350° | 180° | 12°-51°

		P	CCT	Beam	I	Flux	LOR
PLUS Mini	A327-00-10- WT NT	4,5W	2700K	10°-41°	500mA	480 lm	20-40%
	A327-00-11- WT NT	4,5W	3000K	10°-41°	500mA	500 lm	20-40%
	A327-00-12- WT NT	4,5W	4000K	10°-41°	500mA	515 lm	20-40%

220 V~ | IP20 | CRI>90 | L90B10 >55.000h

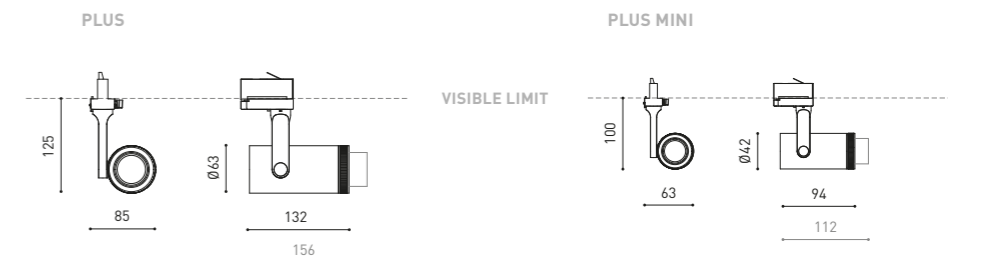
MacAdam Step 2 | INCL | TRACK 3L | 350° | 180° | 10°-41°

OPTIONAL

PLUS High Chromatic LED ⓘ » 281

PLUS MINI High Chromatic LED ⓘ » 281

NOT SOLD SEPARATELY
AFFECT THE LIGHTING PARAMETERS




COLOUR | WT □ | NT ■ | MATERIAL | AL | OPTICAL GLASS | TRACK 3L ⓘ » 222

Ⓜ » 288

TRACK SYSTEM
ZEN TUBE



Extended Family
Zen Tube Surface_P.127
Zen Tube 48V_P.203



MORE INFO >>

		P	CCT	I	Flux	LOR
ZEN TUBE 1	A284-21- Ⓞ -1- WT NT	12W	3000K	350mA	1640 lm	90%
	A284-21- Ⓞ -2- WT NT	12W	4000K	350mA	1670 lm	90%
ZEN TUBE 2	A284-22- Ⓞ -1- WT NT	17W	3000K	500mA	2220 lm	90%
	A284-22- Ⓞ -2- WT NT	17W	4000K	500mA	2250 lm	90%
ZEN TUBE 3	A284-23- Ⓞ -1- WT NT	23W	3000K	700mA	3190 lm	90%
	A284-23- Ⓞ -2- WT NT	23W	4000K	700mA	3240 lm	90%

220
240 V~ | IP20 | CRI>90 | L90B10
>55.000h




Ⓞ	BEAM OPTIONS
1	16°
2	24°
3	42°

OPTIONAL ACCESSORIES

NOT SOLD SEPARATELY
AFFECT THE LIGHTING PARAMETERS

ZEN Anti-glare Honeycomb Louver 0702-02-00



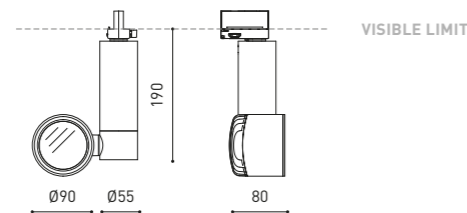
ZEN Elliptical Refractor 0700-08-00



ZEN Beam Mixer Diffuser 0805-02-00



ZEN High Chromatic LED ⓘ » 281



COLOUR | WT □ | NT ■ |

MATERIAL | AL | GL-TRANS |

TRACK 3L ⓘ » 222

OTHER CCT PLEASE CONSULT

Ⓞ » 288

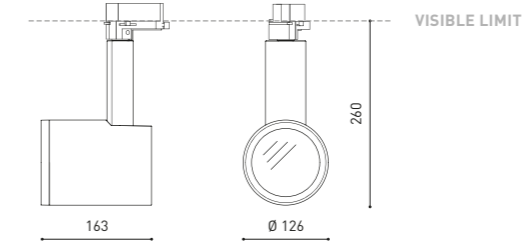
TRACK 3L SYSTEM
THOR



MORE INFO >>

		P	CCT	I	Flux	LOR
THOR 1	A226-11- Ⓞ -1- WT NT	27W	3000K	800mA	3750 lm	90%
	A226-11- Ⓞ -2- WT NT	27W	4000K	800mA	3820 lm	90%
THOR 2	A226-21- Ⓞ -1- WT NT	36W	3000K	1050mA	4750 lm	90%
	A226-21- Ⓞ -2- WT NT	36W	4000K	1050mA	4820 lm	90%
DALI	A226-24- Ⓞ -1- WT NT	36W	3000K	1050mA	4750 lm	90%
	A226-24- Ⓞ -2- WT NT	36W	4000K	1050mA	4820 lm	90%

220
240 V~ | IP20 | CRI>90 | L90B10
>55.000h



Ⓞ	BEAM OPTIONS
1	17°
2	28°
3	40°

OPTIONAL ACCESSORIES

AFFECT THE LIGHTING PARAMETERS

THOR Anti-glare Screen 0802-00-00- | WT |
0802-00-00- | NT |



THOR Beam Mixer Diffuser 0805-03-00

NOT SOLD SEPARATELY



THOR Anti-glare Honeycomb Louver 0802-02-00

NOT SOLD SEPARATELY



THOR Elliptical Refractor 0802-04-00

NOT SOLD SEPARATELY



THOR High Chromatic Led ⓘ » 281

NOT SOLD SEPARATELY

COLOUR | WT □ | NT ■ |

MATERIAL | AL | GL-TRANS |

TRACK 3L ⓘ » 222

OTHER CCT PLEASE CONSULT

Ⓞ » 288

FANCY SHAPE_234

BLACK FOSTER CUSTOM_242

BLACK FOSTER CUSTOM SYSTEM_248

BLACK FOSTER MICRO

CUSTOM SURFACE_254

BRIGHT LINE_258

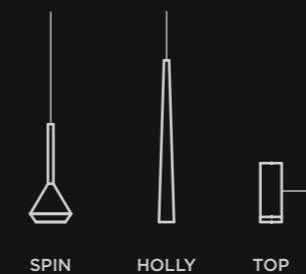
FIFTY+ CUSTOM_261



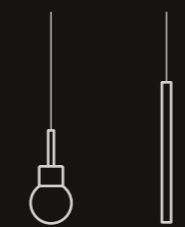


EL SISTEMA FANCY SHAPE PERMITE CREAR DISTINTAS CONFIGURACIONES DE PRODUCTO COMBINADAS EN UNA MISMA BASE. EN EL ESQUEMA SE MUESTRAN LAS COMPATIBILIDADES ENTRE PRODUCTOS MONTADOS EN UNA MISMA BASE. EN PROYECTOS AD HOC SE PUEDEN CREAR COMBINACIONES INFINITAS SIN LIMITACIONES DE COMPATIBILIDAD MÁS ALLÁ DE LAS SUGERIDAS EN LA ILUSTRACIÓN.

COMPATIBILITY



SPIN HOLLY TOP



ALASKA STICK



ALASKA BIG

FANCY SHAPE BASES

- Ø 155 | Max. 2 Luminaires
- Ø 270 | Max. 6 Luminaires
- Ø 330 | Max. 12 Luminaires

- Ø 155 | Max. 2 Luminaires
- Ø 270 | Max. 6 Luminaires
- Ø 330 | Max. 12 Luminaires

- Ø 155 | Max. 2 Luminaires
- Ø 270 | Max. 3 Luminaires
- Ø 330 | Max. 6 Luminaires

The Fancy Shape system allows for the creation of different product configurations combined on the same base. The diagram shows the compatibilities between products assembled on the same base. In *ad hoc* projects, infinite combinations can be created with no compatibility limitations beyond those suggested in the image.

Le système Fancy Shape permet de créer différentes configurations de produits regroupées sur une même base. Le schéma indique la compatibilité entre produits montés sur une même base. Les projets *ad hoc* permettent donc la création d'une infinité de combinaisons, sans restriction de compatibilité autre que celles indiquées dans le schéma.

Il sistema Fancy Shape consente di creare varie configurazioni di prodotto, combinate su un'unica base. Nello schema si indicano le compatibilità tra prodotti montati su una stessa base. Per i progetti *ad hoc* è possibile creare infinite combinazioni, senza limiti di compatibilità, oltre a quelle suggerite nell'illustrazione.

Das Fancy Shape-System ermöglicht es Ihnen, verschiedene Produktkonfigurationen auf einer einzigen Basis zu kombinieren. Das Diagramm zeigt die Kompatibilität zwischen Produkten, die auf der gleichen Grundfläche montiert sind. In *Ad hoc*-Projekten können unendlich viele Kombinationen erstellt werden, ohne dass die Kompatibilität über die in der Abbildung genannten Einschränkungen hinausgeht.

CUSTOM SYSTEM
TOP FANCY SHAPE



MORE INFO >>

OPTIONAL ACCESSORIES

TOP Beam Mixer Diffuser

0805-01-00

NOT SOLD SEPARATELY
AFFECT THE LIGHTING PARAMETERS



TOP Anti-glare Louver

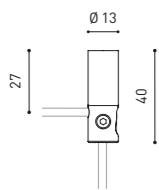
0807-00-00 | NT |

NOT SOLD SEPARATELY
AFFECT THE LIGHTING PARAMETERS



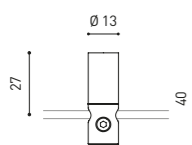
Cord Accessory

0223-00-00- | N |



Cord Accessory One Plane

0224-00-00- | N |



Extended Family
Magnetic 24V Top Micro_P.94
Top_P.114
Top Micro 24V_P.181
Top 48V_P.210

		P	CCT	Beam	I	Flux	LOR
TOP Fancy Shape	A427- Ⓞ -0-10- NT	6,5W	2700K	20°	700mA	610 lm	92%
	A427- Ⓞ -0-11- NT	6,5W	3000K	20°	700mA	640 lm	92%
	A427- Ⓞ -0-12- NT	6,5W	4000K	20°	700mA	655 lm	92%
	A427- Ⓞ -0-20- NT	6,5W	2700K	30°	700mA	610 lm	89%
	A427- Ⓞ -0-21- NT	6,5W	3000K	30°	700mA	640 lm	89%
	A427- Ⓞ -0-22- NT	6,5W	4000K	30°	700mA	655 lm	89%
	A427- Ⓞ -0-30- NT	6,5W	2700K	56°	700mA	610 lm	86%
	A427- Ⓞ -0-31- NT	6,5W	3000K	56°	700mA	640 lm	86%
	A427- Ⓞ -0-32- NT	6,5W	4000K	56°	700mA	655 lm	86%

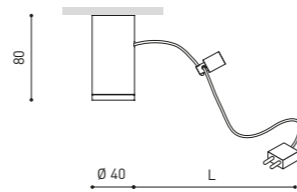
IP20 | CRI>90 | L90B10 >55.000h



CORD LENGTH - L

0	2 m
2	5 m

OTHER LENGTH PLEASE CONSULT



MANDATORY FOR INSTALLATION

FANCY SHAPE BASE 2 700mA 1 to 2 Lamps

A417-03-11- | WT | NT |
DALI A417-03-12- | WT | NT |

2 Equidistant Fixing Points



FANCY SHAPE BASE 12 700mA 7 to 12 Lamps

A417-03-31- | WT | NT |
DALI A417-03-32- | WT | NT |

12 Equidistant Fixing Points



FANCY SHAPE BASE 6 700mA 3 to 6 Lamps

A417-03-21- | WT | NT |
DALI A417-03-22- | WT | NT |

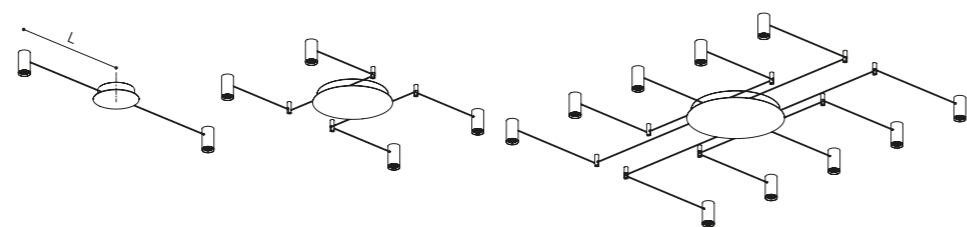
6 Equidistant Fixing Points



TOP Fancy Shape
Application example 2 Lamps

TOP Fancy Shape
Application example 4 Lamps

TOP Fancy Shape
Application example 10 Lamps



COLOUR | NT ■ | WT □ | N ■ | MATERIAL | AL | ABS+PC | RAL ⓘ » 312

» 288

CUSTOM SYSTEM
STICK FANCY SHAPE



MORE INFO >>

STICK LENGTH

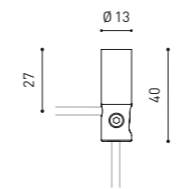
2	STICK 22	220 mm
3	STICK 44	440 mm
4	STICK 66	660 mm

OPTIONAL ACCESSORIES

Cord Accessory

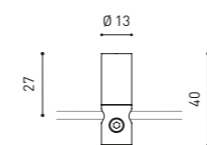
0223-00-00- | N |

Included 1 unit x lamp



Cord Accessory One Plane

0224-00-00- | N |



Extended Family
Stick_P.142
Stick 24V_P.185
Stick 48V_P.214

		P	CCT	Beam	I	Flux	LOR
STICK Fancy Shape	A42- Ⓞ - Ⓞ -0-10- WT NT MG	5,6W	2700K	18°	500mA	530 lm	84%
	A42- Ⓞ - Ⓞ -0-11- WT NT MG	5,6W	3000K	18°	500mA	570 lm	84%
	A42- Ⓞ - Ⓞ -0-20- WT NT MG	5,6W	2700K	31°	500mA	530 lm	82%
	A42- Ⓞ - Ⓞ -0-21- WT NT MG	5,6W	3000K	31°	500mA	570 lm	82%
	A42- Ⓞ - Ⓞ -0-30- WT NT MG	5,6W	2700K	42°	500mA	530 lm	84%
	A42- Ⓞ - Ⓞ -0-31- WT NT MG	5,6W	3000K	42°	500mA	570 lm	84%

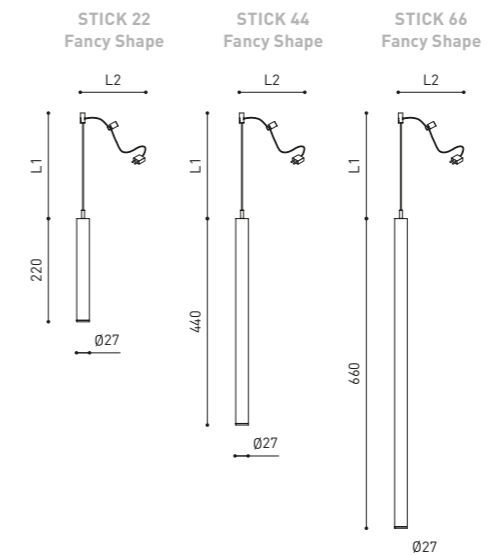
IP20 | CRI>90 | L90B10 >108.000h



CORD LENGTH - L1 + L2

0	2 m
2	5 m

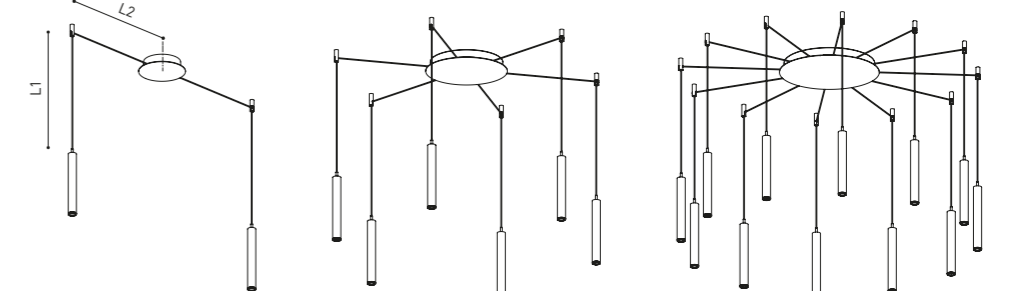
OTHER LENGTH PLEASE CONSULT



STICK Fancy Shape
Application example 2 Lamps

STICK Fancy Shape
Application example 6 Lamps


STICK Fancy Shape
Application example 12 Lamps



COLOUR | WT □ | NT ■ | MG ■ | N ■ | MATERIAL | AL | ABS+PC | RAL ⓘ » 312

OTHER CCT & DIM OPTIONS PLEASE CONSULT | OTHER FINISHING COMBINATIONS PLEASE CONSULT | » 288

ALASKA FANCY SHAPE



MORE INFO >>

		P	CCT	I	Flux	LOR
ALASKA Big Fancy Shape	A419- 00-00- N BG	9,3W	2700K	550mA	1130 lm	37%
	A419- 00-01- N BG	9,3W	3000K	550mA	1200 lm	37%

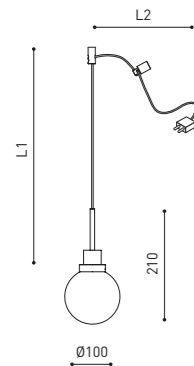
IP20 | CRI>90 | L90B10 >60.000h



CORD LENGTH - L1 + L2

1	3 m
2	5 m

OTHER LENGTH PLEASE CONSULT



MANDATORY FOR INSTALLATION

FANCY SHAPE BASE 2 550mA 1 to 2 Lamps

A417-02-11- WT NT
DALI A417-02-12- WT NT

2 Equidistant Fixing Points



FANCY SHAPE BASE 6 550mA 4 to 6 Lamps

A417-02-31- WT NT
DALI A417-02-32- WT NT

12 Equidistant Fixing Points



FANCY SHAPE BASE 3 550mA 3 Lamps

A417-02-21- WT NT
DALI A417-02-22- WT NT

6 Equidistant Fixing Points

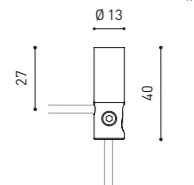


OPTIONAL ACCESSORIES

Cord Accessory

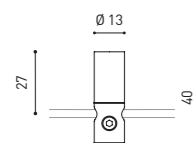
0223-00-00- | N |

Included 1 unit x lamp

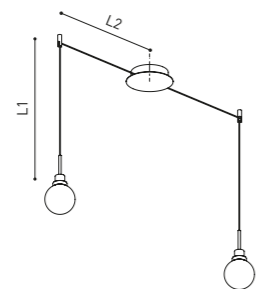


Cord Accessory One Plane

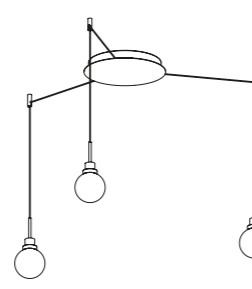
0224-00-00- | N |



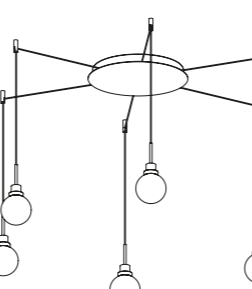
ALASKA BIG Fancy Shape
Application example 2 Lamps



ALASKA BIG Fancy Shape
Application example 3 Lamps



ALASKA BIG Fancy Shape
Application example 6 Lamps




COLOUR | N ■ | BG ■ | WT □ | NT ■ | MATERIAL | AL | OPTICAL GLASS | RAL ⓘ » 312

OTHER CCT & DIM OPTIONS PLEASE CONSULT | OTHER FINISHING COMBINATIONS PLEASE CONSULT

» 288



Extended Family
Alaska Trimless_P.60
Alaska_P.130
Alaska 24V_P.181



MORE INFO >>

		P	CCT	I	Flux	LOR
ALASKA Fancy Shape	A418- 00-00- N BG	4,5W	2700K	500mA	475 lm	30%
	A418- 00-01- N BG	4,5W	3000K	500mA	500 lm	30%

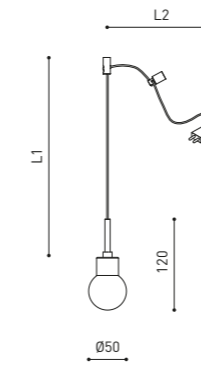
IP20 | CRI>90 | L90B10 >55.000h



CORD LENGTH - L1 + L2

0	2 m
2	5 m

OTHER LENGTH PLEASE CONSULT



MANDATORY FOR INSTALLATION

FANCY SHAPE BASE 2 500mA 1 to 2 Lamps

A417-01-11- WT NT
DALI A417-01-12- WT NT

2 Equidistant Fixing Points



FANCY SHAPE BASE 12 500mA 7 to 12 Lamps

A417-01-51- WT NT
DALI A417-01-52- WT NT

12 Equidistant Fixing Points



FANCY SHAPE BASE 6 500mA 3 to 6 Lamps

A417-01-31- WT NT
DALI A417-01-32- WT NT

6 Equidistant Fixing Points

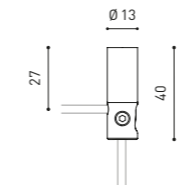


OPTIONAL ACCESSORIES

Cord Accessory

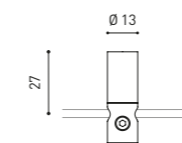
0223-00-00- | N |

Included 1 unit x lamp

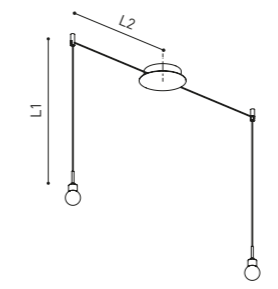


Cord Accessory One Plane

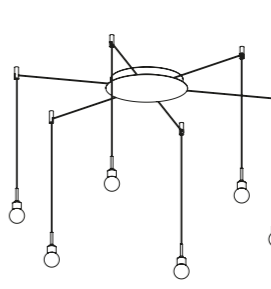
0224-00-00- | N |



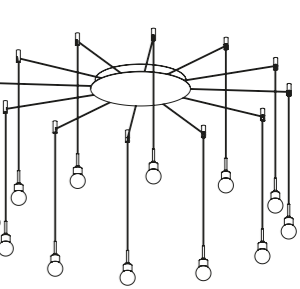
ALASKA Fancy Shape
Application example 2 Lamps



ALASKA Fancy Shape
Application example 6 Lamps



ALASKA Fancy Shape
Application example 12 Lamps



COLOUR | N ■ | BG ■ | WT □ | NT ■ | MATERIAL | AL | OPTICAL GLASS | RAL ⓘ » 312


OTHER CCT & DIM OPTIONS PLEASE CONSULT | OTHER FINISHING COMBINATIONS PLEASE CONSULT

» 288

CUSTOM SYSTEM SPIN FANCY SHAPE



Extended Family
Spin_P.144
Spin 48V_P.213



MORE INFO >>

		P	CCT	Beam	I	Flux	LOR
SPIN Fancy Shape	A420-00-00- NT MC MG	6,5W	2700K	24°	700mA	600 lm	86%
	A420-00-01- NT MC MG	6,5W	3000K	24°	700mA	630 lm	86%
	A420-00-10- NT MC MG	6,5W	2700K	40°	700mA	600 lm	84%
	A420-00-11- NT MC MG	6,5W	3000K	40°	700mA	630 lm	84%

III IP20 | CRI>90 | L90B10 >60.000h



CORD LENGTH - L1 + L2

0	2 m
1	3 m
2	5 m

OTHER LENGTH PLEASE CONSULT

MANDATORY FOR INSTALLATION

FANCY SHAPE BASE 2 700mA 1 to 2 Lamps

A417-03-11- | WT | NT |
DALI A417-03-12- | WT | NT |

2 Equidistant Fixing Points

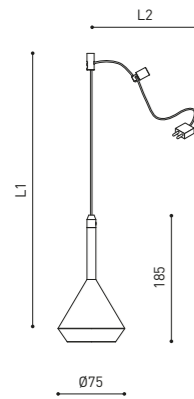
220 V~ | 240 V~ | INCL | Ø 155

FANCY SHAPE BASE 6 700mA 3 to 6 Lamps

A417-03-21- | WT | NT |
DALI A417-03-22- | WT | NT |

6 Equidistant Fixing Points

220 V~ | 240 V~ | INCL | Ø 270

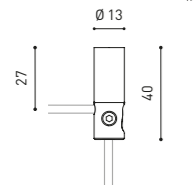


OPTIONAL ACCESSORIES

Cord Accessory

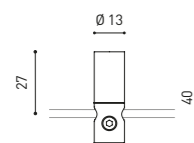
0223-00-00- | N |

Included 1 unit x lamp

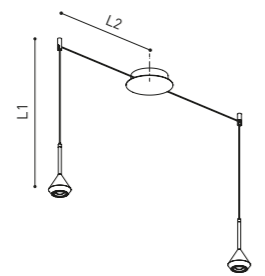


Cord Accessory One Plane

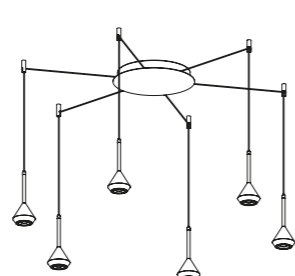
0224-00-00- | N |



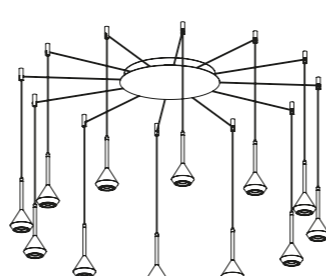
SPIN Fancy Shape
Application example 2 Lamps



SPIN Fancy Shape
Application example 6 Lamps



SPIN Fancy Shape
Application example 12 Lamps



COLOUR | WT □ | NT ■ | MC ■ | MG ■ | N ■ | MATERIAL | AL | PMMA | RAL ⓘ » 312

OTHER CCT & DIM OPTIONS PLEASE CONSULT | OTHER FINISHING COMBINATIONS PLEASE CONSULT

» 288

CUSTOM SYSTEM HOLLY FANCY SHAPE



Extended Family
Holly_P.143
Holly 48V_P.215



MORE INFO >>

		P	CCT	Beam	I	Flux	LOR
HOLLY Fancy Shape	A421-00-00- NT MC MG	2,1W	2700K	19°	700mA	190 lm	90%
	A421-00-01- NT MC MG	2,1W	3000K	19°	700mA	210 lm	90%
	A421-00-10- NT MC MG	2,1W	2700K	38°	700mA	190 lm	92%
	A421-00-11- NT MC MG	2,1W	3000K	38°	700mA	210 lm	92%

III IP20 | CRI>90 | L90B10 >102.000h



CORD LENGTH - L1 + L2

0	2 m
1	3 m
2	5 m

OTHER LENGTH PLEASE CONSULT

MANDATORY FOR INSTALLATION

FANCY SHAPE BASE 2 700mA 1 to 2 Lamps

A417-03-11- | WT | NT |
DALI A417-03-12- | WT | NT |

2 Equidistant Fixing Points

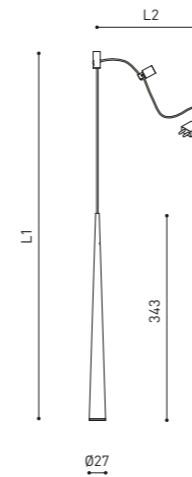
220 V~ | 240 V~ | INCL | Ø 155

FANCY SHAPE BASE 6 700mA 3 to 6 Lamps

A417-03-21- | WT | NT |
DALI A417-03-22- | WT | NT |

6 Equidistant Fixing Points

220 V~ | 240 V~ | INCL | Ø 270

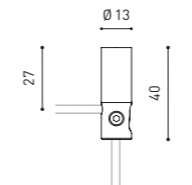


OPTIONAL ACCESSORIES

Cord Accessory

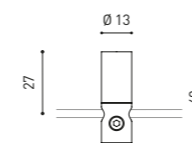
0223-00-00- | N |

Included 1 unit x lamp

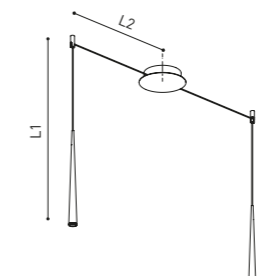


Cord Accessory One Plane

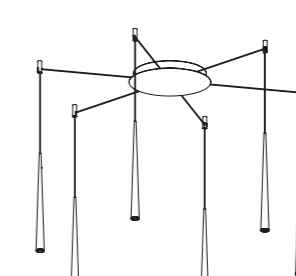
0224-00-00- | N |



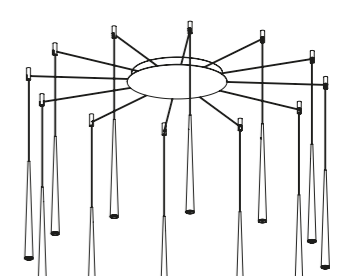
HOLLY Fancy Shape
Application example 2 Lamps



HOLLY Fancy Shape
Application example 6 Lamps



HOLLY Fancy Shape
Application example 12 Lamps

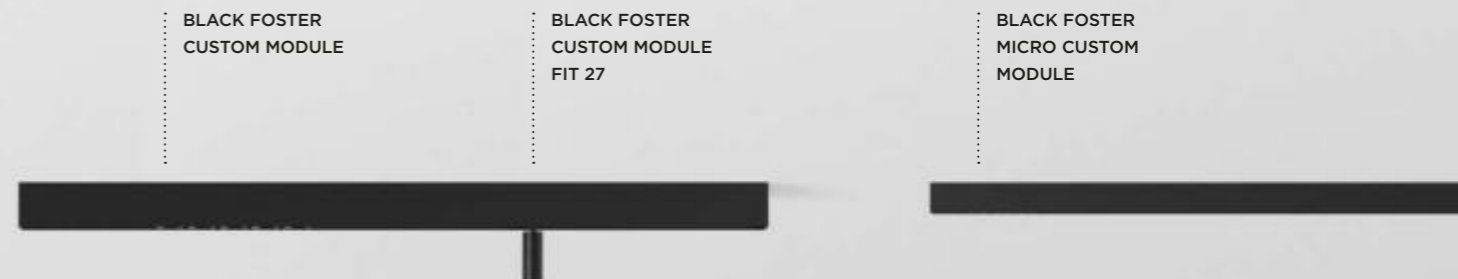
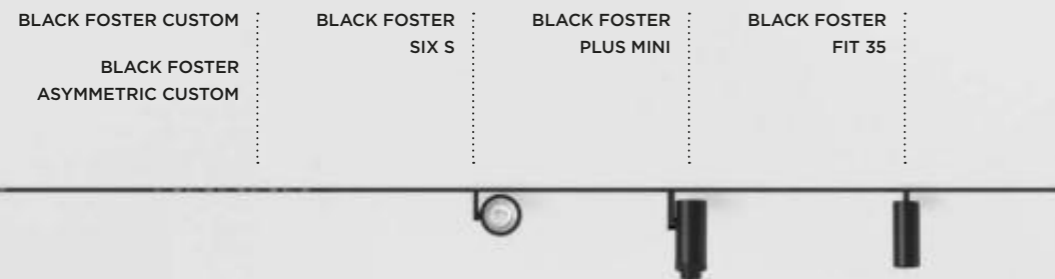


COLOUR | WT □ | NT ■ | MC ■ | MG ■ | N ■ | MATERIAL | AL | PC | RAL ⓘ » 312

OTHER CCT & DIM OPTIONS PLEASE CONSULT | OTHER FINISHING COMBINATIONS PLEASE CONSULT

» 288

BLACK FOSTER CUSTOM



BLACK FOSTER CUSTOM

BLACK FOSTER CUSTOM	BLACK FOSTER ASYMMETRIC CUSTOM	BLACK FOSTER SIX S	BLACK FOSTER PLUS MINI	BLACK FOSTER FIT 35
—	—	—	—	—
2 / 3 / 5 / 10 / 15	2 / 3 / 5 / 10 / 15			
4,2 - 31,5 W	4,2 - 31,5 W	8,5W	6,5W	5,5 W
2700 / 3000 / 4000 K	2700 / 3000 / 4000 K	2700 / 3000 / 4000 K	2700 / 3000 / 4000 K	2700 / 3000 K
380 - 3750 Lm	380 - 3750 Lm	1030 - 1100 Lm	630 - 680 Lm	590 / 630 Lm
19 / 38° BEAM	38° ASYMMETRIC BEAM	17 / 24 / 34° BEAM	10 - 41° BEAM	19 / 29 / 38° BEAM
90 / 92 % LOR	90 % LOR	84 - 89 % LOR	20 - 40 % LOR	80 - 82 % LOR


BLACK FOSTER CUSTOM SYSTEM

BLACK FOSTER CUSTOM MODULE	BLACK FOSTER CUSTOM MODULE FIT 27
—	—
3 / 5 / 10	
6,3 / 10,5 / 21 W	5,5W
2700 / 3000 / 4000 K	2700 / 3000 / 4000 K
570 - 2500 Lm	550 - 640 Lm
19 / 38° BEAM	22 / 37 / 46° BEAM
90 / 92 % LOR	81 - 84 % LOR

BLACK FOSTER MICRO CUSTOM SURFACE

BLACK FOSTER MICRO CUSTOM MODULE
—
3 / 5 / 10
4,2 / 7 / 14 W
2700 / 3000 / 4000 K
465 - 1700 Lm
37° BEAM
87% LOR

BLACK FOSTER CUSTOM



MORE INFO >>

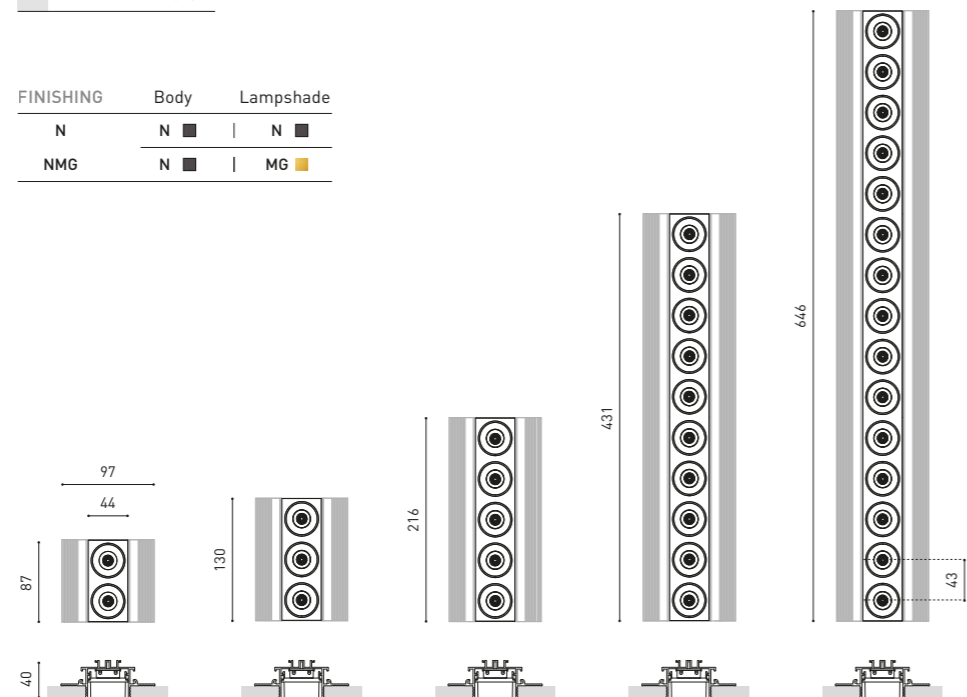
		P	CCT	I	Flux	L
BLACK FOSTER Custom 2	A317-2- ○ -00- N NMG	4,2W	2700K	700mA	380 lm	87mm
	A317-2- ○ -01- N NMG	4,2W	3000K	700mA	420 lm	87mm
	A317-2- ○ -02- N NMG	4,2W	4000K	700mA	500 lm	87mm
BLACK FOSTER Custom 3	A317-3- ○ -00- N NMG	6,3W	2700K	700mA	570 lm	130mm
	A317-3- ○ -01- N NMG	6,3W	3000K	700mA	630 lm	130mm
	A317-3- ○ -02- N NMG	6,3W	4000K	700mA	750 lm	130mm
BLACK FOSTER Custom 5	A317-4- ○ -00- N NMG	10,5W	2700K	700mA	950 lm	216mm
	A317-4- ○ -01- N NMG	10,5W	3000K	700mA	1050 lm	216mm
	A317-4- ○ -02- N NMG	10,5W	4000K	700mA	1250 lm	216mm
BLACK FOSTER Custom 10	A317-5- ○ -00- N NMG	21W	2700K	700mA	1900 lm	431mm
	A317-5- ○ -01- N NMG	21W	3000K	700mA	2100 lm	431mm
	A317-5- ○ -02- N NMG	21W	4000K	700mA	2500 lm	431mm
BLACK FOSTER Custom 15	A317-6- ○ -00- N NMG	31,5W	2700K	700mA	2850 lm	646mm
	A317-6- ○ -01- N NMG	31,5W	3000K	700mA	3150 lm	646mm
	A317-6- ○ -02- N NMG	31,5W	4000K	700mA	3750 lm	646mm

III IP20 | CRI>90 | L90B10 >102.000h



○	BEAM	LOR
0	38°	92%
1	19°	90%

FINISHING	Body	Lampshade
N	N ■	N ■
NMG	N ■	MG ■



COLOUR | N ■ | NMG ■ | MATERIAL | AL | ABS+PC

RAL ⓘ » 312

PLASTERBOARD CEILING, MANDATORY THICKNESS 12,5mm. RECOMMENDED FOR INSTALLATIONS WHERE THE PROFILE CAN BE INSTALLED BEFORE THE FALSE PLASTERBOARD CEILING.

Ⓜ » 288



INTERIOR DESIGN BEST OF YEAR

THE INVISIBLE BLACK



Black Foster Micro_P10
Black Foster_P12
Black Foster Surface_P104

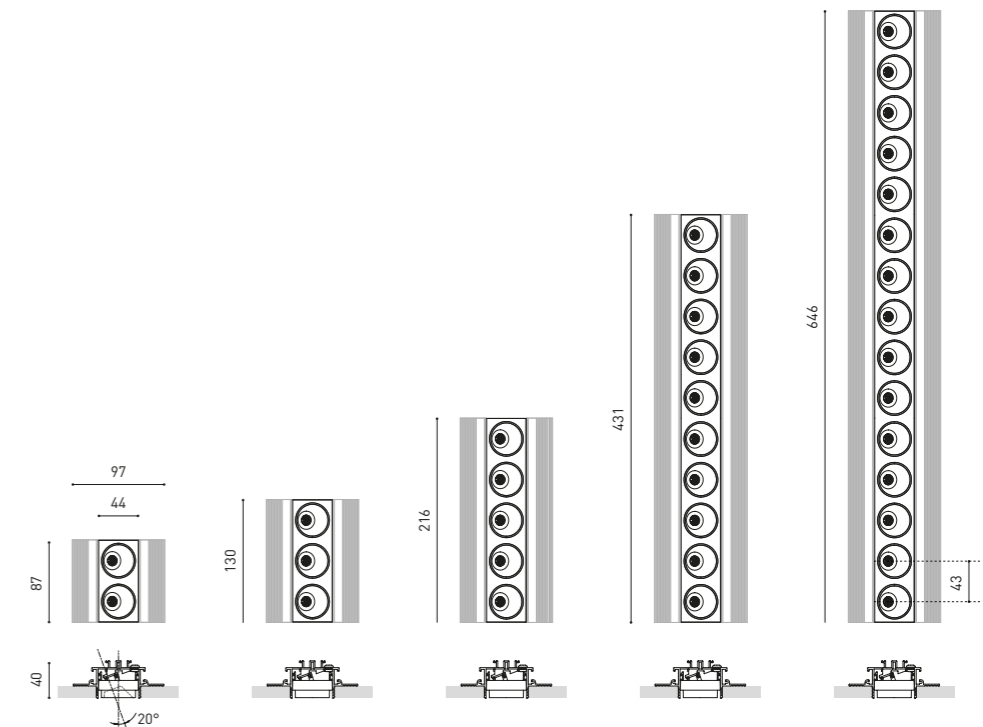
Extended Family
Black Foster Suspension_P133
Black Foster Micro 24V_P180
Black Foster 48V_P207



MORE INFO >>

		P	CCT	I	Flux	LOR	L
BLACK FOSTER Asymmetric Custom 2	A372-20-00- N	4,2W	2700K	700mA	380 lm	90%	87mm
	A372-20-01- N	4,2W	3000K	700mA	420 lm	90%	87mm
	A372-20-02- N	4,2W	4000K	700mA	500 lm	90%	87mm
BLACK FOSTER Asymmetric Custom 3	A372-30-00- N	6,3W	2700K	700mA	570 lm	90%	130mm
	A372-30-01- N	6,3W	3000K	700mA	630 lm	90%	130mm
	A372-30-02- N	6,3W	4000K	700mA	750 lm	90%	130mm
BLACK FOSTER Asymmetric Custom 5	A372-40-00- N	10,5W	2700K	700mA	950 lm	90%	216mm
	A372-40-01- N	10,5W	3000K	700mA	1050 lm	90%	216mm
	A372-40-02- N	10,5W	4000K	700mA	1250 lm	90%	216mm
BLACK FOSTER Asymmetric Custom 10	A372-50-00- N	21W	2700K	700mA	1900 lm	90%	431mm
	A372-50-01- N	21W	3000K	700mA	2100 lm	90%	431mm
	A372-50-02- N	21W	4000K	700mA	2500 lm	90%	431mm
BLACK FOSTER Asymmetric Custom 15	A372-60-00- N	31,5W	2700K	700mA	2850 lm	90%	646mm
	A372-60-01- N	31,5W	3000K	700mA	3150 lm	90%	646mm
	A372-60-02- N	31,5W	4000K	700mA	3750 lm	90%	646mm

III IP20 | CRI>90 | L90B10 >102.000h



COLOUR | N ■ | MATERIAL | AL | ABS+PC

RAL ⓘ » 312

PLASTERBOARD CEILING, MANDATORY THICKNESS 12,5mm. RECOMMENDED FOR INSTALLATIONS WHERE THE PROFILE CAN BE INSTALLED BEFORE THE FALSE PLASTERBOARD CEILING.

Ⓜ » 288

BLACK FOSTER CUSTOM



MORE INFO >>



MORE INFO >>



MORE INFO >>

		P	CCT	BEAM	I	Flux	LOR
BLACK FOSTER PLUS Mini	A362-00- 00 -0- WT NT	6,5W	2700K	10°-41°	700mA	630 lm	20-40%
	A362-00- 00 -1- WT NT	6,5W	3000K	10°-41°	700mA	660 lm	20-40%
	A362-00- 00 -2- WT NT	6,5W	4000K	10°-41°	700mA	680 lm	20-40%

220 V~ | IP20 | CRI>90 | L90B10 > 55.000h | MacAdam Step 2 | OPTIONS* | INCL | 350° | 180° | 10° - 41°

		P	CCT	BEAM	I	Flux	LOR
BLACK FOSTER FIT 35	A363-0- 00 -10- WT NT G	5,5W	2700K	20°	500mA	620 lm	85%
	A363-0- 00 -11- WT NT G	5,5W	3000K	20°	500mA	660 lm	85%
	A363-0- 00 -20- WT NT G	5,5W	2700K	29°	500mA	620 lm	84%
	A363-0- 00 -21- WT NT G	5,5W	3000K	29°	500mA	660 lm	84%
	A363-0- 00 -30- WT NT G	5,5W	2700K	36°	500mA	620 lm	85%
	A363-0- 00 -31- WT NT G	5,5W	3000K	36°	500mA	660 lm	85%

220 V~ | IP20 | CRI>90 | L90B10 > 108.000h | MacAdam Step 2 | OPTIONS* | INCL | 350° | 90° | 20° / 29° / 36°

		P	CCT	BEAM	I	Flux	LOR
BLACK FOSTER SIX S	A360-0- 00 -10- WT NT	8,5W	2700K	17°	500mA	1070 lm	86%
	A360-0- 00 -11- WT NT	8,5W	3000K	17°	500mA	1140 lm	86%
	A360-0- 00 -12- WT NT	8,5W	4000K	17°	500mA	1210 lm	86%
	A360-0- 00 -20- WT NT	8,5W	2700K	24°	500mA	1070 lm	84%
	A360-0- 00 -21- WT NT	8,5W	3000K	24°	500mA	1140 lm	84%
	A360-0- 00 -22- WT NT	8,5W	4000K	24°	500mA	1210 lm	84%
	A360-0- 00 -30- WT NT	8,5W	2700K	34°	500mA	1070 lm	89%
	A360-0- 00 -31- WT NT	8,5W	3000K	34°	500mA	1140 lm	89%
	A360-0- 00 -32- WT NT	8,5W	4000K	34°	500mA	1210 lm	89%

220 V~ | IP20 | CRI>90 | L80B10 > 60.000h | MacAdam Step 2 | OPTIONS* | INCL | 350° | 310° | 17° / 24° / 34°

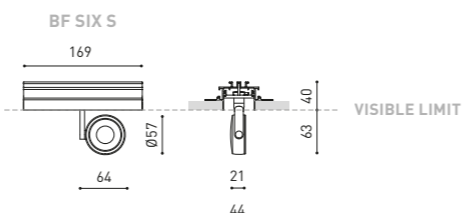
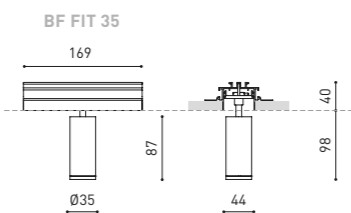
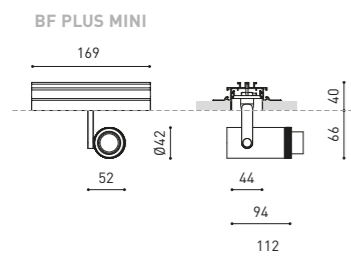
- ⊞ *OPTIONS
- 1 No DIM
 - 2 DIM DALI
- DIM PHASE CUT & OTHER DIM OPTIONS PLEASE CONSULT

OPTIONAL ACCESSORIES

NOT SOLD SEPARATELY | AFFECT THE LIGHTING PARAMETERS

PLUS Mini High Chromatic LED	ⓘ » 281
SIX S High Chromatic LED	ⓘ » 281

FIT 35 Anti-glare Honeycomb Louver A345-00-00



COLOUR WT NT	MATERIAL AL OPTICAL GLASS ABS+PC
COLOUR WT NT G	MATERIAL AL PC ABS+PC
COLOUR WT NT	MATERIAL AL PC ABS+PC

RAL ⓘ » 312

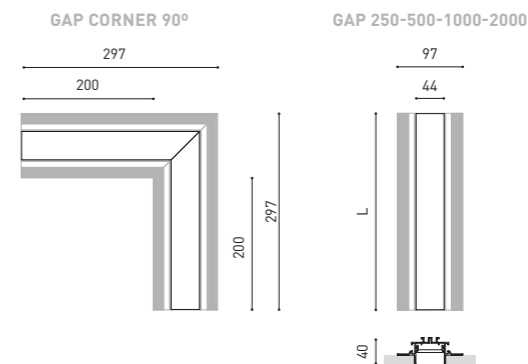
PLASTERBOARD CEILING, MANDATORY THICKNESS 12,5mm. RECOMMENDED FOR INSTALLATIONS WHERE THE PROFILE CAN BE INSTALLED BEFORE THE FALSE PLASTERBOARD CEILING. ⓘ » 288



PRODUCT CONFIGURATOR

Configure your own custom product layout. Our tool will calculate the required drivers and accessories.

			L
BLACK FOSTER Custom	GAP Corner 90°	A317-00-07- N	200 x 200mm
	GAP 250	A317-00-01- N	250mm
	GAP 500	A317-00-02- N	500mm
	GAP 1000	A317-00-03- N	1000mm
	GAP 2000	A317-00-04- N	2000mm



BLACK FOSTER End Caps Kit A317-00-05- | N | Thickness of each cover=2 mm.

BLACK FOSTER Straight Joiner A317-00-06

		P	I	D	
*DRIVER OPTIONS	NO DIM	0434-01-18	50W	700mA	124 x 79 x 22mm
	DALI PUSH / 1-10V	0433-00-23	50W	700mA	124 x 79 x 22mm

220 V~ | DRIVER MUST BE PLACED ON REMOTE | CONNECT IN SERIES | DIM PHASE CUT & OTHER DIM OPTIONS PLEASE CONSULT ⓘ » 282

MOUNTING ACCESSORIES

Fixation Kit A219-21-06- | B |

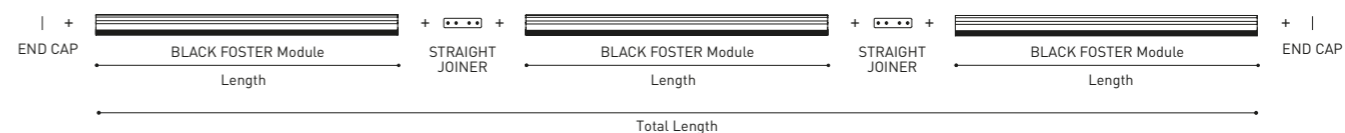
Flush Ceiling Kit A219-22-06- | B |

Track Clamp Kit for M6 ROD A219-21-21- | B |

Suspension Kit A219-21-10- | B |

SUGGESTED MOUNTING ACCESSORIES QUANTITIES

Black Foster custom 2, 3, 5: 1 Pcs.
Black Foster custom 10, 15: 2 Pcs.
Gap 250, 500: 1 Pcs.
Gap 1000, 2000: 2 Pcs.



COLOUR | N | B | MATERIAL | AL | ABS+PC | RAL ⓘ » 312

PLASTERBOARD CEILING, MANDATORY THICKNESS 12,5mm. RECOMMENDED FOR INSTALLATIONS WHERE THE PROFILE CAN BE INSTALLED BEFORE THE FALSE PLASTERBOARD CEILING. ⓘ » 288



CUSTOM SYSTEM BLACK FOSTER CUSTOM SYSTEM

Black Foster Micro_P10
Black Foster_P12
Black Foster Surface_P104

Extended Family
Black Foster Suspension_P133
Black Foster Micro 24V_P180
Black Foster 48V_P207

		P	CCT	I	Flux
BLACK FOSTER Custom Module 3	A453-3- ○ - ○ -0- N NMG	6,3W	2700K	700mA	570 lm
	A453-3- ○ - ○ -1- N NMG	6,3W	3000K	700mA	630 lm
	A453-3- ○ - ○ -2- N NMG	6,3W	4000K	700mA	750 lm
BLACK FOSTER Custom Module 5	A453-4- ○ - ○ -0- N NMG	10,5W	2700K	700mA	950 lm
	A453-4- ○ - ○ -1- N NMG	10,5W	3000K	700mA	1050 lm
	A453-4- ○ - ○ -2- N NMG	10,5W	4000K	700mA	1250 lm
BLACK FOSTER Custom Module 10	A453-5- ○ - ○ -0- N NMG	21W	2700K	700mA	1900 lm
	A453-5- ○ - ○ -1- N NMG	21W	3000K	700mA	2100 lm
	A453-5- ○ - ○ -2- N NMG	21W	4000K	700mA	2500 lm

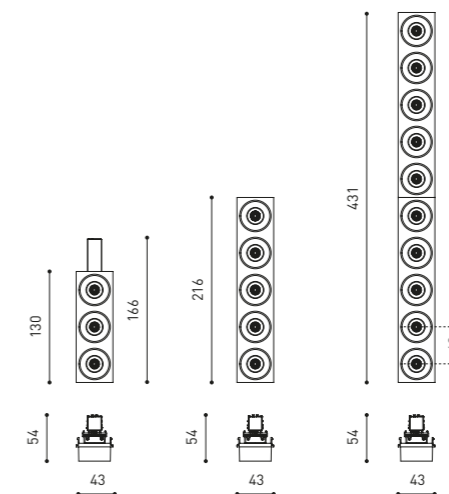


MORE INFO >>

⊗	*OPTIONS
1	No DIM
2	DIM DALI

○	BEAM	LOR
0	38°	92%
1	19°	90%

48 V | III | IP20 | CRI>90 | L90B10 >102.000 h



EN IEC IEC60 IEC60 Pending



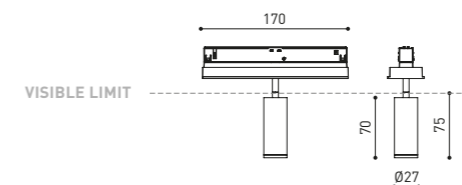
MORE INFO >>

⊗	*OPTIONS
1	No DIM
2	DIM DALI

○	BEAM	LOR
1	18°	84%
2	31°	82%
3	42°	84%

		P	CCT	I	Flux
BLACK FOSTER Custom Module FIT 27	A454-0- ⊗ - ○ -0- WT NT G	5,5W	2700K	500mA	520 lm
	A454-0- ⊗ - ○ -1- WT NT G	5,5W	3000K	500mA	560 lm
	A454-0- ⊗ - ○ -2- WT NT G	5,5W	4000K	500mA	600 lm

48 V | III | IP20 | CRI>90 | L90B10 >108.000 h



COLOUR | N ■ | NMG ■ |

MATERIAL | AL | ABS+PC |

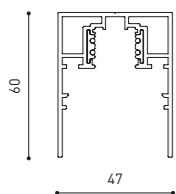
RAL ⓘ » 312

COLOUR | WT □ | NT ■ | G ■ |

MATERIAL | AL | PC |

Ⓢ » 288

BLACK FOSTER CUSTOM SYSTEM

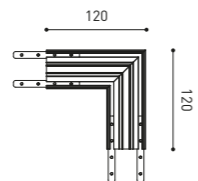


BLACK FOSTER Custom Surface 1m	A452-01-00-	NT WT
BLACK FOSTER Custom Surface 2m	A452-02-00-	NT WT
BLACK FOSTER Custom Surface 3m	A452-03-00-	NT WT

BLACK FOSTER Custom Surface L-Joint	A452-04-00-	NT WT
BLACK FOSTER Custom Surface T-Joint	A452-05-00-	NT WT
BLACK FOSTER Custom Surface X-Joint	A452-06-00-	NT WT

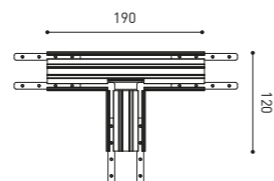
BLACK FOSTER Custom Cover 250	A452-00-01-	N	250mm
BLACK FOSTER Custom Cover 500	A452-00-02-	N	500mm

BLACK FOSTER SURFACE CUSTOM L-JOINT



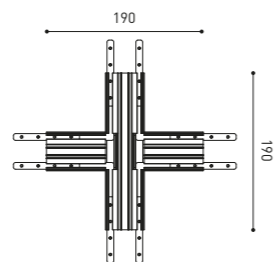
Electrical connection not included

BLACK FOSTER SURFACE CUSTOM T-JOINT



Electrical connection not included

BLACK FOSTER SURFACE CUSTOM X-JOINT

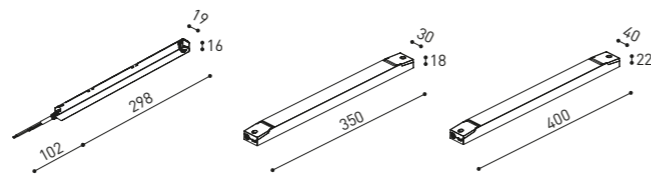


Electrical connection not included

P V D (A x B x C)

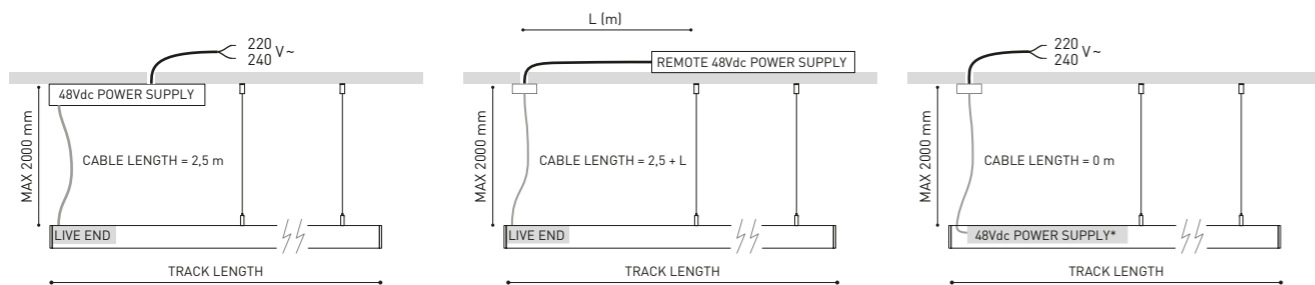
CONSTANT VOLTAGE LED POWER SUPPLY	0434-01-61*	N	100W	48V	298 x 19 x 16mm
	0434-01-62		150W <td>48V <td>350 x 30 x 18mm</td> </td>	48V <td>350 x 30 x 18mm</td>	350 x 30 x 18mm
	0434-01-80		250W <td>48V <td>400 x 40 x 22mm</td> </td>	48V <td>400 x 40 x 22mm</td>	400 x 40 x 22mm

220 V~ 240 V~ *To be installed inside the track. i » 282



DROP VOLTAGE TABLE

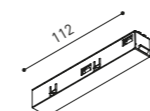
POWER [W]	CABLE SECTION [mm²]	CABLE LENGTH [m]			
		5	10	20	30
100	0,75	50	50	X	X
	1,5	50	50	40	25
150	0,75	40	15	X	X
	1,5	50	40	20	X
250	0,75	20	X	X	X
	1,5	35	20	X	X



COLOUR | NT ■ | WT □ | N ■ |

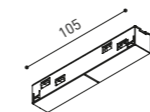
RAL i » 312

» 288



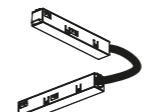
Live-End Connector 48V

A338-00-01- | N |



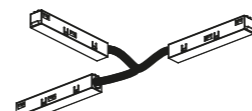
Central Connector 48V

A338-00-02- | N |



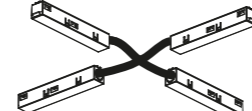
L-Joint Connector 48V

A338-00-12- | N |



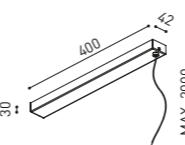
T-Joint Connector 48V

A450-00-07- | N |



X-Joint Connector 48V

A450-00-08- | N |

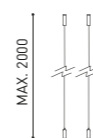


Wired Power Supply Case 48V

A338-00-25- | NT | WT | 150W NO DIM

A338-00-26- | NT | WT | 150W DIM

220 V~ 240 V~ INCL




Black Foster Suspension Kit (2 Units)


A450-00-09- | NT | WT |

Suggested mounting accessories quantities:
1000mm - 2 Pcs.
2000mm - 2 Pcs.
3000mm - 3 Pcs.


MAINS TRIMLESS



MAINS THICK TRIMLESS



STEEL CABLE TRIMLESS



WIRE TRIMLESS ACCESSORIES

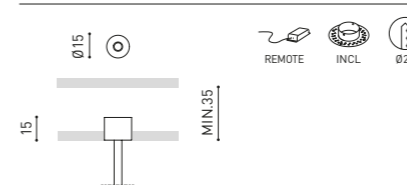
FEED

Mains Trimless*

A023-00-01- | W | N | NO DIM

Mains Thick Trimless*

A023-00-02- | W | N | DIM



COLOUR | N ■ | W □ | NT ■ | WT □ |

* AS MANY PIECES AS NEEDED ACCORDING TO YOUR PRODUCT



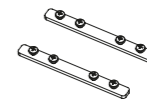
BLACK FOSTER Custom Surface

End A452-00-03- | N | W |



BLACK FOSTER Custom Surface

End Feed A452-00-04- | N | W |



BLACK FOSTER Custom Surface

Straight Joiner A452-00-05



PRODUCT CONFIGURATOR

Configure your own custom product layout. Our tool will calculate the required drivers and accessories.

SUSPENSION COMPONENTS

Suspension Feed Kit 48V

A338-00-16- | N | W | NO DIM

A338-00-17- | N | W | DIM

For remote power supply

A338-00-27- | N | W | NO DIM

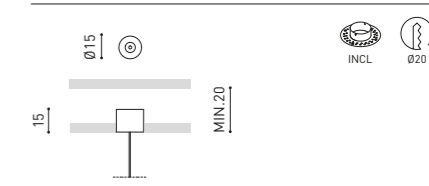
A338-00-28- | N | W | DIM

For power supply inside the track

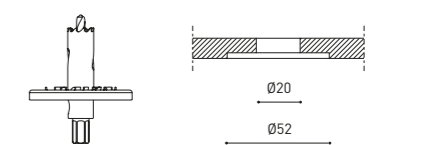
FASTENING

Steel Cable Trimless*

A023-00-05- | W | N |

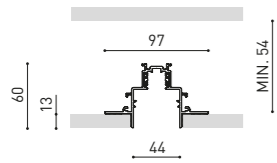


TRIMLESS TOOL D20 X D52mm A478-00-01



RAL i » 312

BLACK FOSTER CUSTOM SYSTEM



PRODUCT CONFIGURATOR
Configure your own custom product layout. Our tool will calculate the required drivers and accessories.

BLACK FOSTER Custom Trimless 1m	A458-01-00- N
BLACK FOSTER Custom Trimless 2m	A458-02-00- N
BLACK FOSTER Custom Trimless 3m	A458-03-00- N



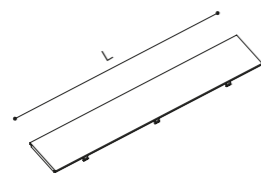
BLACK FOSTER Custom Trimless	A458-04-00- N
------------------------------	-----------------

L-Joint



L

BLACK FOSTER Custom Cover Gap 250	A452-00-01- N	250mm
BLACK FOSTER Custom Cover Gap 500	A452-00-02- N	500mm

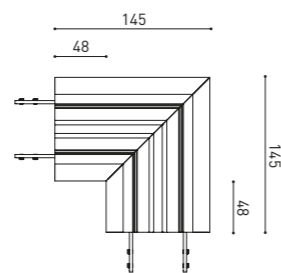


	P	V	D (A x B x C)
CONSTANT VOLTAGE LED POWER SUPPLY	0434-01-61* N	100W 48V	298 x 19 x 16mm
	0434-01-62	150W 48V	350 x 30 x 18mm
	0434-01-80	250W 48V	400 x 40 x 22mm

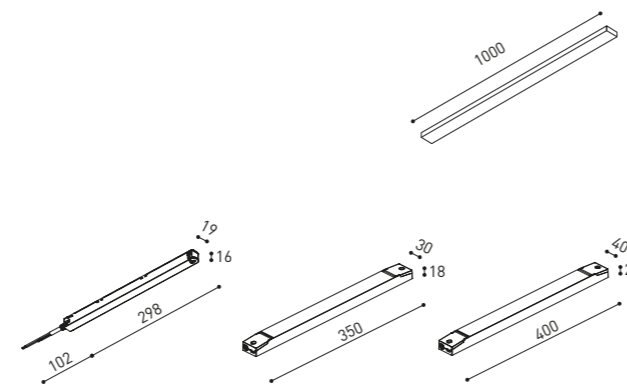
220 V~ | 240 V~ | *To be installed inside the track.



BLACK FOSTER CUSTOM TRIMLESS L-JOINT



BLACK FOSTER Custom Trimless	A458-05-00
Plaster Installation Guard 1m	



DROP VOLTAGE TABLE

POWER (W)	CABLE SECTION (mm²)	CABLE LENGTH (m)			
		5	10	20	30
100	0,75	50	50	X	X
	1,5	50	50	40	25
150	0,75	40	15	X	X
	1,5	50	40	20	X
250	0,75	20	X	X	X
	1,5	35	20	X	X

COLOUR | N ■ |

RAL ⓘ » 312

RECOMMENDED FOR INSTALLATIONS WHERE THE PROFILE CAN BE INSTALLED BEFORE THE FALSE PLASTERBOARD CEILING (THICKNESS 12,5mm.)

Ⓜ » 288



BLACK FOSTER Custom Trimless End

A458-00-01- | N |

Cover Thickness = 2 mm.



BLACK FOSTER Custom Trimless End Feed

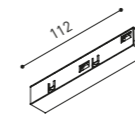
A458-00-02- | N |

Cover Thickness = 2 mm.



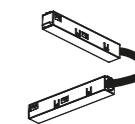
BLACK FOSTER Straight Joiner

A317-00-06



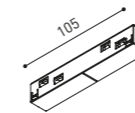
Live-End Connector 48V

A338-00-01- | N |



L-Joint Connector 48V

A338-00-12- | N |



Central Connector 48V

A338-00-02- | N |

MOUNTING ACCESSORIES



Track Fixation Kit

A219-21-06- | B |



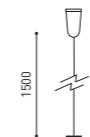
Track Flush Ceiling Kit

A219-22-06- | B |



Track Clamp Kit for M6 ROD

A219-21-21- | B |



Track Suspension Kit

A219-21-10- | B |

SUGGESTED MOUNTING ACCESSORIES QUANTITIES

1000 mm - 2 Pcs
2000 mm - 2 Pcs
3000 mm - 3 Pcs

COLOUR | N ■ | B □ |

RAL ⓘ » 312

RECOMMENDED FOR INSTALLATIONS WHERE THE PROFILE CAN BE INSTALLED BEFORE THE FALSE PLASTERBOARD CEILING (THICKNESS 12,5mm.)

CUSTOM SYSTEM

BLACK FOSTER MICRO CUSTOM SURFACE



Black Foster Micro_P10
Black Foster_P12
Black Foster Surface_P104

Extended Family
Black Foster Suspension_P133
Black Foster Micro 24V_P180
Black Foster 48V_P207



MORE INFO >>

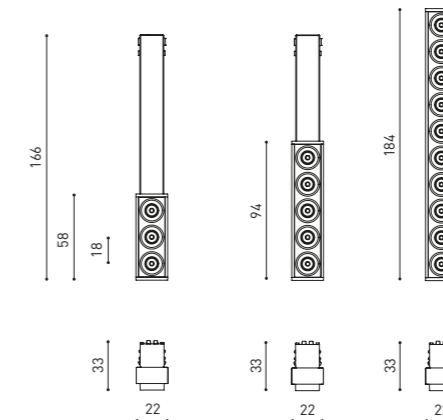
		P	CCT	I	Flux	LOR
BLACK FOSTER Micro Custom Module 3	A451-10- ① -0- N	4,2W	2700K	500mA	465 lm	87%
	A451-10- ① -1- N	4,2W	3000K	500mA	480 lm	87%
	A451-10- ① -2- N	4,2W	4000K	500mA	510 lm	87%
BLACK FOSTER Micro Custom Module 5	A451-20- ① -0- N	7W	2700K	500mA	775 lm	87%
	A451-20- ① -1- N	7W	3000K	500mA	800 lm	87%
	A451-20- ① -2- N	7W	4000K	500mA	850 lm	87%
BLACK FOSTER Micro Custom Module 10	A451-50- ① -0- N	14W	2700K	500mA	1550 lm	87%
	A451-50- ① -1- N	14W	3000K	500mA	1600 lm	87%
	A451-50- ① -2- N	14W	4000K	500mA	1700 lm	87%

48 V | III IP20 | CRI>90 | L90B10 >60.000 h



① *OPTIONS

1	No DIM
2	DIM DALI



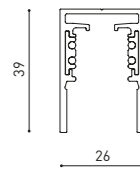
COLOUR | N ■ |

MATERIAL | AL | ABS+PC |

RAL ⓘ » 312

Ⓜ » 288

BLACK FOSTER MICRO CUSTOM SURFACE

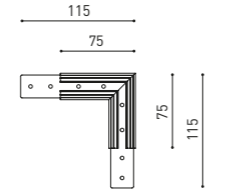


BLACK FOSTER Micro Custom Surface 1m	A450-01-00- NT WT
BLACK FOSTER Micro Custom Surface 2m	A450-02-00- NT WT
BLACK FOSTER Micro Custom Surface 3m	A450-03-00- NT WT

BLACK FOSTER Micro Custom Surface L-Joint	A450-04-00- NT WT
BLACK FOSTER Micro Custom Surface T-Joint	A450-05-00- NT WT
BLACK FOSTER Micro Custom Surface X-Joint	A450-06-00- NT WT

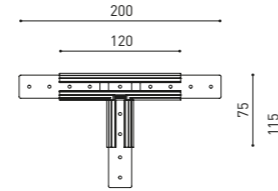
BLACK FOSTER Micro Custom Cover Gap 250	A450-00-01- N 250mm
BLACK FOSTER Micro Custom Cover Gap 500	A450-00-02- N 500mm
BLACK FOSTER Micro Custom Cover Gap 1000	A450-00-03- N 1000mm

BLACK FOSTER MICRO CUSTOM SURFACE L-JOINT



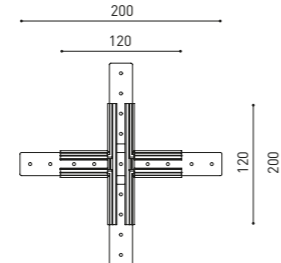
Electrical connection not included

BLACK FOSTER MICRO CUSTOM SURFACE T-JOINT



Electrical connection not included

BLACK FOSTER MICRO CUSTOM SURFACE X-JOINT



Electrical connection not included

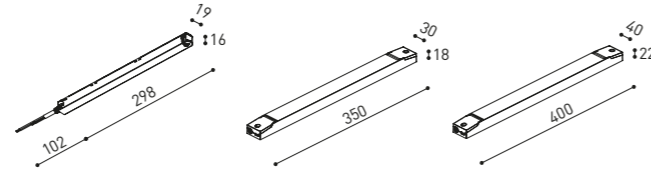
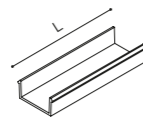


L

P V D (A x B x C)

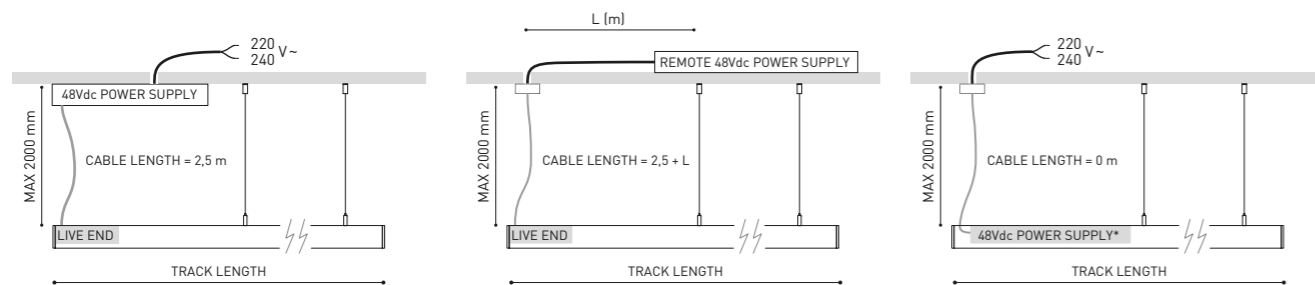
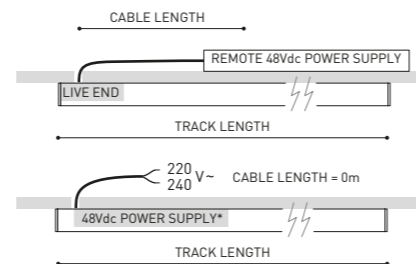
CONSTANT VOLTAGE LED POWER SUPPLY	0434-01-61* N	100W	48V	298 x 19 x 16mm
	0434-01-62	150W	48V	350 x 30 x 18mm
	0434-01-80	250W	48V	400 x 40 x 22mm

220 V~ | 240 *To be installed inside the track. ⓘ » 282



DROP VOLTAGE TABLE

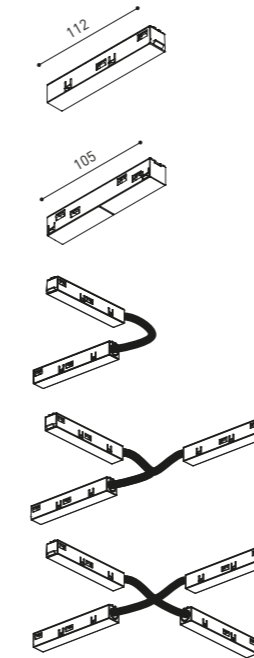
POWER [W]	CABLE SECTION [mm²]	CABLE LENGTH [m]			
		5	10	20	30
100	0,75	50	50	X	X
	1,5	50	50	40	25
150	0,75	40	15	X	X
	1,5	50	40	20	X
250	0,75	20	X	X	X
	1,5	35	20	X	X



COLOUR | NT ■ | WT □ | N ■ |

RAL ⓘ » 312

Ⓜ » 288



Live-End Connector 48V

A338-00-01- | N |



Central Connector 48V

A338-00-02- | N |



L-Joint Connector 48V

A338-00-12- | N |



T-Joint Connector 48V

A450-00-07- | N |

X-Joint Connector 48V

A450-00-08- | N |

BLACK FOSTER Micro Custom Surface

End A450-00-04- | N | W |

BLACK FOSTER Micro Custom Surface

End Feed A450-00-05- | N | W |

BLACK FOSTER Micro Custom Surface

Straight Joiner A450-00-06



PRODUCT CONFIGURATOR

Configure your own custom product layout. Our tool will calculate the required drivers and accessories.

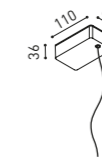
SUSPENSION COMPONENTS

Wired Power Supply Case 48V

A338-00-25- | NT | WT | 150W NO DIM

A338-00-26- | NT | WT | 150W DIM

220 V~
240 INCL



Suspension Feed Kit 48V

A338-00-16- | N | W | NO DIM

A338-00-17- | N | W | DIM

For remote power supply

A338-00-27- | N | W | NO DIM

A338-00-28- | N | W | DIM

For power supply inside the track


Black Foster Suspension Kit (2 units)

A450-00-09- | NT | WT |


Suggested mounting accessories quantities:

1000mm - 2 Pcs.
2000mm - 2 Pcs.
3000mm - 3 Pcs.


MAINS TRIMLESS



MAINS THICK TRIMLESS



STEEL CABLE TRIMLESS



WIRE TRIMLESS ACCESSORIES

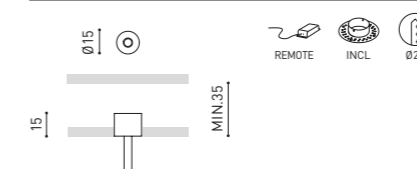
FEED

Mains Trimless*

A023-00-01- | W | N | NO DIM

Mains Thick Trimless*

A023-00-02- | W | N | DIM



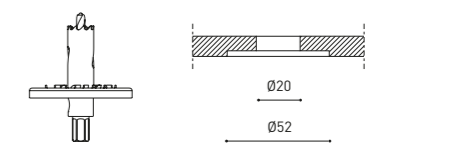
FASTENING

Steel Cable Trimless*

A023-00-05- | W | N |



TRIMLESS TOOL D20 X D52mm A478-00-01



COLOUR | N ■ | W □ | NT ■ | WT □ |

RAL ⓘ » 312

* AS MANY PIECES AS NEEDED ACCORDING TO YOUR PRODUCT

CUSTOM SYSTEM
BRIGHT LINE

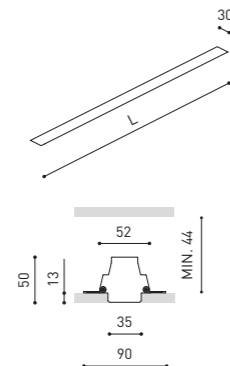


MORE INFO >>

		P	CCT	Flux	LOR	L
BRIGHT LINE 250	A303-00-11- W	2,9W	3000K	307 lm	43%	250mm
	A303-00-12- W	2,9W	4000K	313 lm	43%	250mm
BRIGHT LINE 500	A303-00-21- W	5,8W	3000K	615 lm	43%	500mm
	A303-00-22- W	5,8W	4000K	625 lm	43%	500mm
BRIGHT LINE 1000	A303-00-31- W	11,5W	3000K	1230 lm	43%	1000mm
	A303-00-32- W	11,5W	4000K	1250 lm	43%	1000mm
BRIGHT LINE 2000	A303-00-41- W	23W	3000K	2460 lm	43%	2000mm
	A303-00-42- W	23W	4000K	2500 lm	43%	2000mm
BRIGHT LINE 3000	A303-00-51- W	34,5W	3000K	3690 lm	43%	3000mm
	A303-00-52- W	34,5W	4000K	3750 lm	43%	3000mm

BRIGHT LINE HO 250	A304-00-11- W	5,8W	3000K	596 lm	43%	250mm
	A304-00-12- W	5,8W	4000K	605 lm	43%	250mm
BRIGHT LINE HO 500	A304-00-21- W	11,5W	3000K	1191 lm	43%	500mm
	A304-00-22- W	11,5W	4000K	1211 lm	43%	500mm
BRIGHT LINE HO 1000	A304-00-31- W	23W	3000K	2382 lm	43%	1000mm
	A304-00-32- W	23W	4000K	2422 lm	43%	1000mm
BRIGHT LINE HO 2000	A304-00-41- W	46W	3000K	4764 lm	43%	2000mm
	A304-00-42- W	46W	4000K	4844 lm	43%	2000mm
BRIGHT LINE HO 3000	A304-00-51- W	69W	3000K	7146 lm	43%	3000mm
	A304-00-52- W	69W	4000K	7266 lm	43%	3000mm

24 V | III | IP20 | CRI>90 | L80B10 >60.000h




COLOUR | W □ | MATERIAL | AL

RAL ⓘ » 312

RECOMMENDED FOR INSTALLATIONS WHERE THE PROFILE CAN BE INSTALLED BEFORE THE FALSE PLASTERBOARD CEILING (THICKNESS 12,5mm.)

Ⓢ » 288



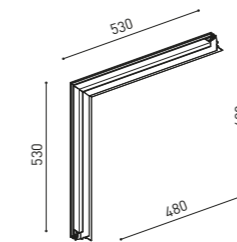
MORE INFO >>

		P	CCT	Flux	LOR	L
BRIGHT LINE CORNER 90° Two Planes	A303-00-61- W	11,5W	3000K	1230 lm	43%	530 x 530mm
	A303-00-62- W	11,5W	4000K	1250 lm	43%	530 x 530mm
BRIGHT LINE HO CORNER 90° Two Planes	A304-00-61- W	23W	3000K	2382 lm	43%	530 x 530mm
	A304-00-62- W	23W	4000K	2422 lm	43%	530 x 530mm

24 V | III | IP20 | CRI>90 | L80B10 >60.000h



BRIGHT LINE CORNER 90° TWO PLANES

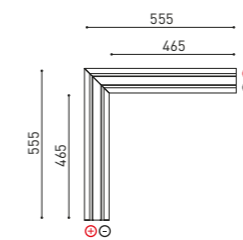


		P	CCT	Flux	LOR	L
BRIGHT LINE CORNER 90° One Plane Polarized A	A303-00-71- W	11,5W	3000K	1230 lm	43%	555 x 555mm
	A303-00-72- W	11,5W	4000K	1250 lm	43%	555 x 555mm
BRIGHT LINE HO CORNER 90° One Plane Polarized A	A304-00-71- W	23W	3000K	2382 lm	43%	555 x 555mm
	A304-00-72- W	23W	4000K	2422 lm	43%	555 x 555mm
BRIGHT LINE CORNER 90° One Plane Polarized B	A303-00-81- W	11,5W	3000K	1230 lm	43%	555 x 555mm
	A303-00-82- W	11,5W	4000K	1250 lm	43%	555 x 555mm
BRIGHT LINE HO CORNER 90° One Plane Polarized B	A304-00-81- W	23W	3000K	2382 lm	43%	555 x 555mm
	A304-00-82- W	23W	4000K	2422 lm	43%	555 x 555mm

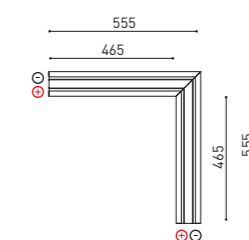
24 V | III | IP20 | CRI>90 | L80B10 >60.000h



BRIGHT LINE CORNER 90° ONE PLANE POLARIZED A



BRIGHT LINE CORNER 90° ONE PLANE POLARIZED B



COLOUR | W □ | MATERIAL | AL | PC

RAL ⓘ » 312

RECOMMENDED FOR INSTALLATIONS WHERE THE PROFILE CAN BE INSTALLED BEFORE THE FALSE PLASTERBOARD CEILING (THICKNESS 12,5mm.)

Ⓢ » 288

CUSTOM SYSTEM BRIGHT LINE

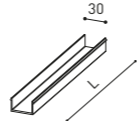


PRODUCT CONFIGURATOR

Configure your own custom product layout. Our tool will calculate the required drivers and accessories.

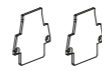


		L
BRIGHT LINE Diffuser	A303-10-01	1000mm
	A303-10-02	2000mm
	A303-10-03	3000mm

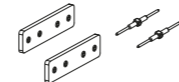


BRIGHT LINE End Caps Kit	A303-10-00- W
---------------------------------	-----------------

Thickness of each cover = 2 mm.



BRIGHT LINE Straight Joiner	A303-10-04
------------------------------------	------------



BRIGHT LINE Power Line	A303-10-05
-------------------------------	------------



MOUNTING ACCESSORIES

Track Fixation Kit	A219-21-06- B
---------------------------	-----------------



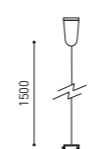
Track Flush Ceiling Kit	A219-22-06- B
--------------------------------	-----------------



Track Track Clamp Kit for M6 ROD	A219-21-21- B
---	-----------------



Track Suspension Kit	A219-21-10- B
-----------------------------	-----------------



SUGGESTED MOUNTING ACCESSORIES QUANTITIES

- 250 mm - 1 Pcs
- 500 mm - 1 Pcs
- 1000 mm - 2 Pcs
- 2000 mm - 2 Pcs
- 3000 mm - 3 Pcs

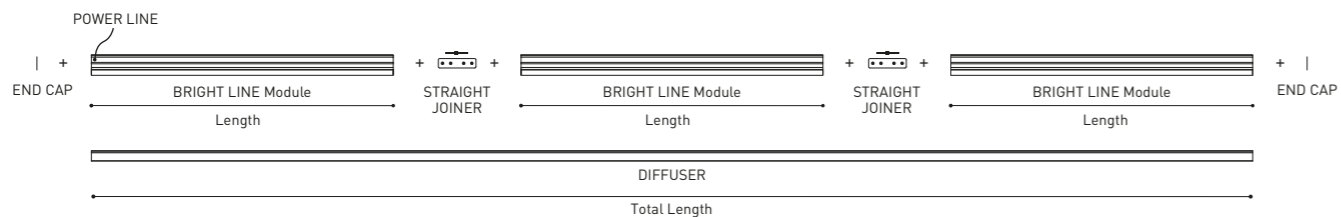
Corner 90° One Plane - 2Pcs.

Corner 90° Two Planes - 3 Pcs - One unit (in the ceiling) and two units (in the wall) can be combined.

		P	V	Max Length	Max Length HO	D
*CONSTANT VOLTAGE LED POWER SUPPLY	ON/OFF 0433-10-22	96W	24V	7000mm	3750mm	300 x 40 x 21mm
	0433-10-23	80W	24V	6250mm	3000mm	345 x 32 x 22mm
	DALI PUSH 0433-10-24	160W	24V	7000mm	5000mm	300 x 50 x 35mm

220 V~ | DRIVER MUST BE PLACED ON REMOTE

» 282



COLOUR | W | B | MATERIAL | AL | PC |

RAL » 312

RECOMMENDED FOR INSTALLATIONS WHERE THE PROFILE CAN BE INSTALLED BEFORE THE FALSE PLASTERBOARD CEILING (THICKNESS 12,5mm.)

» 288

CUSTOM SYSTEM FIFTY + CUSTOM




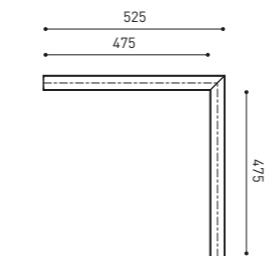
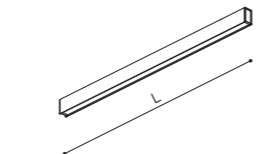
Extended Family
Fifty + Surface_P.122
Fifty + Suspension_P.158



MORE INFO >>

Ⓞ *OPTIONS

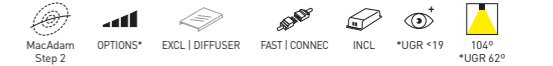
1	No DIM
2	DIM DALI
3	DIM Push



		P	CCT	I	Flux	L
FIFTY + Surface Custom 100	A443-01- Ⓞ -1- WT NT	15,4W	3000K	700mA	2280 lm	1000mm
	A443-01- Ⓞ -2- WT NT	15,4W	4000K	700mA	2400 lm	1000mm
FIFTY + Surface Custom 150	A443-02- Ⓞ -1- WT NT	23,1W	3000K	700mA	3420 lm	1500mm
	A443-02- Ⓞ -2- WT NT	23,1W	4000K	700mA	3600 lm	1500mm
FIFTY + Surface Custom 200	A443-03- Ⓞ -1- WT NT	30,8W	3000K	700mA	4560 lm	2000mm
	A443-03- Ⓞ -2- WT NT	30,8W	4000K	700mA	4800 lm	2000mm
FIFTY + Surface Custom 300	A443-04- Ⓞ -1- WT NT	46,2W	3000K	700mA	6840 lm	3000mm
	A443-04- Ⓞ -2- WT NT	46,2W	4000K	700mA	7200 lm	3000mm
FIFTY + Surface Custom Corner	A443-05- Ⓞ -1- WT NT	15,4W	3000K	700mA	2280 lm	525 x 525mm
	A443-05- Ⓞ -2- WT NT	15,4W	4000K	700mA	2400 lm	525 x 525mm

FIFTY + HO Surface Custom 100	A443-11- Ⓞ -1- WT NT	23,6W	3000K	1050mA	3260 lm	1000mm
	A443-11- Ⓞ -2- WT NT	23,6W	4000K	1050mA	3440 lm	1000mm
FIFTY + HO Surface Custom 150	A443-12- Ⓞ -1- WT NT	35,4W	3000K	1050mA	4890 lm	1500mm
	A443-12- Ⓞ -2- WT NT	35,4W	4000K	1050mA	5160 lm	1500mm
FIFTY + HO Surface Custom 200	A443-13- Ⓞ -1- WT NT	47,2W	3000K	1050mA	6520 lm	2000mm
	A443-13- Ⓞ -2- WT NT	47,2W	4000K	1050mA	6880 lm	2000mm
FIFTY + HO Surface Custom 300	A443-14- Ⓞ -1- WT NT	70,8W	3000K	1050mA	9780 lm	3000mm
	A443-14- Ⓞ -2- WT NT	70,8W	4000K	1050mA	10320 lm	3000mm
FIFTY + HO Surface Custom Corner	A443-15- Ⓞ -1- WT NT	23,6W	3000K	1050mA	3260 lm	525 x 525mm
	A443-15- Ⓞ -2- WT NT	23,6W	4000K	1050mA	3440 lm	525 x 525mm

220 V~ | IP20 | CRI>90 | L80B10 >60.000h



ACCESSORIES

FIFTY + Diffuser (x meter)	LOR		FIFTY + UGR Diffuser (x meter)	LOR	
A447-00-00	70%		A447-00-10	47%	
Max length 30 m.			Max length 30 m.		
FIFTY + End Caps Kit			FIFTY + Straight Joiner		
A447-00-20- WT NT			A447-00-30		
FIFTY + Power Line					
A443-00-00					

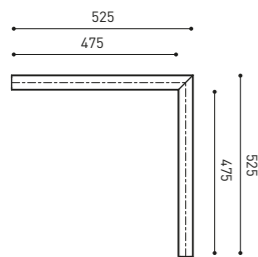
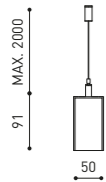
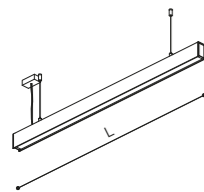
COLOUR | WT | NT | MATERIAL | AL | PC |

RAL » 312

» 288



MORE INFO >>

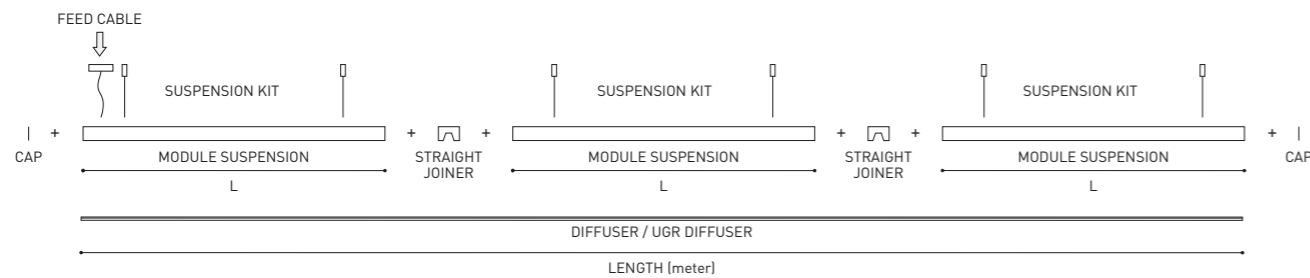


		P	CCT	I	Flux	L
FIFTY + Suspension Custom 100	A444-01- ① -1- WT NT	15,4W	3000K	700mA	2280 lm	1000mm
	A444-01- ① -2- WT NT	15,4W	4000K	700mA	2400 lm	1000mm
FIFTY + Suspension Custom 150	A444-02- ① -1- WT NT	23,1W	3000K	700mA	3420 lm	1510mm
	A444-02- ① -2- WT NT	23,1W	4000K	700mA	3600 lm	1510mm
FIFTY + Suspension Custom 200	A444-03- ① -1- WT NT	30,8W	3000K	700mA	4560 lm	2000mm
	A444-03- ① -2- WT NT	30,8W	4000K	700mA	4800 lm	2000mm
FIFTY + Suspension Custom 300	A444-04- ① -1- WT NT	46,2W	3000K	700mA	6840 lm	3000mm
	A444-04- ① -2- WT NT	46,2W	4000K	700mA	7200 lm	3000mm
FIFTY + Suspension Custom Corner	A444-05- ① -1- WT NT	15,4W	3000K	700mA	2280 lm	525 x 525mm
	A444-05- ① -2- WT NT	15,4W	4000K	700mA	2400 lm	525 x 525mm
FIFTY + HO Suspension Custom 100	A444-11- ① -1- WT NT	23,6W	3000K	1050mA	3260 lm	1000mm
	A444-11- ① -2- WT NT	23,6W	4000K	1050mA	3440 lm	1000mm
FIFTY + HO Suspension Custom 150	A444-12- ① -1- WT NT	35,4W	3000K	1050mA	4890 lm	1510mm
	A444-12- ① -2- WT NT	35,4W	4000K	1050mA	5160 lm	1510mm
FIFTY + HO Suspension Custom 200	A444-13- ① -1- WT NT	47,2W	3000K	1050mA	6520 lm	2000mm
	A444-13- ① -2- WT NT	47,2W	4000K	1050mA	6880 lm	2000mm
FIFTY + HO Suspension Custom 300	A444-14- ① -1- WT NT	70,8W	3000K	1050mA	9780 lm	3000mm
	A444-14- ① -2- WT NT	70,8W	4000K	1050mA	10320 lm	3000mm
FIFTY + HO Suspension Custom Corner	A444-15- ① -1- WT NT	23,6W	3000K	1050mA	3260 lm	525 x 525mm
	A444-15- ① -2- WT NT	23,6W	4000K	1050mA	3440 lm	525 x 525mm



① *OPTIONS

1	No DIM
2	DIM DALI
3	DIM Push



COLOUR | WT □ | NT ■ | MATERIAL | AL | PC | RAL ⓘ » 312

» 288



PRODUCT CONFIGURATOR

Configure your own custom product layout. Our tool will calculate the required drivers and accessories.

ACCESSORIES

FIFTY + Diffuser (x meter)	LOR		FIFTY + UGR Diffuser (x meter)	LOR	
A447-00-00	70%		A447-00-10	47%	
Max length 30m.			Max length 30m.		
FIFTY + End Caps Kit			FIFTY + Straight Joiner		
A447-00-20- WT NT			A447-00-30		
FIFTY + Suspension Power Line			FIFTY + Suspension Kit		
A444-00-00- WT NT	NO DIM		A444-00-20- WT NT		
A444-00-10- WT NT	DIM		At least 2 units needed. Extra unit each 100 cm. required		

OPTIONAL ACCESSORIES

WIRE TRIMLESS Accessories

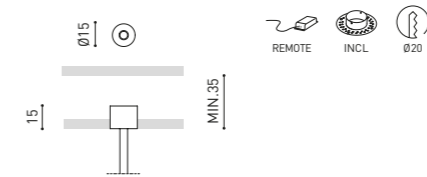
FEED

Mains Trimless

A023-00-01- | W | N |

Mains Thick Trimless

A023-00-02- | W | N |



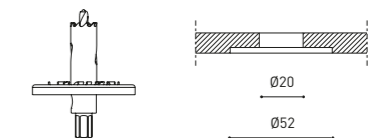
FASTENING

Steel Cable Trimless**


A023-00-05- | W | N |




TRIMLESS TOOL D20 X D52mm A478-00-01




MAINS TRIMLESS



MAINS THICK TRIMLESS



STEEL CABLE TRIMLESS



COLOUR | WT □ | NT ■ | W □ | N ■ | MATERIAL | AL | PC | RAL ⓘ » 312

** AS MANY PIECES AS NEEDED ACCORDING TO YOUR PRODUCT


» 288

SKIP_266
YORU SPIKE_267
STEP_268
DARK_270



OUTDOOR

SKIP



MORE INFO >>

		P	CCT	BEAM	I	Flux	LOR
SKIP	A497-01 - 10- GT OX	5,5W	2700K	19°	500mA	620 lm	87%
	A497-01 - 11- GT OX	5,5W	3000K	19°	500mA	660 lm	87%
	A497-01 - 20- GT OX	5,5W	2700K	29°	500mA	620 lm	91%
	A497-01 - 21- GT OX	5,5W	3000K	29°	500mA	660 lm	91%
	A497-01 - 30- GT OX	5,5W	2700K	35°	500mA	620 lm	89%
	A497-01 - 31- GT OX	5,5W	3000K	35°	500mA	660 lm	89%

220 V~ | IP65 | CRI>90 | L90B10 >108.000h

OUTDOOR MacAdam Step 2 INCL 360° 360° 19°/ 29°/ 35°

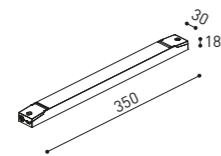
		P	CCT	BEAM	I	Flux	LOR
SKIP	A497-02 - 10- GT OX	5,5W	2700K	19°	500mA	620 lm	87%
	A497-02 - 11- GT OX	5,5W	3000K	19°	500mA	660 lm	87%
	A497-02 - 20- GT OX	5,5W	2700K	29°	500mA	620 lm	91%
	A497-02 - 21- GT OX	5,5W	3000K	29°	500mA	660 lm	91%
	A497-02 - 30- GT OX	5,5W	2700K	35°	500mA	620 lm	89%
	A497-02 - 31- GT OX	5,5W	3000K	35°	500mA	660 lm	89%

48 V | IP65 | CRI>90 | L90B10 >108.000h

OUTDOOR MacAdam Step 2 INCL 360° 360° 19°/ 29°/ 35°

	P	V
CONSTANT VOLTAGE LED POWER SUPPLY 0434-01-62	150W	48V

220 V~ | IP20 | DRIVER MUST BE PLACED ON REMOTE



POWER [W]	CABLE SECTION [mm²]	CABLE LENGTH [m]			
		<25	<50	<75	<100
150	0,75	✓	✓	X	X
	1,0	✓	✓	✓	X
	1,5	✓	✓	✓	✓

OPTIONAL ACCESSORIES

Connector IP67 No DIM 0434-01-81- | N |

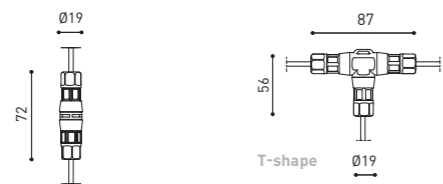
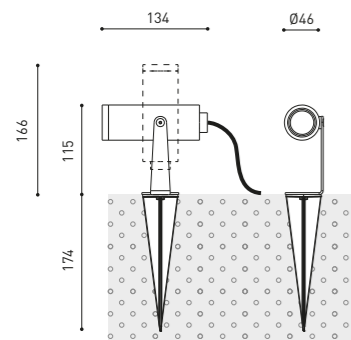
Connector IP67 No DIM T-Shape 0434-01-82- | N |

For cable Ø4,5-7,5mm, section <1,5mm²

Connector IP67 DIM DALI 0434-01-83- | N |

Connector IP67 DIM DALI T-Shape 0434-01-84- | N |

For cable Ø5,5-7,5mm, section <1,0mm²



SKIP Anti-glare Screen A497-00 - 00- | GT | OX |

AFFECTS THE LIGHTING PARAMETERS



COLOUR | GT ■ | OX ■ |

MATERIAL | AL | GL-TRANS | PC |

RAL ⓘ » 312

OTHER CCT PLEASE CONSULT

Ⓜ » 288

YORU SPIKE



Extended Family
Yoru_P.164



MORE INFO >>

		P	CCT	Flux	LOR
YORU Spike 24V	A475- -0 - 00- WT NT	3W	2700K	400 lm	84%
	A475- -0 - 01- WT NT	3W	3000K	410 lm	84%

24 V | IP65 | CRI>90 | L80B10 >60.000h



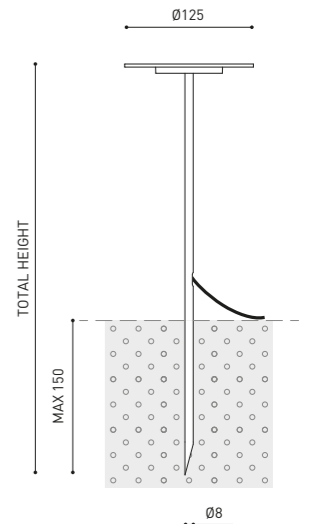
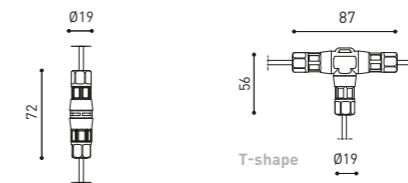
	TOTAL HEIGHT - H
1	400 mm
2	500 mm

OPTIONAL ACCESSORY

Connector IP67 0434-01-67- | N |

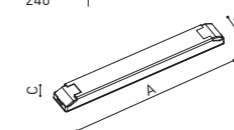
Connector IP67 T-Shape 0434-01-68- | N |

For cable Ø3,5-7,5mm, section <1,5mm²



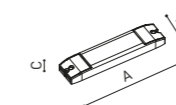
	P	V	D [A x B x C]
YORU Spike 24V	60W	24V	180 x 52 x 30mm
** Remote Power Supply	100W	24V	295 x 43 x 30mm

220 V~ | IP20



YORU Spike 24V	0433-01-32	DALI / Push	24V	181 x 42 x 20mm
	0433-01-33	CASAMBI	24V	172 x 42 x 20mm
	0434-01-64	WIFI	24V	105 x 44 x 23mm

24 V | IP20



POWER [W]	CABLE SECTION [mm²]	CABLE LENGTH [m]			
		<25	<50	<75	<100
60	0,75	✓	✓	X	X
	1,5	✓	✓	✓	✓
100	0,75	✓	X	X	X
	1,5	✓	✓	✓	X


COLOUR | WT □ | NT ■ |

MATERIAL | INOX AISI 304 | AL | PC |

RAL ⓘ » 312

Ⓜ » 288

STEP



MORE INFO >>

STEP	CCT	LOR
A275-00-00- NX W N	2700K	15%
A275-00-01- NX W N	3000K	15%
A275-00-02- NX W N	4000K	15%
A275-00-03- NX W N	blue	1%



III IP67 | IK08 | CRI>90 | L90B10 > 102,000h



*DRIVER OPTIONS	P	I	CCT	Flux
0434-00-39	1W	350mA	2700K	100 lm
			3000K	120 lm
			4000K	130 lm
			blue	130 lm

NO DIM | IP20*

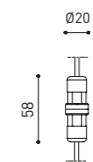
220 V~ | DRIVER MUST BE PLACED ON REMOTE | OTHER DIM OPTIONS PLEASE CONSULT

i » 282

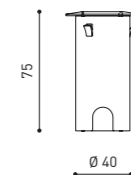
OPTIONAL ACCESSORY

Connector IP67 0434-01-66- | N |

For cable Ø4,5-6,5mm, section <1,5mm²



STEP




COLOUR | NX ■ | W □ | N ■ |


MATERIAL | INOX AISI 304 | AL | PMMA |

RAL i » 312

((o)) » 288



MORE INFO >>



MORE INFO >>

STEP S	CCT	LOR
A392-00-00- NX W N	2700K	10%
A392-00-01- NX W N	3000K	10%
A392-00-02- NX W N	4000K	10%



III IP65 | IK06 | CRI>90 | L90B10 > 102,000h



STEP XS	CCT	LOR
A393-00-00- NX W N	2700K	7%
A393-00-01- NX W N	3000K	7%
A393-00-02- NX W N	4000K	7%



III IP65 | IK10 | CRI>90 | L90B10 > 102,000h



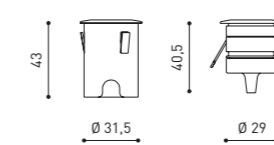
*DRIVER OPTIONS	P	I	CCT	Flux
0434-00-39	1W	350mA	2700K	100 lm
			3000K	120 lm
			4000K	130 lm
			blue	130 lm
			2700K	100 lm
			3000K	120 lm
			4000K	130 lm

NO DIM | IP20*

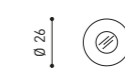
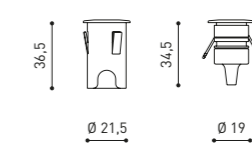
220 V~ | DRIVER MUST BE PLACED ON REMOTE | OTHER DIM OPTIONS PLEASE CONSULT

i » 282

STEP S



STEP XS



COLOUR | NX ■ | W □ | N ■ |

MATERIAL | INOX AISI 304 | AL | PMMA |

RAL i » 312

((o)) » 288

DARK



MORE INFO >>



MORE INFO >>

		CCT	Beam	LOR
DARK	A274-00-10- NX N	2700K	19°	80%
	A274-00-11- NX N	3000K	19°	80%
	A274-00-12- NX N	4000K	19°	80%
	A274-00-20- NX N	2700K	40°	83%
	A274-00-21- NX N	3000K	40°	83%
	A274-00-22- NX N	4000K	40°	83%

IP67 | IK08 | CRI>90 | L90B10 >102,000h



		CCT	Beam	LOR
DARK Honeycomb	A513-00-10- NX N	2700K	17°	54%
	A513-00-11- NX N	3000K	17°	54%
	A513-00-12- NX N	4000K	17°	54%
	A513-00-20- NX N	2700K	30°	53%
	A513-00-21- NX N	3000K	30°	53%
	A513-00-22- NX N	4000K	30°	53%

IP67 | IK08 | CRI>90 | L90B10 >102,000h



*DRIVER OPTIONS	P	I	CCT	Flux
0434-00-39 1 to 12 Darks	1W	350mA	2700K	100 lm
			3000K	120 lm
			4000K	130 lm
NO DIM IP20				
0434-00-40 1 to 12 Darks	2,1W	700mA	2700K	180 lm
			3000K	200 lm
			4000K	240 lm
NO DIM IP20				
0434-00-41 1 to 11 Darks	3,2W	1050mA	2700K	250 lm
			3000K	280 lm
			4000K	325 lm
NO DIM IP20				

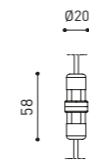
220 V~ | OTHER DIM OPTIONS PLEASE CONSULT

OPTIONAL ACCESSORY

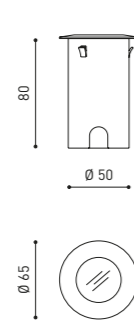
Connector IP67

0434-01-66- | N |

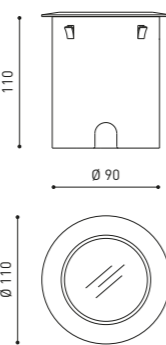
For cable Ø4,5-6,5mm, section <1,5mm²



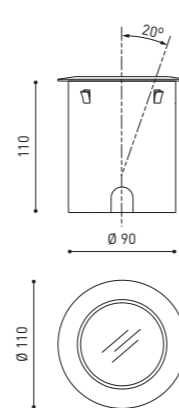
DARK & DARK HONEYCOMB



DARK M & DARK M HONEYCOMB



DARK M ASYMMETRIC



COLOUR | NX ■ | N ■ | MATERIAL | INOX AISI 304 | AL | GL-TRANS |

RAL ⓘ » 312


» 288



MORE INFO >>



MORE INFO >>



MORE INFO >>

		CCT	LOR
DARK M	A301-00-10- NX N	2700K	75%
	A301-00-11- NX N	3000K	75%
	A301-00-12- NX N	4000K	75%

IP67 | IK08 | CRI>90 | L90B10 >55,000h



		CCT	LOR
DARK M Honeycomb	A514-00-10- NX N	2700K	53%
	A514-00-11- NX N	3000K	53%
	A514-00-12- NX N	4000K	53%

IP67 | IK08 | CRI>90 | L90B10 >55,000h



		CCT	LOR
DARK M Asymmetric	A440-00-10- NX N	2700K	75%
	A440-00-11- NX N	3000K	75%
	A440-00-12- NX N	4000K	75%

IP67 | IK08 | CRI>90 | L90B10 >55,000h



*DRIVER OPTIONS	P	I	CCT	Flux
0434-00-36 1 Dark M	4,6W	140mA	2700K	640 lm
			3000K	665 lm
NO DIM IP20			4000K	675 lm
0434-00-37 1 Dark M	6,7W	200mA	2700K	865 lm
			3000K	900 lm
NO DIM IP20			4000K	915 lm
0434-00-38 1 Dark M	10,5W	300mA	2700K	1220 lm
			3000K	1265 lm
NO DIM IP20			4000K	1290 lm

220 V~ | DRIVER MUST BE PLACED ON REMOTE PHASE CUT & OTHER DIM OPTIONS PLEASE CONSULT

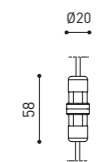
» 282

OPTIONAL ACCESSORY

Connector IP67

0434-01-66- | N |

For cable Ø4,5-6,5mm, section <1,5mm²



COLOUR | NX ■ | N ■ | MATERIAL | INOX AISI 304 | AL | GL-TRANS |

RAL ⓘ » 312

» 288

LARK-111_274

LARK_275

BASIC_275

TRIMLESS TOOL_276

WIRE TRIMLESS_278

DRIVERS_282

ARK-CONTROL_288

TECHNICAL INFO_295

GLOSSARY_302

COLOURS_312

SIMBOLS GLOSSARY_314

REFERENCE INDEX_316

PRODUCT INDEX_318

LARK-111



		P	CCT	Beam	I	Flux	Flux Out	LOR
Lark-111	A25 -10-10- W N	6,5W	2700K	19°	200mA	900 lm	828 lm	92%
	A25 -10-11- W N	6,5W	3000K	19°	200mA	940 lm	865 lm	92%
	A25 -10-12- W N	6,5W	4000K	19°	200mA	950 lm	874 lm	92%
	A25 -10-20- W N	6,5W	2700K	40°	200mA	900 lm	774 lm	86%
	A25 -10-21- W N	6,5W	3000K	40°	200mA	940 lm	808 lm	86%
	A25 -10-22- W N	6,5W	4000K	40°	200mA	950 lm	817 lm	86%
	A25 -20-10- W N	12W	2700K	19°	350mA	1440 lm	1325 lm	92%
	A25 -20-11- W N	12W	3000K	19°	350mA	1500 lm	1380 lm	92%
	A25 -20-12- W N	12W	4000K	19°	350mA	1520 lm	1398 lm	92%
	A25 -20-20- W N	12W	2700K	40°	350mA	1440 lm	1238 lm	86%
	A25 -20-21- W N	12W	3000K	40°	350mA	1500 lm	1290 lm	86%
	A25 -20-22- W N	12W	4000K	40°	350mA	1520 lm	1307 lm	86%
A25 -21-10- W N	12W	2700K	19°	350mA	1440 lm	1325 lm	92%	
A25 -21-11- W N	12W	3000K	19°	350mA	1500 lm	1380 lm	92%	
A25 -21-12- W N	12W	4000K	19°	350mA	1520 lm	1398 lm	92%	
A25 -21-20- W N	12W	2700K	40°	350mA	1440 lm	1238 lm	86%	
A25 -21-21- W N	12W	3000K	40°	350mA	1500 lm	1290 lm	86%	
A25 -21-22- W N	12W	4000K	40°	350mA	1520 lm	1307 lm	86%	

220 V~ | CRI>90 | L90B10 >55.000h

* OTHER DIM OPTIONS PLEASE CONSULT



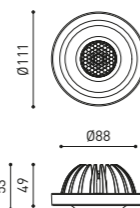
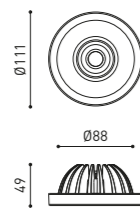
MORE INFO >>

Lark-111



MORE INFO >>

Lark-111 · HONEYCOMB LOUVER



⊙ OPTIONS

- 2 Lark-111
- 3 Lark-111 Honeycomb**

** HONEYCOMB AFFECTS LIGHTING PARAMETERS

COLOUR | W □ | N ■ |

MATERIAL | AL |

RAL » 312

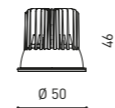
» PLEASE CONSULT

LARK



MORE INFO >>

Lark



BASIC

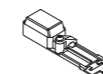


OPTIONAL ACCESSORIES

SAFETY SEPARATOR

0458-00-00

with connection box covered



HALOGEN LAMPHOLDER GZ10

0419-00-00



		P	CCT	I	Flux	Flux Out	LOR
Lark	0434-00-96	5W	2700K	140mA	700 lm	644 lm	92%
	0434-00-05	5W	3000K	140mA	730 lm	672 lm	92%
	0434-00-19	5W	4000K	140mA	750 lm	690 lm	92%
	0434-01-02	7,5W	2700K	200mA	950 lm	874 lm	92%
	0434-00-09	7,5W	3000K	200mA	1000 lm	920 lm	92%
	0434-00-17	7,5W	4000K	200mA	1030 lm	948 lm	92%
	0434-01-03	7,5W	2700K	200mA	950 lm	874 lm	92%
	0434-00-15	7,5W	3000K	200mA	1000 lm	920 lm	92%
	0434-00-18	7,5W	4000K	200mA	1030 lm	948 lm	92%
	0434-01-04	7,5W	2700K	200mA	950 lm	874 lm	92%
	0434-01-05	7,5W	3000K	200mA	1000 lm	920 lm	92%
	0434-01-06	7,5W	4000K	200mA	1030 lm	948 lm	92%

220 V~ | CRI>80 | L90B10 >55.000h

* OTHER DIM OPTIONS PLEASE CONSULT



BASIC Fix 12V MAX 50W

0037-01-01- | W | NS |



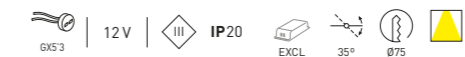
BASIC Tilt 12V MAX 50W

0038-01-01- | W | NS |



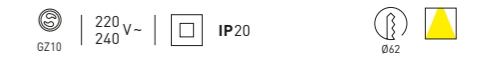
BASIC Tilt Extra 12V MAX 50W

00321-01-01- | W | NS |



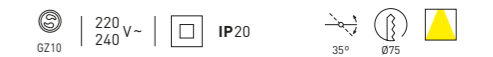
BASIC Fix 230V MAX 50W

0337-01-01- | W | NS |



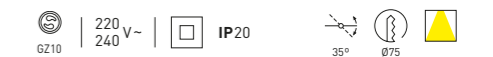
BASIC Tilt 230V MAX 50W

0338-01-01- | W | NS |

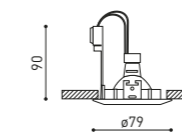


BASIC Tilt Extra 230V MAX 50W

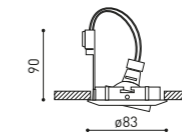
0325-01-01- | W | NS |



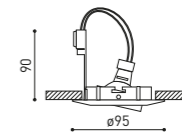
BASIC FIX



BASIC TILT



BASIC TILT EXTRA



COLOUR | W □ | NS ■ |

MATERIAL | AL |

RAL » 312

» PLEASE CONSULT

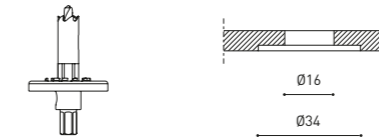


TRIMLESS TOOL

MORE INFO >>

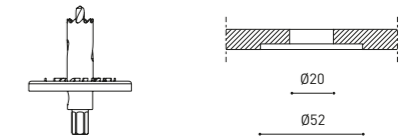


TRIMLESS TOOL D16 X D34mm A478-00-00



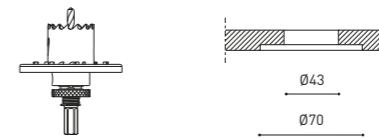
Suitable for:
Magnetic Connector | A435-01-00:
· Coco | A499-00-XX
· Fit 20 | A431-01-XX
· Fit 27 | A432-01-XX
· Flip | A492-00-XX
· iO Micro | A434-01-XX
· Plus Micro | A433-01-XX
· Six XS | A429-01-XX
· Top Micro | A430-01-XX

TRIMLESS TOOL D20 X D52mm A478-00-01



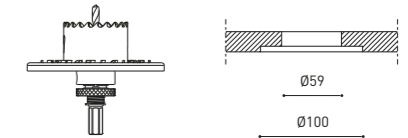
Suitable for:
Alaska Big | A455-X1-XX
Dune | A48X-XX-XX
Wire Trimless Accessory | A023-XX-XX

TRIMLESS TOOL D43 X D70mm A478-00-02



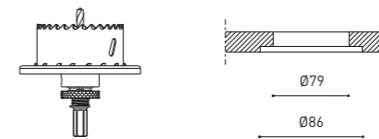
Suitable for:
Alaska Trimless Accessory | A401-10-XX
Lens Light Trimless Accessory | A470-00-00
Shot Light Trimless Accessory | A269-00-0X

TRIMLESS TOOL D59 X D100mm A478-00-03



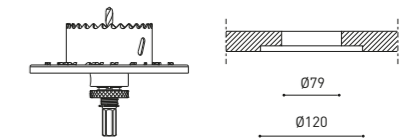
Suitable for:
Alaska Big Trimless Accessory | A426-10-00
Shot Light S Trimless Accessory | A463-00-00

TRIMLESS TOOL D79 X D86mm A478-00-04



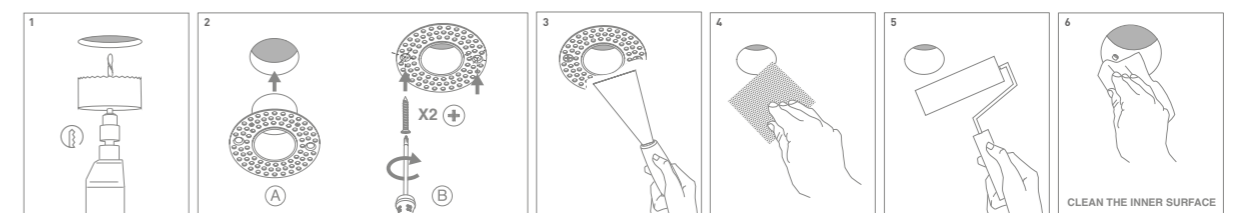
Suitable for:
Shot Light S Flex | A477-00-00

TRIMLESS TOOL D79 X D120mm A478-00-05



Suitable for:
Shot Light M Trimless Accessory | A298-X0-00
Buddy Trimless Accessory | A50X-10-90

TRIMLESS MOUNTING





WIRE TRIMLESS

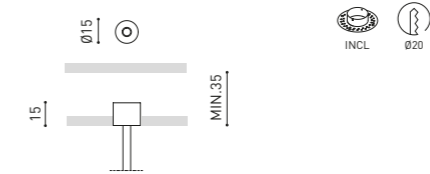
MORE INFO >>



- (A) Mains Trimless
- (B) Mains Thick Trimless
- (C) Coaxial Trimless
- (D) Unipolar Trimless
- (E) Steel Cable Trimless
- (F) Steel Cable Regulator Trimless



Mains Trimless A023-00-01- | W | N |



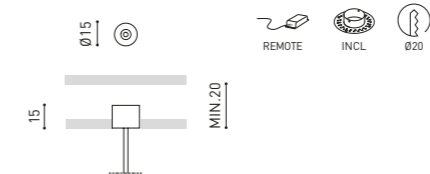
Suitable for:
 Black Foster Custom System (no dim) | A452-0X-00
 Black Foster Micro Custom (no dim) | A450-0X-00
 Black Foster Suspension (no dim) | A321-X1-XX
 Fifty+ Suspension (no dim) | A44X-XX-1X
 Salt (no dim) | A220-0X-1X
 Salt mini | A280-00-1X
 Scope | A261-XX-XX
 Track 48V Suspension (no dim) | A338-XX-00
 Vola Suspension | A442-00-XX

Mains Thick Trimless A023-00-02- | W | N |



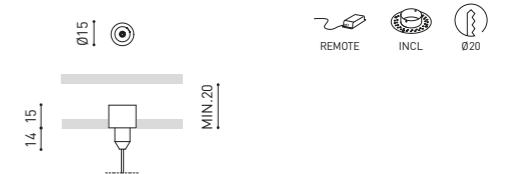
Suitable for:
 Black Foster Custom System (dim) | A452-0X-00
 Black Foster Micro Custom (dim) | A450-0X-00
 Black Foster Suspension (dim) | A321-XX-XX
 Drum Suspension | A358-XX-XX
 Fifty+ Suspension (dim) | A44X-XX-XX
 Salt (dim) | A220-0X-XX
 Track 48V Suspension (dim) | A338-XX-00
 Vola Suspension | A442-00-XX

Coaxial Trimless A023-00-03- | W | N |



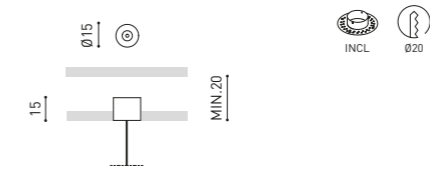
Suitable for:
 Alaska | A425-XX-XX
 Holly | A281-XX-XX
 Line Suspension | A43X-XX-XX
 Minimal Track
 Pipe | A48X-XX-XX
 Slimgot | A203-XX-XX
 Spin | A222-XX-XX
 Stick | A40X-XX-XX

Unipolar Trimless A023-00-04- | W | N |



Suitable for:
 Art | A34X-XX-XX

Steel Cable Trimless A023-00-05- | W | N |



Suitable for:
 Line Suspension | A43X-XX-XX
 Black Foster Custom System | A452-0X-00
 Black Foster Micro Custom | A450-0X-00
 Black Foster Suspension | A321-XX-XX
 Drum Suspension | A358-XX-XX
 Fifty+ Suspension | A44X-XX-XX
 Salt | A220-0X-XX
 Salt Mini | A280-00-1X
 Track 48V Suspension | A338-XX-00
 Vola Suspension | A442-00-XX

Steel Cable Regulator Trimless A023-00-06- | W | N |



Suitable for:
 Scope | A261-XX-XX

Accessories

LIGHT DISTRIBUTION



ELLIPTICAL REFRACTOR

Lente que reformula el haz de luz para conseguir una forma elíptica a través de la refracción de la luz en su disco de plástico (PMMA) + Film de PET.

Lens that modifies the light beam to achieve an elliptical shape through the refraction of light in its plastic disc (PMMA) + PET film.

Lentille qui reformule le faisceau lumineux pour obtenir une forme elliptique par le biais de la réfraction de la lumière dans son disque en plastique (PMMA) + Film de PET.

Lente che riformula il fascio di luce per ottenere una forma ellittica a causa della rifrazione della luce sul suo vetro ottico (PMMA) + Film in PET.

Linse, die den Lichtstrahl umformt, um durch die Lichtbrechung in ihrer Kunststoffscheibe (PMMA) + PET-Folie eine elliptische Form zu erreichen.



BEAM MIXER DIFFUSER

El difusor homogeneizador del haz de luz suaviza las distorsiones en la emisión de la luz provocadas por las lentes parabólicas, Fresnel o colimadores TIR, sin generar un alargamiento significativo del haz. Su diseño exclusivo consigue una homogeneización de la luz excelente en planos lejanos y una mezcla cromática con una extraordinaria luminosidad axial. Comparado con los difusores tradicionales, mantiene una mayor intensidad de candelas en el centro del haz (CBPC) y disminuye el antiestético efecto de “campos de luz” en ángulos amplios.

The Beam Mixer Diffuser is used to smooth beam artifacts caused by parabolic, Fresnel, or TIR lens collimators without significant broadening. The unique mixing design provides superior far-field smoothing and color mixing with high on-axis brightness. Compared with traditional diffusers, it maintains higher central beam candlepower (CBPC), and produce less undesirable “field light” at higher angles.

Le Diffuseur homogénéisateur de faisceau lumineux s'utilise pour atténuer les distorsions de l'émission de lumières provoquées par les lentilles paraboliques, Fresnel ou collimateurs TIR, sans allonger de manière significative le faisceau. Son design exclusif permet une excellente homogénéisation en champs lointains et un mélange chromatique d'une luminosité axiale remarquable. Comparé avec un diffuseur traditionnel, ce diffuseur maintient une plus haute intensité lumineuse au centre du faisceau (CBPC) et diminue

l'indésirable effet “champs de lumière” dans les angles plus amples.

Il Diffusore di fascio luminoso misto serve ad uniformare gli effetti distorsivi del fascio luminoso dovuti ai collimatori con lente parabolica, di Fresnel o TIR senza un allargamento significativo. L'eccezionale design “misto” assicura una migliore uniformità del campo lontano e una miscelazione cromatica con una straordinaria luminosità assiale. Rispetto ai diffusori tradizionali, mantiene una maggiore intensità luminosa in candele al centro del fascio (CBPC) e diminuisce la sgradevole “luce a lunga gittata” negli angoli più ampi.

Der Strahlenmischdiffusor wird verwendet, um durch parabolische, Fresnel- oder TIR-Linsen-Kollimatoren verursachte Strahlenartefakte ohne wesentliche Ausdehnung zu glätten. Das einzigartige Mischungskonzeption sorgt für hochwertige Fernfeldglättung und Farbmischung bei hoher on-axis-Helligkeit. Im Vergleich zu herkömmlichen Diffusoren bewahrt er eine höhere Lichtstärkenspitze (CBPC) und ruft bei größeren Winkeln weniger unerwünschte “Lichtfelder” hervor.



ANTI-GLARE HONEYCOMB LOUVER

Accesorio formado por una parrilla en forma de panel de abeja para reducir el deslumbramiento y la incidencia directa de los rayos en la visión.

Accessory made up of louver in the shape of a honeycomb panel to reduce glare and the effects of direct rays on vision.

Accessoire composé d'une grille en nid d'abeille pour réduire l'éblouissement et l'incidence directe des rayons dans la vision.

Accessorio formato da una griglia a forma di pannello d'ape per ridurre l'abbagliamento e l'incidenza diretta dei raggi durante la visione.

Zubehör in Form eines Wabengitters, um die Blendung und den direkten Einfall der Strahlen in die Augen zu reduzieren.



LINEAR FILTER

Transforma el haz de luz circular en una forma lineal. Este filtro es ideal para aplicaciones donde se necesita una distribución precisa y lineal de la luz, para focalizar sobre superficies concretas o evitar el efecto de “manchas de luz” en espacios amplios.

Transforms the circular light beam into a linear form. This filter is ideal for applications where a precise and linear distribution of

light is needed, either for focusing on specific surfaces or to avoid the “light pooling” effect in large spaces.

Transforme le faisceau lumineux circulaire en une forme linéaire. Ce filtre est idéal pour les applications où une distribution précise et linéaire de la lumière est nécessaire, que ce soit pour se concentrer sur des surfaces spécifiques ou pour éviter l'effet de “taches lumineuses” dans de grands espaces.

Trasforma il fascio di luce circolare in una forma lineare. Questo filtro è ideale per applicazioni in cui è necessaria una distribuzione precisa e lineare della luce, sia per mettere a fuoco superfici specifiche che per evitare le proiezioni di luce puntuale nello spazio.

Verwandelt den kreisförmigen Lichtstrahl in eine lineare Form. Dieser Filter ist ideal für Anwendungen, bei denen eine präzise und lineare Lichtverteilung erforderlich ist, entweder um sich auf bestimmte Oberflächen zu konzentrieren oder um den Effekt von “Lichtflecken” in großen Räumen zu vermeiden.



ANTI-GLARE SCREEN & ANTI-GLARE ASYMMETRICAL SCREEN

Pantalla accesoria diseñada para reducir el deslumbramiento y la incidencia directa de los rayos en la visión. Además, en el caso de la pantalla asimétrica, se consigue una distribución luminica de incidencia lateral (adecuada para aplicaciones de bañador de pared, entre otras).

Accessory screen designed to reduce glare and direct ray incidence in vision. Additionally, in the case of the asymmetric screen, it achieves a lateral light distribution (suitable for wall washer applications, among others).

Écran accessoire conçu pour réduire l'éblouissement et l'incidence directe des rayons dans la vision. De plus, dans le cas de l'écran asymétrique, il permet d'obtenir une distribution lumineuse latérale (appropriée pour les applications de lèche-murs, entre autres).

Schermo accessorio progettato per ridurre l'abbagliamento e l'incidenza diretta dei raggi nella visione. Inoltre, nel caso dello schermo asimmetrico, si ottiene una distribuzione luminosa laterale (adatta per applicazioni di wall washer, tra le altre).

Zusatzbildschirm, der entwickelt wurde, um Blendung und direkten Lichteinfall in die Sicht zu reduzieren. Darüber hinaus ermöglicht er im Fall des asymmetrischen Bildschirms eine seitliche Lichtverteilung (zum Beispiel für Wandbestrahlung).

Special LED

FOR COMMERCIAL PRODUCT SHOWCASING

VIVID MODEL

Colour Temperature	2700K	3000K	3500K	4000K	Light Pink
Reading			●	●	
Fruits & Vegetables		●	●		
Bakery	●				
Retail		●	●		
Cosmetics			●	●	
Meat					●
Fish				●	
Seafood				●	●

AVAILABLE FOR | ALASKA · BUDDY · DARK M · DUNE 35 & 55 · DUOMO · FIT 65 & 80 · HIDDEN · HUBBLE · IO · LEX · LEX MINI · PLUS · PLUS MINI 1L & 3L · PUCK RECESSED S & L · SHOT LIGHT M & BIG · SIX XS, M & L · THOR · TOP · TOP MINI · TWIST · WELLIT S, M & L · WIZ · ZEN TUBE

Arkoslight ofrece en algunos de sus productos la posibilidad de dotarlos de un LED especial para iluminación orientada a la promoción visual de bienes y productos con finalidad comercial. Se trata de un LED de alta cromaticidad que persigue destacar los tonos que favorecen la percepción psicológica positiva del objeto iluminado.

Esta fuente de luz LED especial ofrece una paleta de colores más atractiva e intensa, por encima de lo que lo hace un LED convencional. Esto se consigue gracias a la configuración del LED bajo un “parámetro especial de saturación” que consigue que los colores y la textura de los objetos se muestren más atractivos dentro del espectro de luz visible. Para ello se selecciona, en cada caso, el COB pertinente, con su recubrimiento específico de fósforo.

For some of its products, Arkoslight offers the possibility to provide them with a special LED, designed to create an illumination focused on visually promoting goods or products for commercial purposes. It is a high chromaticity LED, capable of identifying the colour shades that produce a positive psychological perception of the illuminated object. This special LED lighting source offers a much more attractive and intense colour range than a conventional LED, besides being much wider. Technically, this is possible thanks to a special LED setting that includes a « special saturation parameter », capable of highlighting the objects colours and materials in such a way that they seem more attractive within the visible light spectrum. To achieve this performance, in each case, the appropriate COB and specific phosphor coating are carefully selected.

Arkoslight vous offre sur certains de ses produits la possibilité de les équiper d'une LED spéciale, qui a été conçue pour une illumination orientée à la promotion visuelle de biens ou produits à des fins commerciales. Il s'agit d'une LED de haute chromaticité permettant de mettre en évidence les tons qui favorisent une perception psychologique positive de l'objet illuminé.

Cette source de lumière LED spéciale vous offre une palette de couleurs plus attractive et intense, et plus vaste que celle d'une LED conventionnelle. Ceci est possible grâce à la configuration du LED qui inclue un “paramètre spécial de saturation”, lequel réussit à ce que les couleurs et la texture des objets apparaissent de manière plus attractive dans le spectre de lumière visible. Pour ce faire, le COB correspondant est sélectionné en fonction de chaque cas, et il en est de même pour son revêtement spécifique en phosphore.

Arkoslight offre su alcuni dei suoi prodotti la possibilità di dotarli di un LED speciale per illuminazione orientata alla promozione visiva di beni e prodotti a scopo commerciale. Si tratta di un LED ad alta cromaticità che mette in rilievo le tonalità che favoriscono la percezione psicologica positiva dell'oggetto illuminato. Questa sorgente di luce LED speciale offre una gamma di colori più attraenti e intensi, superiore a quella che può offrire un LED convenzionale. Ciò si ottiene grazie alla configurazione del LED secondo un “parametro speciale di saturazione” che fa in modo che i colori e la texture degli oggetti appaiano più attraenti all'interno dello spettro di luce visibile. A tale scopo si seleziona, in ciascun caso, l'apposito COB e il suo fosforo di rivestimento specifico.

Einige der Produkte von Arkoslight können mit einer Spezial-LED für die visuelle Bewerbung von Waren und Produkten zur Verkaufsförderung ausgerüstet werden. Dabei handelt es sich um eine hochchromatische LED, um Farbtöne hervorzuheben, die die positive psychologische Wahrnehmung des beleuchteten Objekts begünstigen. Diese spezielle LED-Lichtquelle bietet eine ansprechendere und intensivere Farbpalette als eine herkömmliche LED. Dies wird durch die Konfiguration der LED nach einem “speziellen Sättigungsparameter” erreicht, der Farben und Textur der Objekte innerhalb des sichtbaren Spektralbereichs attraktiver erscheinen lässt. Dafür wird die jeweils zweckdienliche COB und spezifische Phosphorbeschichtung gewählt.

Drivers

CONSTANT CURRENT LED DRIVER

ON-OFF		P (MAX)	I	D	
	0486-04-35	3,5W	350mA	65 x 29 x 18mm	
	0486-08-35 0434-01-30	8W 9W	350mA 250mA	59 x 41,6 x 22mm	
	0486-12-70	12W	700mA	115 x 34 x 19mm	
	0434-00-36 0434-00-37 0434-00-38	5,8W 8,3W 12,4W	140mA 200mA 300mA	115 x 34 x 19mm	
	0434-01-85 0434-01-86 0434-01-87	5,5W 8,5W 22W	125mA 200mA 300mA	146,5 x 43,5 x 22mm	
	0434-00-39 0434-01-53 0434-00-42 0434-00-40 0434-00-41	15W 18W 22W 31W 42W	350mA 400mA 500mA 700mA 1050mA	129 x 42 x 30mm	
	0434-01-41 0434-01-42 0434-01-43 0434-01-44	25W 35W 50W 50W	350mA 500mA 700mA 1050mA	124 x 79 x 22mm	
DIM					
	PHASE CUT	0434-01-92	8W	200mA	95 x 50 x 22mm
	PHASE CUT	0434-01-95	9W	350mA	85 x 40,4 x 22mm
	DALI PUSH	0434-01-89 0434-01-29 0434-01-94 0434-01-88	10W 10W 10W 10W	200mA 250mA 350mA 500mA	166 x 30 x 22mm
	DALI PUSH	0433-01-07	11W	300mA	119 x 53 x 31mm
	1-10V Push	0434-00-78 0434-00-43 0434-00-45	18W 25W 32W	350mA 500mA 700mA	103 x 67 x 21mm
	DALI DT8	0434-01-90	18W	400mA	203 x 44,5 x 34mm
	DALI	0434-00-79 0434-01-54 0434-00-44 0434-00-46	17W 19W 24W 32W	350mA 400mA 500mA 700mA	103 x 67 x 21mm
	DALI / PUSH / 1-10V	0434-01-23 0434-01-24 0434-01-25 0434-01-26	25W 35W 50W 60W	350mA 500mA 700mA 1050mA	124 x 79 x 22mm
	CASAMBI	0434-01-91	10W	200mA	150 x 42,5 x 22mm
	CASAMBI	0434-01-45 0434-01-46 0434-01-47 0434-01-48	25W 35W 50W 60W	350mA 500mA 700mA 1050mA	124 x 79 x 22mm

CONSTANT VOLTAGE LED DRIVER

ON-OFF		P (MAX)	V	D	
	0434-01-37	60W	24V	180 x 52 x 30mm	
	0433-10-22	100W	24V	295 x 43 x 30mm	
	0434-01-61- W N	100W	48V	298 x 16 x 19mm	
	0434-01-62 0434-01-80	150W 250W	48V 48V	350 x 30 x 18mm 400 x 40 x 22mm	
DIM					
	DALI PUSH	0433-10-23	80W	24V	346 x 32 x 22mm
	DALI PUSH	0433-10-24	160W	24V	300 x 50 x 35mm

MULTIFUNCTION EQUIPMENTS

ON-OFF		P / I	P / I or V	D
	0434-01-18	25W / 350mA 35W / 500mA 50W / 700mA	50W / 900mA 50W / 1050mA 50W / 48V	124 x 79 x 22mm
DIM				
	1-10V Push	16W / 300mA 18W / 350mA 25W / 500mA 30W / 600mA	32W / 700mA 20W / 900mA 11W / 12V 20W / 24V	103 x 67 x 21mm
	DALI	14W / 300mA 17W / 350mA 24W / 500mA 28W / 600mA	32W / 700mA 10W / 12V 20W / 24V	103 x 67 x 21mm
	DALI / PUSH / 1-10V	25W / 350mA 35W / 500mA 50W / 700mA	60W / 900mA 60W / 1050mA 50W / 48V	124 x 79 x 22mm
	CASAMBI	25W / 350mA 35W / 500mA 50W / 700mA	60W / 900mA 60W / 1050mA 50W / 48V	124 x 79 x 22mm
DIM 48V				
	DALI	8W / 200mA 12W / 300mA 16W / 400mA 20W / 500mA	24W / 600mA 28W / 700mA 32W / 800mA 36W / 900mA	97,5 x 17,6 x 11,8mm

Driver options

FOR PRODUCTS WITH DRIVER EXCLUDED
220-240 VAC INPUT

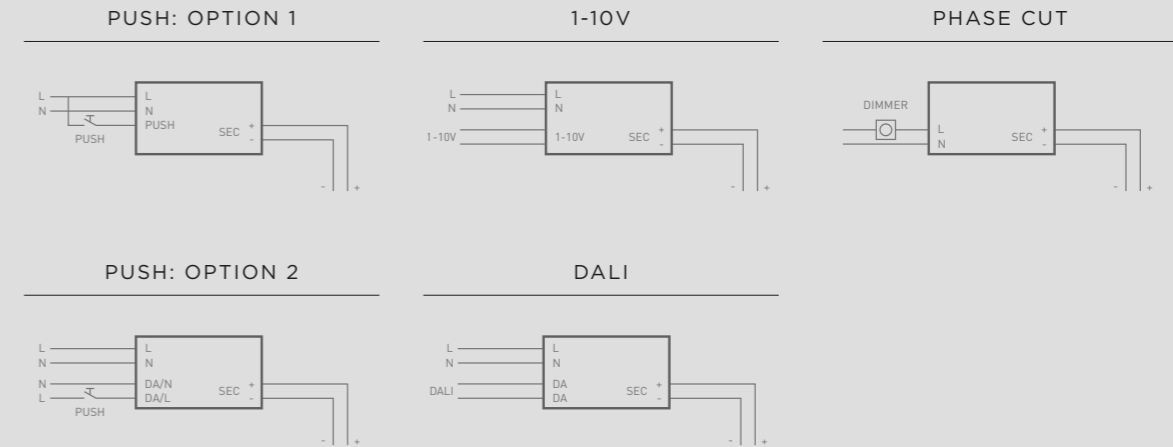
DIM	DRIVER	I	LUMINAIRES														
			ALASKA TRIMLESS	BLACK FOSTER CUSTOM	BLACK FOSTER MICRO SURFACE 5	BLACK FOSTER MICRO SURFACE 2X2	BLACK FOSTER MICRO SURFACE 3X3	BLACK FOSTER SURFACE REMOTE 3	BLACK FOSTER SURFACE REMOTE 5	BLACK FOSTER SURFACE REMOTE 10	BLACK FOSTER SURFACE REMOTE 15	BUDDY	BUDDY SUPER SPOT	BUDDY TUNABLE WHITE			
ON/OFF	D1	140mA															
	D2	200mA															
	D3	300mA															
	D4	350mA															
	D5	400mA									1						
	D6	500mA	1...4		1...2	1...3											
	D7	700mA						1...4	1...2	1							
	D8	1050mA															
	D11	700mA		1...20*				1...6	1...3	1	1						
	D13	350mA															
	D14	350mA															
	D15	250mA															
	D16	125mA									1						
	D17	200mA									1						
	D18	500mA										1					
	PHASE CUT	D19	200mA								1						
		D20	350mA														
	PUSH	D21	200mA								1						
D22		250mA															
D23		350mA															
D24		500mA										1					
D25		300mA															
D26		350mA															
D27		500mA	1...4														
D28		700mA															
D34		350mA															
D35		500mA	1...6														
D36		700mA		1...20*				1...6	1...3	1	1						
D37		1050mA															
DALI	D21	200mA								1							
	D22	250mA															
	D23	350mA															
	D24	500mA										1					
	D25	300mA															
	D29	350mA															
	D30	400mA									1						
	D31	500mA	1...4		1...3	1...3											
	D32	700mA						1...4	1...2	1							
	D33	400mA														1	
	D34	350mA															
	D35	500mA	1...6														
	D36	700mA		1...20*				1...6	1...3	1	1						
D37	1050mA																
CASAMBI	D38	350mA															
	D39	500mA	1...6														
	D40	700mA		1...20*				1...6	1...3	1	1						
	D41	1050mA															
	D42	200mA									1						

DIM	DRIVER	I	LUMINAIRES															
			BUDDY DIM TO WARM	DARK M	DARK - RHINO	FLIP SURFACE	REC MICRO	SHOT LIGHT	SHOT LIGHT S SURFACE	SHOT LIGHT M SURFACE	STEP - STEP S - STEP XS	TOP MINI	WALLY					
ON/OFF	D1	140mA		1											1			
	D2	200mA		1											1			
	D3	300mA		1														
	D4	350mA			1...12								1...3	1	1...12		1...4	
	D5	400mA																
	D6	500mA				1...3							1...3			1...4		
	D7	700mA			1...12			1...2	1...12	1...3						1...4		
	D8	1050mA			1...11													
	D11	700mA			1...20			1...3	1...20									
	D13	350mA			1...3									1...3			1	
	D14	350mA			1...7										1...7			
	D15	250mA															1...3	
	D16	125mA																
	D17	200mA																
	D18	500mA																
	PHASE CUT	D19	200mA															
		D20	350mA	1														
	PUSH	D21	200mA		1													
D22		250mA															1...3	
D23		350mA	1															
D24		500mA																
D25		300mA		1														
D26		350mA			4...14									1	4...14		2...4	
D27		500mA														1...4		
D28		700mA			1...13				1...13							1...4		
D34		350mA			1...20										1...20		1...6	
D35		500mA				1...5										1...6		
D36		700mA			1...20			1...3	1...20	1...5						1...6		
D37		1050mA			1...16													
DALI	D21	200mA		1														
	D22	250mA															1...3	
	D23	350mA	1															
	D24	500mA																
	D25	300mA		1														
	D29	350mA			2...13									1	2...13		1...4	
	D30	400mA																
	D31	500mA										1...3				1...4		
	D32	700mA			1...13			1...2	1...13	1...3						1...4		
	D33	400mA																
	D34	350mA			1...20										1...20		1...6	
	D35	500mA				1...5										1...6		
	D36	700mA			1...20			1...3	1...20	1...5						1...6		
D37	1050mA			1...16														
D38	350mA			1...20										1	1...20	1...6		
D39	500mA				1...5										1...6			
CASAMBI	D40	700mA			1...20			1...6	1...3	1	1				1...6			
	D41	1050mA														1...6		
	D42	200mA									1							

CONSTANT CURRENT LED DRIVERS

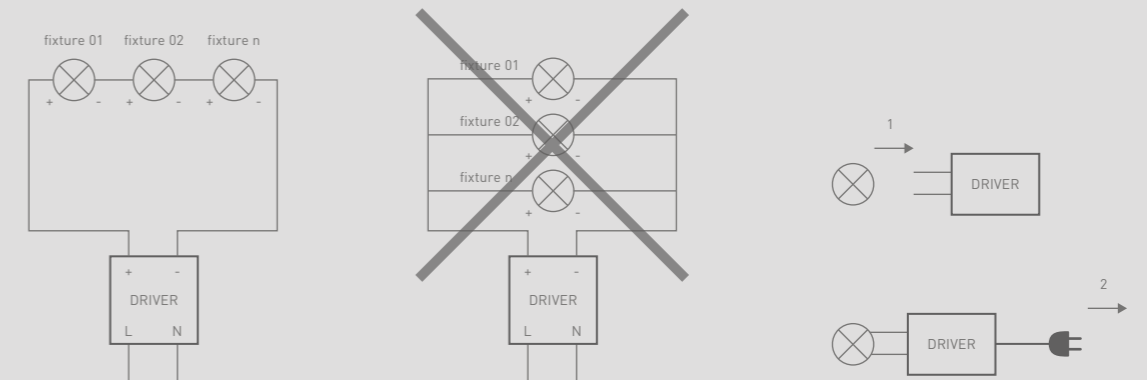
DRIVER	TYPOLGY	DIM	REFERENCE	DESCRIPTION	I
D1	A	ON/OFF	04340036	DRIVER MP15 CONFIG.140mA	140mA
D2	A		04340037	DRIVER MP15 CONFIG.200mA	200mA
D3	A		04340038	DRIVER MP15 CONFIG.300mA	300mA
D4	A		04340039	DRIVER PROFESSIONALE CONFIG.350mA	350mA
D5	A		04340153	DRIVER PROFESSIONALE CONFIG.400mA	400mA
D6	A		04340042	DRIVER PROFESSIONALE CONFIG.500mA	500mA
D7	B		04340040	DRIVER PROFESSIONALE CONFIG.700mA	700mA
D8	C		04340041	DRIVER PROFESSIONALE CONFIG.1050mA	1050mA
D9	A		04340141	DRIVER MP50 K3 CONFIG.350mA	350mA
D10	A		04340142	DRIVER MP50 K3 CONFIG.500mA	500mA
D11	B		04340143	DRIVER MP50 K3 CONFIG.700mA	700mA
D12	C		04340144	DRIVER MP50 K3 CONFIG.1050mA	1050mA
D13	G		04860435	DRIVER LED 4W 350mA	350mA
D14	A		04860835	DRIVER LED 8W BULL 350mA	350mA
D15	A		04340130	DRIVER LED 9W BULL 250mA	250mA
D16	A		04340185	DRIVER PRO FLAT CONFIG 125mA	125mA
D17	A		04340186	DRIVER PRO FLAT CONFIG 200mA	200mA
D18	A		04340187	DRIVER PRO FLAT CONFIG 500mA	500mA
D19	G	PHASE CUT	04340192	DRIVER LED DIM PH.CUT CONFIG.200mA	200mA
D20	G		04340195	DRIVER 10W 350mA PHASE CUT DTW	350mA
D21	G	DALI + PUSH	04340189	DRIVER OTI DALI 10/220 PROGRAMADO 200mA	200mA
D22	G		04340129	DRIVER OTI DALI 10/220 PROGRAMADO 250mA	250mA
D23	G		04340194	DRIVER OTI DALI 10/220 PROGRAMADO 350mA	350mA
D24	G		04340188	DRIVER OTI DALI 10/220 PROGRAMADO 500mA	500mA
D25	G		04330107	KIT OTI LARK 11W 300mA DALI/PUSH	300mA
D26	D	PUSH + 1-10V	04340078	DRIVER JOLLY DIM 1/10V / PUSH CONFIG.350mA	350mA
D27	D		04340043	DRIVER JOLLY DIM 1/10V / PUSH CONFIG.500mA	500mA
D28	E		04340045	DRIVER JOLLY DIM 1/10V / PUSH CONFIG.700mA	700mA
D29	D	DALI	04340079	DRIVER JOLLY DIM DALI CONFIG 350mA	350mA
D30	D		04340154	DRIVER JOLLY DIM DALI CONFIG 400mA	400mA
D31	D		04340044	DRIVER JOLLY DIM DALI CONFIG 500mA	500mA
D32	E		04340046	DRIVER JOLLY DIM DALI CONFIG 700mA	700mA
D33	G	DALI + PUSH + 1-10V	04340190	DRIVER OTI DALI 25 TW DT8 PROGRAMADO 400mA	400mA
D34	D		04340123	DRIVER MAXI JOLLY CONFIG 350mA	350mA
D35	D		04340124	DRIVER MAXI JOLLY CONFIG 500mA	500mA
D36	E		04340125	DRIVER MAXI JOLLY CONFIG 700mA	700mA
D37	F	CASAMBI	04340126	DRIVER MAXI JOLLY CONFIG 1050mA	1050mA
D38	D		04340145	DRIVER CASAMBI READY CONFIG.350mA	350mA
D39	D		04340146	DRIVER CASAMBI READY CONFIG.500mA	500mA
D40	E		04340147	DRIVER CASAMBI READY CONFIG.700mA	700mA
D41	F		04340148	DRIVER CASAMBI READY CONFIG.1050mA	1050mA
D42	G	04340191	DRIVER OT WI 15/220 CASAMBI PROG.200mA	200mA	

Installation Schemes



Connection Tips

SEVERAL FIXTURES CONNECTION TO A SINGLE CONSTANT CURRENT DRIVER



Magnetic 24V

DROP VOLTAGE TABLE

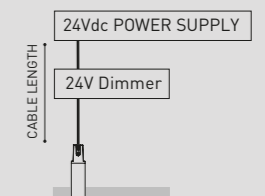
DRIVER MAXIMUM DISTANCE RANGE

DRIVER TYPOLGY	A				B				C			
	0,5mm ²	1mm ²	1,5mm ²	2,5mm ²	0,5mm ²	1mm ²	1,5mm ²	2,5mm ²	0,5mm ²	1mm ²	1,5mm ²	2,5mm ²
WIRE CROSS - SECTION	0,5mm ²	1mm ²	1,5mm ²	2,5mm ²	0,5mm ²	1mm ²	1,5mm ²	2,5mm ²	0,5mm ²	1mm ²	1,5mm ²	2,5mm ²
DISTANCE TO LED	20m	50m	50m	50m	10m	20m	20m	50m	10m	20m	20m	30m

D				E				F				G			
0,5mm ²	1mm ²	1,5mm ²	2,5mm ²	0,5mm ²	1mm ²	1,5mm ²	2,5mm ²	0,5mm ²	1mm ²	1,5mm ²	2,5mm ²	0,5mm ²	1mm ²	1,5mm ²	2,5mm ²
15m	15m	15m	15m	10m	15m	15m	15m	10m	10m	15m	15m	2m	2m	2m	2m

POWER (W)	CABLE SECTION (mm ²)	CABLE LENGTH* (m)	CABLE LENGTH** (m)
60	0,75	10	30
	1,5	20	30
100	0,75	5	20
	1,5	10	30

*FOR MAGNETIC 24V COCO | ** FOR MAGNETIC 24V FLIP, FIT 20 & 27, iO MICRO, PLUS MICRO, TOP MICRO, SIX XS



ARK Control

BLUETOOTH

Los accesorios Ark Control Bluetooth permiten controlar de forma inalámbrica cualquier luminaria del catálogo utilizando la APP de Casambi disponible en Apple y Play Store. La tecnología de control de iluminación de Casambi ofrece la posibilidad de implementar y desarrollar un sistema de control de iluminación a medida tanto para la iluminación profesional como el sector residencial.

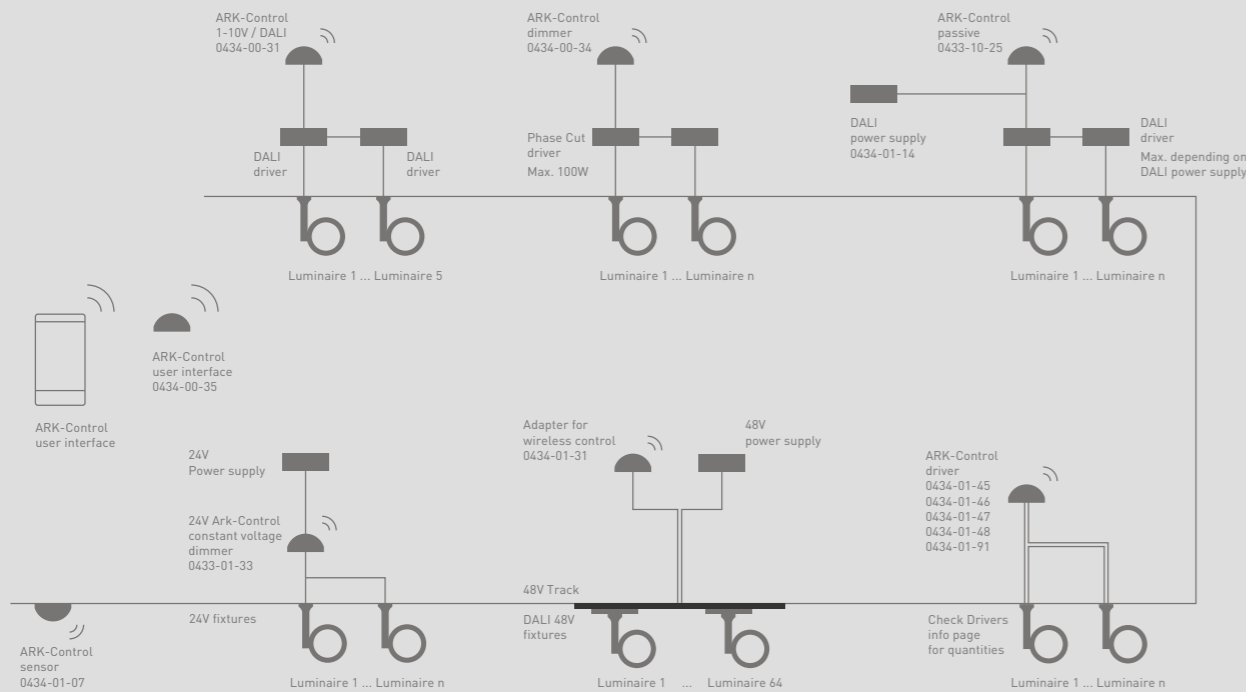
Ark Control Bluetooth accessories enables the wireless control of any luminaire in the catalogue using the Casambi APP available on Apple and Play Store. Casambi's lighting control technology provides the option to implement and design a tailor-made lighting control system for both professional lighting and the residential sector.

Les accessoires Ark Control Bluetooth permettent un contrôle sans fil des luminaires du catalogue compatibles avec l'application Casambi, disponible sur Apple et Play Store. La technologie de contrôle d'éclairage de Casambi offre la possibilité de mettre

en place et développer un système de contrôle d'éclairage sur mesure, que ce soit dans l'éclairage professionnel ou le secteur résidentiel.

Gli accessori Ark Control Bluetooth consentono di controllare in modalità wireless qualsiasi apparecchio di illuminazione del catalogo mediante la APP di Casambi, disponibile in Apple e Play Store. La tecnologia di controllo dell'illuminazione di Casambi offre la possibilità di implementare e sviluppare un sistema di controllo su misura, sia per l'illuminazione professionale che per il settore residenziale.

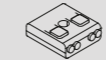
Mit dem Zubehör Ark Control Bluetooth können Sie jede Leuchte aus dem Katalog drahtlos über die Casambi APP steuern, die im Apple und Play Store erhältlich ist. Die Lichtsteuerungstechnologie von Casambi bietet die Möglichkeit, ein maßgeschneidertes Lichtsteuerungssystem sowohl für die professionelle Beleuchtung als auch für den Wohnbereich zu implementieren und zu entwickeln.



0434-00-31

ARK-Control 1-10V / DALI

Bluetooth control unit for LED power supplies with 0-10V, 1-10V or DALI dimming interface. One independent push button input. Up to five DALI power supplies



0434-00-34

ARK-Control Dimmer

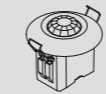
Bluetooth control for phase cut adjustable LED power supplies.



0433-10-25

ARK-Control Passive

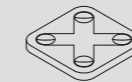
Bluetooth controller for DALI networks. It is supplied directly from a DALI bus. Four independent push button inputs.



0434-01-07

ARK-Control Sensor

Bluetooth control sensor depending on the ambient light and presence detection.

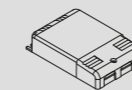


0434-00-35 | W | N |

ARK-Control User Interface W | N

Bluetooth control user interface that can be configured using the Casambi application.

The four destination buttons can control a scene, an animation, a luminaire or a group of them -according to the configuration desired by the user-

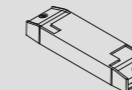


0434-01-45 350 mA

0434-01-46 500 mA

0434-01-47 700 mA

0434-01-48 1050 mA

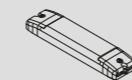


0434-01-91 200 mA

0434-01-31 | W | N |

Adapter for Wireless Control

Compatible with Casambi technology. 64 luminaires can be programmed and assigned up to 8 groups.



0433-01-33

ARK-Control Constant Voltage dimmer

Constant voltage bluetooth dimmer.

MATTER

Matter es un lenguaje de código abierto para conectar dispositivos inteligentes. Está diseñado para que cualquier empresa pueda utilizarlo para desarrollar sus propios dispositivos inteligentes, aplicaciones móviles y servicios en la nube, de forma que se comuniquen y funcionen juntos a la perfección.

Matter permite la interoperabilidad entre ecosistemas y fabricantes de distintos dispositivos inteligentes. Este nuevo estándar es una iniciativa de Apple, Google, Amazon y Samsung, por lo tanto, la mayoría de sus ecosistemas Smart Home/ Building serán compatibles con Matter desde el principio.

Matter is an open-source language for connecting smart devices. It is designed for any company to use in developing their own smart devices, mobile applications, and cloud services so that they can communicate and work seamlessly together.

Matter enables interoperability between ecosystems and manufacturers of various smart devices. This new standard is an initiative of Apple, Google, Amazon, and Samsung, so the majority of their Smart Home/Building ecosystems will be compatible with Matter from the start.

Matter est un langage open source permettant de connecter des appareils intelligents. Il est conçu pour que n'importe quelle entreprise puisse l'utiliser afin de développer ses propres appareils intelligents, applications mobiles et services cloud, de manière à ce qu'ils puissent communiquer et fonctionner ensemble de manière transparente.

Matter permet l'interopérabilité entre les écosystèmes et les fabricants de différents appareils intelligents.

Cette nouvelle norme est une initiative d'Apple, de Google, d'Amazon et Samsung, ce qui signifie que la majorité de leurs écosystèmes domotiques et de bâtiments seront compatibles avec Matter dès le début.

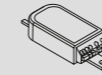
Matter è un linguaggio open source per collegare dispositivi intelligenti. È progettato affinché qualsiasi azienda possa utilizzarlo per sviluppare i propri dispositivi intelligenti, applicazioni mobili e servizi cloud in modo che possano comunicare e funzionare insieme in modo perfetto.

Matter consente l'interoperabilità tra ecosistemi e produttori di diversi dispositivi intelligenti. Questo nuovo standard è un'iniziativa di Apple, Google, Amazon e Samsung, quindi la maggior parte dei loro ecosistemi per la casa e gli edifici intelligenti sarà compatibile con Matter fin dall'inizio.

Matter ist eine Open-Source-Sprache zur Verbindung von intelligenten Geräten. Sie wurde entwickelt, damit jedes Unternehmen sie verwenden kann, um seine eigenen intelligenten Geräte, mobilen Anwendungen und Cloud-Dienste zu entwickeln, damit sie nahtlos miteinander kommunizieren und zusammenarbeiten können.

Matter ermöglicht die Interoperabilität zwischen Ökosystemen und Herstellern verschiedener intelligenter Geräte.

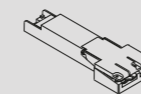
Dieser neue Standard ist eine Initiative von Apple, Google, Amazon und Samsung, daher werden die meisten ihrer Smart-Home- und Gebäude-Ecosystems von Anfang an mit Matter kompatibel sein.



0434-01-70

ARK-Control Matter interface

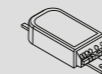
Matter controller for up to 5 DALI fixtures.



0434-01-71

ARK-Control independent Matter interface

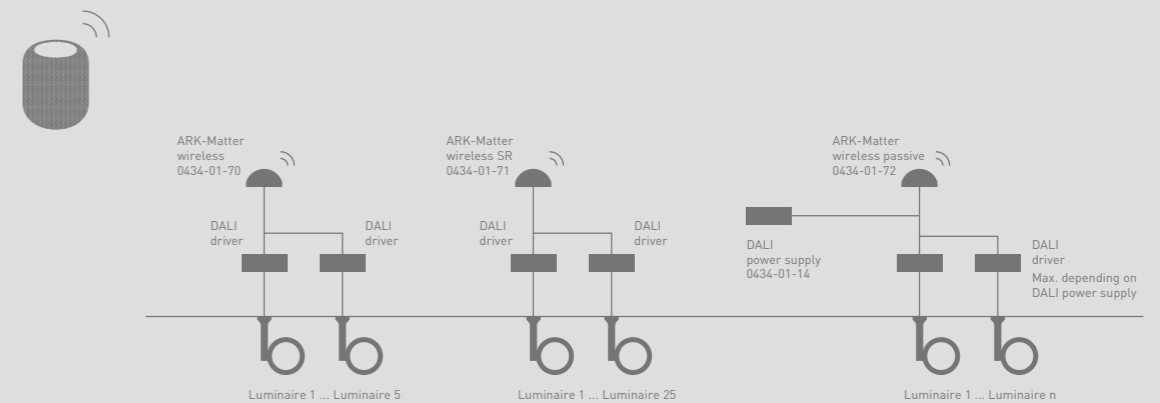
Matter controller for up to 25 DALI fixtures with strain relief set for independent applications.



0434-01-72

ARK-Control passive Matter interface

Matter controller for DALI networks. It is supplied directly from a DALI bus.



DALI

DALI es uno de los sistemas de regulación más comunes de iluminación direccionable digital. Permite el control remoto de las luminarias y su sencilla instalación facilita la creación de sistemas de iluminación flexibles en cualquier escala de proyecto.

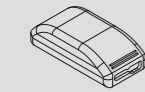
DALI is one of the most common digital addressable lighting interface dimming systems. Enabling the remote control of luminaires and its simple installation facilitates the creation of flexible lighting systems on any project level.

DALI est l'un des systèmes de régulation d'éclairage adressable numériquement les plus communs. Il permet le contrôle à distance des luminaires,

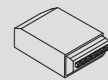
et son installation simple facilite la création de systèmes d'éclairage flexibles, peu importe l'envergure du projet.

DALI è uno dei sistemi di regolazione più comuni per l'illuminazione orientabile digitale. Consente di controllare da remoto gli apparecchi di illuminazione e la sua facile installazione semplifica la creazione di sistemi di illuminazione flessibili per qualsiasi scala di progetto.

DALI ist eines der am weitesten verbreiteten Dimmsysteme für digital adressierbare Beleuchtung. Es ermöglicht die Fernsteuerung der Leuchten und seine einfache Installation erleichtert die Schaffung flexibler Beleuchtungssysteme für jede Projektgröße.



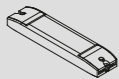
0434-01-14 DALI Power Supply
MAX 240mA | 300 m



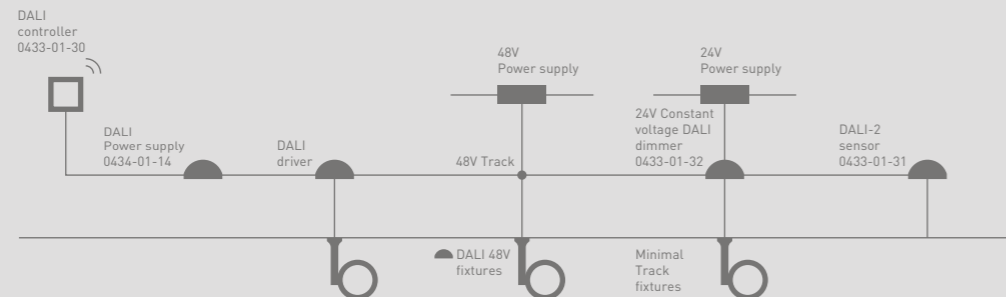
0433-01-30 DALI Controller
The extremely compact application controller for DALI-2-based applications can be commissioned wirelessly via smartphone or tablet thanks to a Bluetooth interface and the sCS commissioning app. With 4 independent push button inputs.



0433-01-31 DALI-2 Sensor
DALI-2 ambient light and motion detection sensor.



0433-01-32 Constant Voltage DALI Dimmer
Intelligent digital dimmer (DALI-2) with constant output voltage.



DALI BASIC

Sistema de control DALI para el control y configuración de 32 luminarias mediante dispositivos móviles.

DALI control system for the control and configuration of 32 luminaires via mobile devices.

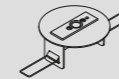
Système de contrôle DALI permettant de contrôler et configurer 32 luminaires par le biais d'appareils mobiles.

Sistema di controllo DALI per il controllo e la configurazione di 32 apparecchi di illuminazione tramite dispositivi mobili.

DALI-Steuersystem für die Steuerung und Konfiguration von 32 Leuchten über mobile Geräte.



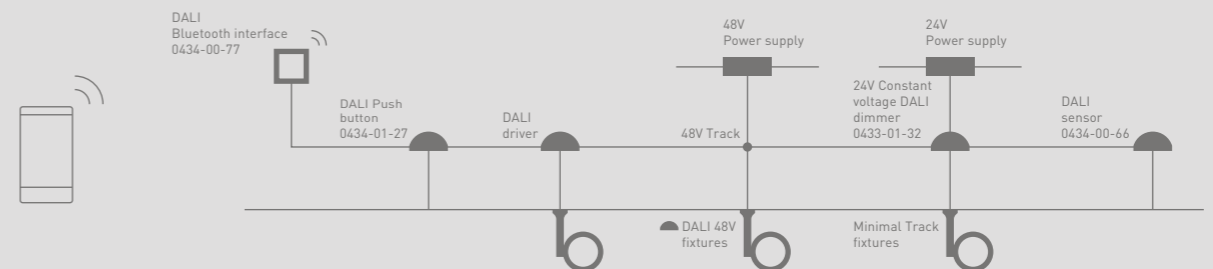
0434-00-77 Interface DALI Bluetooth
DALI light controller for up to 32 DALI fixtures. Supports up to 4 groups and 4 input devices. Control the light via smartphone. One independent push button input.



0434-00-66 DALI Sensor
DALI light and presence sensor.



0434-01-27 DALI Push Button
Four independent DALI push button inputs.



WIFI

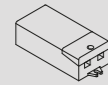
Sistema de regulación inalámbrico que permite controlar luminarias mediante asistentes de voz.

Wireless dimming system which enables luminaires to be controlled via voice assistance.

Système de régulation sans fil permettant de contrôler les luminaires par l'intermédiaire d'assistants vocaux.

Sistema di regolazione wireless, che consente di controllare gli apparecchi di illuminazione tramite assistenti vocali.

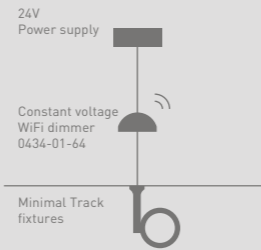
Drahtloses Dimmersystem, das die Steuerung von Leuchten mithilfe von Sprachassistenten ermöglicht.



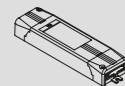
0434-01-64

Constant voltage wifi dimmer

5A max



LED Emergency Kits



0434-00-64

1 Hour Emergency Kit

Batteries and green LED indicator included
Output 9-58 Vdc

0434-00-65

3 Hours Emergency Kit

Batteries and green LED indicator included
Output 9-58 Vdc

INFORMACIÓN TÉCNICA

TECHNICAL INFO/
RENSEIGNEMENTS
TECHNIQUES/
INFO TECNICHE/
TECHNISCHE
INFORMATION/

CCT - TEMPERATURA DE COLOR CORRELACIONADA (K)

Es una medida para describir el tono de una fuente luminica. Se define comparando su color dentro del espectro luminoso con el de la luz que emitiría un cuerpo negro calentado a una temperatura determinada y se mide en grados kelvin (K).

CCT - CORRELATED COLOR TEMPERATURE (K)

It is a measure to describe the colour appearance of a light source. It is defined by the comparison of its colour within the light spectrum with that of the light which would be emitted by a black body heated to a given temperature and is measured in degrees Kelvin (K).

CCT - TEMPÉRATURE DE COULEUR PROXIMALE (K)

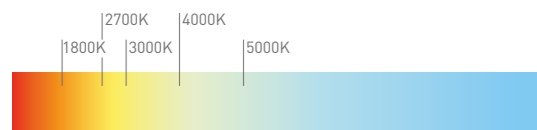
Il s'agit d'une unité de mesure de la tonalité d'une source lumineuse. Elle est définie en comparant une couleur du spectre lumineux à celle de la lumière émise par un corps noir chauffé à une température précise, et mesurée en degrés Kelvin (K).

CCT - TEMPERATURA DI COLORE CORRELATA (K)

È una misura che descrive il tono di una sorgente luminosa. Si definisce comparando il suo colore nello spettro luminoso con quello che emetterebbe un corpo nero riscaldato a una determinata temperatura e si misura in gradi Kelvin (K).

CCT - KORRELIERTE FARBTEMPERATUR (K)

Ein Maß zur Beschreibung des Farbtons einer Lichtquelle. Sie wird durch den Vergleich ihrer Farbe innerhalb des Lichtspektrums mit der Farbe des Lichts definiert, das ein schwarzer, auf eine bestimmte Temperatur erhitzter Körper aussenden würde, und wird in Grad Kelvin (K) gemessen.



Colour Characterisation

TECHNICAL INFO

ESTABILIDAD CROMÁTICA (MacAdam)

En el diagrama cromático usado para describir todos los colores que puede percibir el ojo humano, se han definido regiones (llamadas elipses MacAdam) que agrupan los colores que son indistinguibles entre sí. Esta agrupación permite establecer una medida para determinar las diferencias entre coordenadas cromáticas: los pasos MacAdam o SDCM (Standard Deviation Color Matching).

Dentro de una tolerancia de desviación Step MacAdam 1, la diferencia percibida entre los colores es inexistente. Hasta 3 pasos MacAdam, la diferencia es prácticamente inapreciable y la temperatura de color de la fuente de luz se considerará homogénea.

Arkoslight selecciona cuidadosamente, las fuentes de luz LED adecuadas para conseguir una estabilidad cromática homogénea entre las diferentes unidades de una misma luminaria, sea cual sea el momento de su producción.

CHROMATIC STABILITY (MacAdam)

In the chromatic diagram used to describe all colours which can be perceived by the human eye, certain regions (called MacAdam ellipses) have been created to group colours which are indistinguishable, from the colour of the centre of the ellipse. This grouping facilitates establishing a measure in order to identify the differences between colour chromatic coordinates: the MacAdam steps or SDCM (Standard Deviation Color Matching).

Within a deviation tolerance of MacAdam Step 1 the perceived difference between the colours is non-existent. Up to 3 MacAdam steps, the difference is virtually negligible and the colour temperature of the light source is homogeneous. Arkoslight carefully selects the appropriate LED lighting sources in order to obtain homogeneous chromatic stability between the different units of a single luminaire, regardless of its date of manufacture.

STABILITÉ CHROMATIQUE (MacAdam)

Dans le diagramme chromatique où figurent toutes les couleurs perçues par l'œil humain, des zones regroupant les couleurs indiscernables entre elles (appelées ellipses MacAdam) ont été définies. Ce regroupement permet d'établir une unité de mesure afin de déterminer les différences entre les coordonnées chromatiques : les étapes MacAdam ou SDCM (Standard Deviation Color Matching).

Dans la fourchette de tolérance d'écart Step MacAdam 1, aucune différence n'est observée entre les couleurs. À la 3e étape MacAdam, les couleurs sont pratiquement indiscernables et la température chromatique de la source lumineuse est considérée comme étant homogène. Arkoslight choisit avec soin, les sources de lumière LED nécessaires à l'obtention d'une stabilité chromatique homogène entre les différentes pièces d'un même luminaire, peu importe le moment de production.

STABILITÀ CROMATICA (MacAdam)

È il diagramma cromatico usato per descrivere tutti i colori che l'occhio umano può percepire. Sono state definite delle regioni (chiamate ellissi MacAdam) che raggruppano i colori indistinguibili tra loro. Questo raggruppamento permette di stabilire una misura per determinare le differenze tra le coordinate cromatiche: gli step MacAdam o SDCM (Standard Deviation Color Matching).

All'interno di una tolleranza di deviazione Step MacAdam 1, la differenza percepita tra i colori è inesistente. Fino allo Step MacAdam 3, la differenza è praticamente impercettibile e la temperatura di colore della luce è considerata omogenea.

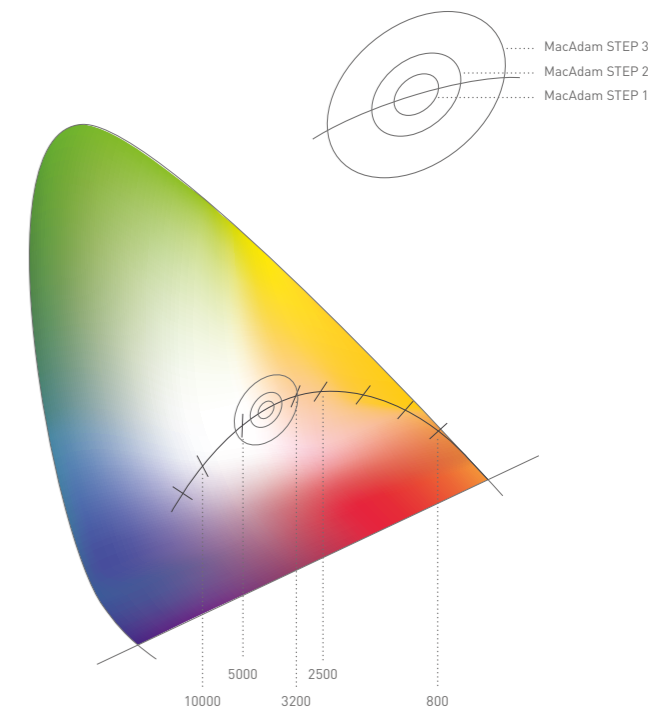
Arkoslight seleziona con cura, le sorgenti di luce LED adatte per ottenere una stabilità cromatica omogenea tra le varie unità di uno stesso apparecchio di illuminazione, qualsiasi sia il momento della loro fabbricazione.

FARBSTABILITÄT (MacAdam)

In der Farbtabelle, die zur Beschreibung aller vom menschlichen Auge wahrnehmbaren Farben verwendet wird, wurden Bereiche (so genannte MacAdam-Ellipsen) definiert, in denen Farben zusammengefasst sind, die nicht voneinander unterscheiden werden können. Diese Gruppierung ermöglicht die Festlegung eines Maßes zur Bestimmung der Unterschiede zwischen den Farbkoordinaten: die Schritte MacAdam oder SDCM (Standard Deviation Colour Matching).

Innerhalb einer Toleranz der Abweichung von MacAdam Step 1 ist der wahrgenommene Unterschied zwischen den Farben nicht existent. Bis zu 3 MacAdam-Schritten ist der Unterschied praktisch vernachlässigbar und die Farbtemperatur der Lichtquelle wird als homogen angesehen.

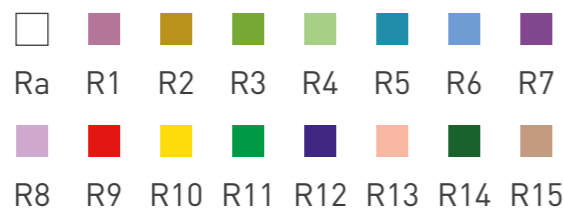
Arkoslight wählt sorgfältig die geeigneten LED-Lichtquellen aus, um eine homogene Farbstabilität zwischen den verschiedenen Einheiten ein und derselben Leuchte zu erreichen, unabhängig vom Zeitpunkt der Produktion.



El índice de reproducción cromática (CRI), es una escala cuantitativa que mide la capacidad de la luz, para reproducir fielmente la veracidad de los colores comparados con su reproducción bajo la luz ideal o natural. Para determinarlo, se compara la fuente luminosa con una fuente de referencia con el mismo CCT, utilizando hasta 15 patrones de color. El índice Ra se calcula como un promedio de los resultados para las 8 primeras muestras de color. Se obtiene un valor de hasta un máximo de 100, considerando el 100 el valor que más se acerca a la perfección en cuanto a la reproducción de los colores. En Arkoslight hay disponibles tres rangos de cromaticidad 80, 90 y 97, además de los LED para aplicaciones especiales.

The color rendering index (CRI) is a quantitative measure of the ability of a light source to reproduce true colours in comparison to their rendering under ideal or natural light. It is determined by comparing the light source to a reference source with the same CCT using up to 15 colour standards. The Ra index is calculated as an average of the results for the first 8 colour samples. A value of up to a maximum of 100 is obtained, with 100 being considered the value that comes closest to perfection in terms of colour rendering. At Arkoslight three chromaticity ranges 80, 90 and 97 are available in addition to the LED for special applications.

L'indice de rendu des couleurs (CRI en anglais) est une mesure quantitative de la capacité d'une source lumineuse de reproduire les couleurs des objets de manière réaliste par rapport à un idéal ou à la lumière naturelle. Il est déterminé en comparant la source de lumière avec une source de référence au même CCT, à l'aide de jusqu'à 15 patrons de couleur. L'indice Ra est égal à la moyenne des résultats des huit premiers échantillons de couleur. La valeur obtenue est inférieure ou égale à 100, 100 étant la valeur la plus proche de la perfection en matière de reproduction des couleurs. Pour les applications spéciales, Arkoslight propose trois niveaux de chromaticité (80, 90 et 97) en plus des LED.



L'indice rendering di colore (CRI) è una scala quantitativa che misura l'abilità di una sorgente luminosa di rivelare i colori fedelmente, rispetto a una sorgente luminosa ideale o naturale. Per determinarlo si raffronta la sorgente luminosa con una sorgente di riferimento che possiede lo stesso CCT, impiegando fino a 15 modelli di tinta. L'indice Ra si calcola come media dei risultati per gli 8 primi campioni di colore. Si ottiene un valore che raggiunge un massimo di 100, dove 100 è il valore che più si avvicina alla perfezione, relativamente alla riproduzione dei colori. Arkoslight utilizza tre intervalli di cromaticità, 80, 90 e 97, oltre ai LED per utilizzi speciali.

Der Farbwiedergabeindex (CRI) ist eine quantitative Skala, die die Fähigkeit des Lichts misst, Farben im Vergleich zu ihrer Wiedergabe bei idealem oder natürlichem Licht originalgetreu wiederzugeben. Um dies zu ermitteln, wird die Lichtquelle mit einer Referenzquelle mit dem gleichen CCT verglichen, wobei bis zu 15 Farbstandards verwendet werden. Der Ra-Index wird als Durchschnitt der Ergebnisse für die ersten 8 Farbmuster berechnet. Es wird ein Wert von bis zu 100 erreicht, wobei 100 als der Wert gilt, der der Perfektion der Farbwiedergabe am nächsten kommt. Drei Farbbereiche 80, 90 und 97 sind bei Arkoslight neben LED für spezielle Anwendungen erhältlich.


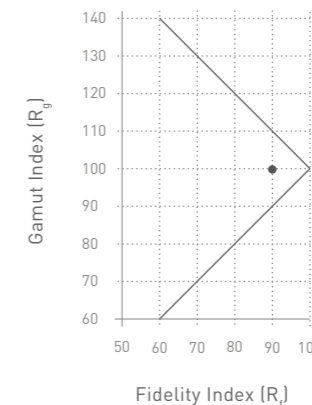
Método para la evaluación de la reproducción cromática de una fuente de luz publicado por la "Illuminating engineering society (IES)". Se fija en tres conceptos: Fidelity Index (Rf), una interpretación precisa del color, similar al CRI, pero basada en 99 muestras de color; Gamut Index (Rg), que provee información sobre el promedio de saturación de la fuente y Color Vector, una representación gráfica que muestra la desviación de saturación de los diferentes colores respecto a una fuente de referencia. Los colores estarán más o menos saturados según se encuentren en el exterior o interior del círculo de referencia.

Method for evaluating the colour rendering of a light source published by the Illuminating engineering society (IES). It is based on three concepts: Fidelity Index (Rf), a precise interpretation of colour, similar to the CRI, but based on 99 colour evaluation samples; Gamut Index (Rg), which provides information on the average saturation of a light source and Colour Vector, a geographical representation showing the saturation deviation of the different colour as regards a reference light source. The colours will be more or less saturated depending on whether these are on the exterior or interior of the reference circle.

Méthode d'évaluation de la reproduction chromatique d'une source de lumière, publiée par la «Illuminating engineering society» (IES). Elle se fonde sur trois concepts : L'Indice de fidélité (Rf), interprétation précise de la couleur comparable au CRI, basée cependant sur 99 échantillons de couleur, l'indice de Gamut (Rg), qui fournit de l'information sur la moyenne de saturation de la source et le Vecteur chromatique, représentation graphique présentant l'écart de saturation des différentes couleurs en fonction d'une source de référence. Les couleurs sont plus ou moins saturées selon qu'elles se trouvent à l'intérieur ou à l'extérieur du cercle de référence.

Metodo di valutazione della riproduzione cromatica di una sorgente luminosa, pubblicato dalla "Illuminating engineering society (IES)". Si basa su tre concetti: Fidelity Index (Rf), una precisa interpretazione del colore, simile al CRI, ma basata su 99 campioni di colore; Gamut Index (Rg), che fornisce informazioni sulla saturazione media della sorgente e Color Vector, una rappresentazione grafica che mostra la deviazione di saturazione dei vari colori, rispetto a una sorgente di riferimento. I colori saranno più o meno saturi, a seconda che si trovino all'esterno o all'interno del cerchio di riferimento.

Methode zur Bewertung der Farbwiedergabe einer Lichtquelle, veröffentlicht von der Illuminating Engineering Society (IES). Sie beruht auf drei Konzepten: Fidelity Index (Rf), eine genaue Interpretation der Farbe, ähnlich wie CRI, aber basierend auf 99 Farbproben; Gamut Index (Rg), der Informationen über die durchschnittliche Sättigung der Quelle liefert; und Colour Vector, eine grafische Darstellung, die die Sättigungsabweichung verschiedener Farben von einer Referenzquelle zeigt. Die Farben sind mehr oder weniger gesättigt, je nachdem, ob sie sich außerhalb oder innerhalb des Referenzkreises befinden.



DIM TO WARM

Regulación sincronizada de la temperatura de color y la intensidad luminosa. Se necesita un único canal de regulación.

Synchronised adjustment of colour temperature and luminous intensity. Only a single controller channel is required.

Régulation synchronisée de la température chromatique et de l'intensité lumineuse. Elle ne requiert qu'un seul canal de régulation.

Regolazione sincronizzata della temperatura di colore e dell'intensità luminosa. È necessario un unico canale di regolazione.

Synchronisierte Regelung von Farbtemperatur und Lichtstärke. Es wird nur ein Regelungskanal benötigt.

TUNNABLE WHITE

Regulación independiente de la temperatura de color y la intensidad luminosa. Permite optimizar la luz de acuerdo con el entorno o incluso la hora del día y equiparar lo máximo posible la luz artificial a la luz natural con el objetivo de mejorar la calidad de vida y el bienestar de las personas.

Independent adjustment of colour temperature and luminous intensity. Enables optimising the light according to the environment or even the time of day and to bring artificial light as close as possible to natural daylight in order to improve people's quality of life and well-being.

Régulation indépendante de la température chromatique et de l'intensité lumineuse. Pour une optimisation de la lumière en fonction du cadre ou même de l'heure de la journée, et une correspondance optimale entre lumière artificielle et lumière naturelle afin d'améliorer la qualité de vie et le bien-être des personnes.

Regolazione indipendente della temperatura di colore e dell'intensità luminosa. Consente di ottimizzare la luce in base all'ambiente o persino all'ora del giorno e di equiparare il più possibile la luce artificiale a quella naturale, al fine di migliorare la qualità di vita e il benessere delle persone.

Unabhängige Regulierung von Farbtemperatur und Lichtstärke. Sie ermöglicht es, das Licht je nach Umgebung oder sogar Tageszeit zu optimieren und das künstliche Licht dem Tageslicht so nahe wie möglich zu bringen, um die Lebensqualität und das Wohlbefinden der Menschen zu verbessern.

VIDA ÚTIL

Método de medida de mantenimiento de flujo luminoso a lo largo del tiempo. Se expresa mediante los parámetros L (porcentaje de flujo luminoso que mantiene la luminaria respecto del flujo original tras las horas de funcionamiento indicadas) y B (porcentaje de luminarias cuyo flujo será inferior al determinado por L).

Por ejemplo, una vida útil de 50000 horas L80B10, quiere decir que, tras 50000 horas de funcionamiento, el 90% de las luminarias mantiene un flujo luminoso igual o superior al 80% del flujo inicial.

LIFE TIME

Method of measuring the maintenance of luminous flux over time. It is expressed by the parameters L (percentage of luminous flux maintained by the luminaire in relation to the original flux after the specified operating hours) and B (percentage of luminaires whose flux will be lower than that determined by L).

For example, a life time of 50,000 hours L80B10 means that, after 50,000 hours of operation, 90% of the luminaires maintain a luminous flux equal to or greater than 80% of the initial flux.

DURÉE DE VIE

Unité de mesure du maintien du flux lumineux au cours du temps. Elle est exprimée par les paramètres L (pourcentage du flux lumineux conservé par le luminaire par rapport au flux original après les heures de fonctionnement indiquées) et B (pourcentage de luminaires au flux inférieur à celui déterminé par L). Par exemple, une durée de vie de 50 000 heures L80B10 signifie qu'après 50 000 heures de fonctionnement, 90 % des luminaires conservent un flux lumineux supérieur ou égal à 80 % du flux initiale.

VITA UTILE

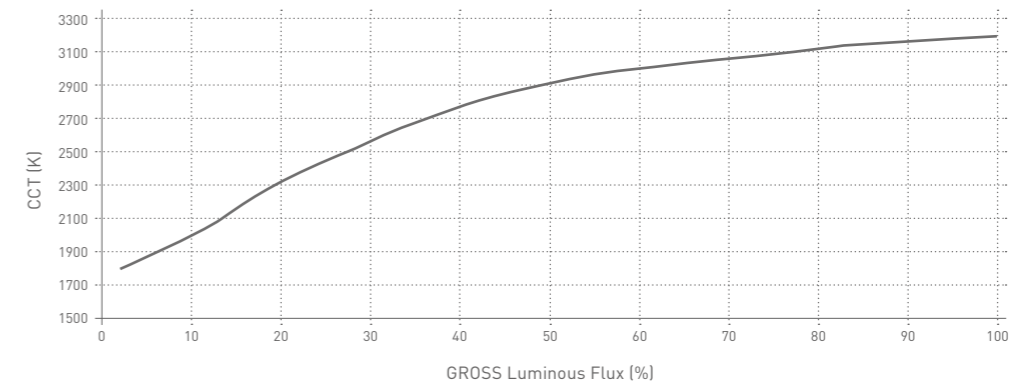
Metodo di misurazione del mantenimento del flusso luminoso nel tempo. Si esprime tramite i parametri L (percentuale del flusso luminoso che mantiene l'illuminazione rispetto al flusso originale, una volta trascorse le ore di funzionamento indicate) e B (percentuale di illuminazioni il cui flusso sarà inferiore a quello determinato da L).

Ad esempio, una vita utile di 50000 ore L80B10 significa che, dopo 50000 ore di funzionamento, il 90% dell'illuminazione mantiene un flusso luminoso uguale o superiore all'80% del flusso iniziale.

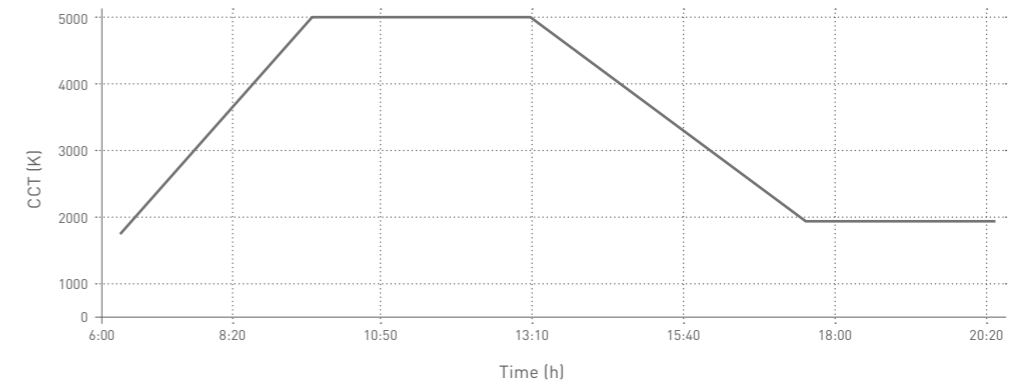
HALTBARKEIT

Methode zur Messung der Aufrechterhaltung des Lichtstroms über die Zeit. Er wird durch die Parameter L (Prozentsatz des Lichtstroms, den die Leuchte nach den angegebenen Betriebsstunden im Vergleich zum ursprünglichen Lichtstrom beibehält) und B (Prozentsatz der Leuchten, deren Lichtstrom unter dem durch L bestimmten Lichtstrom liegt) ausgedrückt. Zum Beispiel bedeutet eine Lebensdauer von 50.000 Stunden L80B10, dass nach 50.000 Betriebsstunden 90 % der Leuchten einen Lichtstrom von mindestens 80 % des ursprünglichen Lichtstroms aufweisen.

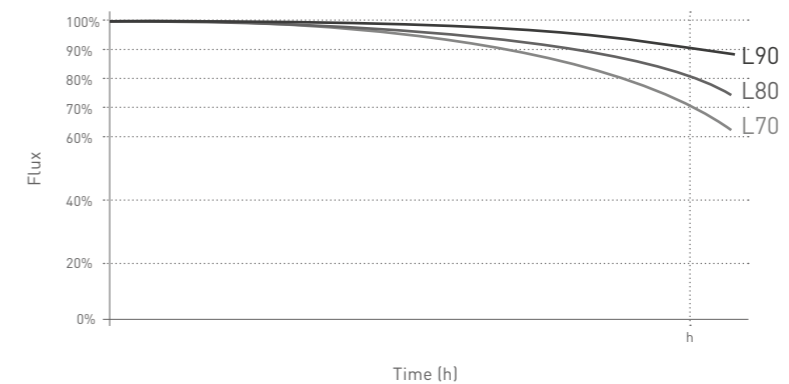
DIM TO WARM



TUNNABLE WHITE



LIFE TIME



Sources With Chromatic Adjustment

TECHNICAL INFO

NOTA SOBRE LOS VALORES EXPRESADOS EN ESTE CATÁLOGO

Los valores de potencia (W) y flujo luminoso (lm) expresados en este catálogo, corresponden a la fuente de luz. Si desea conocer los valores de potencia del sistema (que incluye el consumo del driver), éstos están recogidos en la ficha técnica de cada referencia, disponible en www.arkoslight.com

CRITERIOS DE CALIDAD EN LA SELECCIÓN DEL LED

Arkoslight selecciona minuciosamente sus fuentes de luz LED teniendo en cuenta el método de categorización "binning". Durante la producción de LED, debido a las tolerancias de fabricación, existen variaciones en el flujo, la temperatura de color y el voltaje. Por este motivo se clasifica la producción de LED en "BIN", según estos parámetros. Al elegir las fuentes de luz de sus luminarias, Arkoslight selecciona los "BIN" o grupos a los que pertenecerán todos los LED que se emplearán en las luminarias de producción. Así, se logra reducir el rango de tolerancias de estas tres características y se garantiza mayor estabilidad en el flujo luminoso, el voltaje y la temperatura de color.

FLUJO LUMINOSO (lumen)

Cantidad total de luz que emite una fuente luminosa en todo el espacio que le rodea.

ILUMINANCIA (lux)

Cantidad de flujo luminoso recibido en una superficie. El lux también puede ser definido como nº de lúmenes/m²

EFICACIA LUMINOSA (lm/W)

Indica con qué eficiencia una fuente de luz convierte la energía eléctrica en luz.

EFICIENCIA DE LA LUMINARIA - LOR (%)

Relación entre el flujo luminoso de la luminaria y el flujo luminoso de las fuentes luminosas.

REGULACIÓN

DALI (Digital Addressable Lighting Interface)

Es un estándar de regulación para iluminación que permite integrar equipos de control de diferentes fabricantes en un mismo sistema. Un sistema DALI consiste en un controlador y uno o más dispositivos para la instalación luminica (drivers, sensores, interruptores, pulsadores...) que cuentan con una interface DALI.

PUSH DIM

Control a través de un botón pulsador. La regulación por pulsación no posee un standard y existen diferentes opciones de cableado e instalación para este tipo de regulación según cada fabricante de equipos. Usualmente serán necesarios uno o dos cables extra para su instalación, según cada fabricante.

DIM ON BOARD

La luminaria lleva su dimmer integrado, para control directo e individual.

PHASE CUT

El recorte de fase se realiza sin necesidad de una línea de control adicional, conectando un regulador en serie entre la línea de alimentación y el equipo. Dependiendo como se realiza el recorte de la tensión de red, se puede distinguir entre Leading-edge y Trailing-edge.

1-10V

Regulación continua a través de señal analógica de control. Los niveles de iluminación, pueden establecerse ente el 1% y el 100% de luz de salida.

UGR

Escala que unifica los diferentes métodos de evaluación del deslumbramiento. El UGR trata de describir una percepción subjetiva en términos medibles considerando el deslumbramiento potencial de todas las luminarias situadas dentro del campo visual de un observador. Los valores oscilan entre 10 y 30, donde 10 significa "no deslumbramiento" y 30 significa "deslumbramiento perturbador".

El UGR no es una característica propia de la luminaria, sino de la instalación, por lo que los UGR dados en este catálogo se han calculado usando una instalación estándar. Recomendamos el cálculo del UGR concreto de su instalación, para asegurar el valor deseado. En este catálogo todos los UGR se han calculado bajo los valores: 4H 2H Shr1

IK

El grado de protección IK es una clasificación numérica internacional para los grados de protección proporcionados por las envolventes de materiales eléctricos contra los impactos mecánicos externos, como se expresa en la Tabla 1.

CÓDIGO IP

Sistema de codificación para indicar los grados de protección proporcionados por una envolvente contra el acceso a partes peligrosas, la penetración de cuerpos sólidos extraños y la penetración de agua. El código IP está formado por dos cifras situadas inmediatamente después de las letras "IP", cuyo significado se expresa en la Tabla 2.

TABLA 1

Código IK	IK00	IK01	IK02	IK03	IK04	IK05	IK06	IK07	IK08	IK09	IK10
Energía de impacto (julio)	*	0.15	0.20	0.35	0.50	0.70	1	2	5	10	20

TABLA 2

IP	PRIMERA CIFRA		SEGUNDA CIFRA
	Protección contra contactos eléctricos directos	Protección contra penetración de cuerpos sólidos extraños	Protección contra penetración de agua
0	Ninguna protección	Ninguna protección	Ninguna protección
1	Penetración mano	Cuerpos $\varnothing > 50$ mm	Goteo vertical
2	Penetración dedo $\varnothing > 12$ mm y 80 mm de longitud	Cuerpos $\varnothing > 12,5$ mm	Goteo desviado 15° de la vertical
3	Penetración herramienta	Cuerpos $\varnothing > 2,5$ mm	Lluvia. Goteo desviado 60° de la vertical
4	Penetración alambre	Cuerpos $\varnothing > 1$ mm	Proyecciones de agua en todas direcciones
5	Penetración alambre	Puede penetrar polvo en cantidad no perjudicial	Chorros de agua en todas direcciones
6	Penetración alambre	No hay penetración de polvo	Fuertes chorros de agua en todas direcciones
7	---	---	Inmersión temporal
8	---	---	Inmersión prolongada (Material sumergible) bajo las condiciones indicadas por el fabricante

Glosario

INFORMACIÓN TÉCNICA

SEGURIDAD ELÉCTRICA



Luminaria Clase I

Luminaria en que la protección contra los choques eléctricos no recae exclusivamente sobre el aislamiento principal, sino que tiene una medida de seguridad suplementaria bajo la forma de medios de conexión de las partes conductoras accesibles a un conductor de protección puesto a tierra.



Luminaria Clase II

Luminaria en que la protección contra los choques eléctricos no recae únicamente sobre el aislamiento principal, sino que comprende medidas de seguridad suplementarias, tales como el doble aislamiento o el aislamiento reforzado y en las que no existen medios de puesta a tierra de protección o dependencia de las condiciones de la instalación.



Luminaria Clase III

Luminaria en la que la protección contra los choques eléctricos recae en la alimentación con muy baja tensión de seguridad y en la que no se generan tensiones superiores a ésta.

NOTE CONCERNING THE VALUES SPECIFIED IN THIS CATALOGUE

The power (W) and luminous flux (lm) values specified in this catalogue correspond to the lighting source. Should you wish to know the power values of the system (including the driver's consumption), these are specified in the Technical Data Sheet of each item, available at www.arkoslight.com

QUALITY CRITERIA FOR LED SELECTION

Arkoslight methodically selects its LED lighting sources, using the "binning" classification method. During the production process of the LED, and taking into account the manufacturing tolerances, certain variations of the flux, the colour temperature or the voltage usually occur. For this reason, the production of the LED is classified in "BIN", according to the formerly mentioned parameters. When choosing the lighting sources for its luminaires, Arkoslight always selects the "BIN" or the groups corresponding to all the LED to be used for the luminaires to be produced. In doing so, a significant reduction of the tolerance range of these 3 characteristics can be obtained and likewise ensures greater stability of the luminous flux, voltage and colour temperature.

LUMINOUS FLUX (lumen):

This is the measurement of the total luminous output emitted by a light source throughout the surrounding space.

ILLUMINANCE (lux)

This is the unit that measures the degree of luminous flux received on a surface. The lux can also be defined as the number of lumens/m²

LUMINOUS EFFICIENCY (lm/W)

Specifies the efficiency of a light source converting electrical energy into light.

LUMINAIRE EFFICIENCY - LOR (%)

This is the ratio of light output emitted by the luminaire to the light output emitted by its lamps.

DIMMING

DALI (Digital Addressable Lighting Interface)

It is a dimming standard for lighting which enables equipment from different manufacturers to be integrated into a single network. A DALI network consists of a controller and one or more devices for the lighting installation (drivers, sensors, switches, push buttons...) which have DALI interfaces.

PUSH DIM

Dimming control via a push button switch. No standard exists for push button dimming, reason why various wiring and installation options exist for this type of dimming depending on each equipment manufacturer. Generally, one or two extra wires will be required for installation, depending on each manufacturer.

PHASE CUT

Phase cutting is carried out without the need for an additional control light, by connecting a dimmer in line between the power supply line and the equipment. Depending on how the mains voltage is cut, a distinction can be made between Leading-edge and Trailing-edge.

DIM ON BOARD

The luminaire has an integrated dimmer for direct and individual control.

1-10V

Continuous dimming via analogue control signal. Light levels can be set anywhere between 10% to 100% of light output.

UGR

This is a scale which unifies different glare evaluation methods. The UGR describes subjective perception in measurable terms considering the potential glare of all the luminaires located within the observer's field of vision. The values range between 10 and 30, where 10 means "no glare" and 30 means "discomfort glare". The UGR value is not a characteristic of the luminaire itself, but of the entire installation, which is why the calculated UGR values specified in our catalogue are based on a common standard installation. The UGR calculation for your particular installation is recommended to ensure the desired UGR value. All UGRs specified in this catalogue are calculated under the values: 4H 2H Shr1

IK

The IK protection level is an international numerical classification for the degrees of protection provided by casings of electrical materials against external mechanical impacts, as specified in Table 1.

IP CODE

Coding system which specifies the degrees of protection provided by an enclosure against access to hazardous parts, penetration of solid foreign bodies and water ingress. The IP code consists of two digits immediately following the letters "IP", the meaning of which is specified in Table 2.

TABLE 1

IK Code	IK00	IK01	IK02	IK03	IK04	IK05	IK06	IK07	IK08	IK09	IK10
Impact energy (joules)	*	0.15	0.20	0.35	0.50	0.70	1	2	5	10	20

TABLE 2

IP	FIRST FIGURE		SECOND FIGURE
	Protection against direct electrical contacts	Protection against penetration of solid foreign bodies	Protection against the penetration of moisture
0	No protection	No protection	No protection
1	Hand protection	Bodies of $\varnothing > 50$ mm	Vertical dripping water
2	Finger protection $\varnothing > 12$ mm and 80 mm long	Bodies of $\varnothing > 12.5$ mm	Dripping water tilted up to 15°
3	Tool protection	Bodies of > 2.5 mm	Dripping water tilted up to 60°
4	Metal wire protection	Bodies of > 1 mm	Splashing water in all directions
5	Metal wire protection	Dust can enter in a harmless quantity	Water jets in all directions
6	Metal wire protection	No entry of dust	Strong water jets in all directions
7	---	---	Temporary immersion
8	---	---	Constant immersion (submersible material) under manufacturer's conditions

ELECTRICAL SAFETY



Class I Luminaires

Luminaires in which the protection against electric shocks does not depend solely on the main insulation, but on an additional safety device such as a connecting system between the accessible conductive parts and the protective earth conductor.



Class II Luminaires

Luminaires in which the protection against electric shocks does not depend solely on the main insulation, but comprises additional safety devices, such as double insulation, or reinforced insulation, and on which there is no protective earth system nor any dependence on the conditions of the installation.



Class III Luminaires

Luminaires on which the protection against electric shocks depends on the supply of very low safety voltage and on which the voltage generated is not higher than that supplied.

Glossary

TECHNICAL INFO

À PROPOS DES VALEURS INDIQUÉES DANS CE CATALOGUE

Les valeurs de puissance (W) et de flux lumineux (lm) indiquées dans ce catalogue correspondent à la source de lumière. Pour plus d'information à propos des valeurs de puissance du système (y compris la consommation du driver), veuillez consulter la fiche technique correspondant à ladite référence, disponible sur le site www.arkoslight.com

CRITÈRES DE QUALITÉ LORS DE LA SÉLECTION DE LA LED

Arkoslight sélectionne avec soin ses sources de lumières LED, conformément à la méthode de classement du «binning». Étant donné les tolérances de fabrication, il existe des variations de flux, température chromatique et voltage lors de la production des LED. C'est pourquoi, selon ces paramètres, la production de LED est classée dans les «BIN». Au moment de choisir les sources lumineuses de vos luminaires, Arkoslight sélectionne les «BIN» ou groupes auxquelles appartiennent toutes les LED employées pour les luminaires de production. C'est ainsi que nous parvenons à réduire la marge de tolérance de ces trois caractéristiques et à assurer une meilleure stabilité du flux lumineux, du voltage et de la température chromatique.

FLUX LUMINEUX (lumen)

Quantité totale de lumière émise par une source de lumière dans l'espace l'entourant.

ÉCLAIREMENT (lux)

Quantité de flux lumineux reçue par une surface. Le lux peut également être défini comme la quantité de lumens par m².

EFFICACITÉ LUMINEUSE (lm/W)

Elle indique l'efficacité par laquelle une source lumineuse convertit l'énergie en lumière.

EFFICACITÉ DU LUMINAIRE — LOR (%)

Rapport entre le flux lumineux du luminaire et le flux lumineux des sources de lumière.

RÉGLAGE

DALI (Digital Addressable Lighting Interface)

Il s'agit d'une norme de régulation pour luminaire permettant d'intégrer à un même système l'équipement de contrôle de différents fabricants. Un système DALI est composé d'un régulateur et d'un ou plusieurs dispositifs destinés à l'installation lumineuse (drivers, capteurs, interrupteurs, boutons poussoirs...) qui dépendent de l'interface DALI.

PUSH DIM

Se contrôle grâce à un bouton poussoir. Aucune norme n'existe en matière de réglage par pression, et il existe diverses options de câblage et d'installation pour ce type de réglage, selon le fabricant de matériel. En général, l'installation requiert un ou deux câbles supplémentaires, en fonction de chaque fabricant.

PHASE CUT

La réduction de phase ne requiert aucune ligne de contrôle supplémentaire, en connectant un régulateur série entre la ligne d'alimentation et le matériel. Selon la manière comment la réduction de tension du réseau est effectuée, nous pouvons distinguer le Leading-edge et le Trailing-edge.

DIM ON BOARD

Le luminaire dispose de son propre dimmer intégré, pour un contrôle direct et individuel.

1-10V

Régulation continue par signal analogique de contrôle. Les niveaux d'éclairage peuvent être fixés entre 1 % et 100 % de la lumière de sortie.

UGR

Échelle unifiant les différentes méthodes d'évaluation de l'éblouissement. L'UGR a pour fin la définition d'une perception subjective en termes mesurables, en prenant en compte l'éventuel éblouissement engendré par tous les luminaires situés dans le champ de vision d'un observateur. Les valeurs oscillent entre 10 et 30, où 10 correspond à «aucun éblouissement» et 30 à un «éblouissement perturbant». L'UGR n'est pas une caractéristique propre au luminaire, sinon du contexte d'installation. Par conséquent, les UGR présentés dans ce catalogue ont été calculés en fonction d'une installation standard. Nous vous conseillons de calculer l'UGR réel de votre installation afin d'assurer la valeur souhaitée. Dans ce catalogue, tous les UGR ont été calculés en se basant sur les valeurs suivantes : 4H 2H Shr1

IK

L'indice de protection IK est une classification numérique internationale définissant le degré de protection contre les impacts mécaniques externes fourni par une enveloppe de matériel électronique, comme indiqués au Tableau 1.

CODE IP

Système de codification indiquant le degré de protection fourni par une enveloppe contre l'accès aux parties dangereuses, la pénétration de corps solides étrangers et la pénétration d'eau. Le code IP est composé de deux chiffres situés juste après les lettres «IP», et dont le Tableau 2 récapitule leur signification.

TABLEAU 1

Code IK	IK00	IK01	IK02	IK03	IK04	IK05	IK06	IK07	IK08	IK09	IK10
Énergie d'impact (joules)	*	0.15	0.20	0.35	0.50	0.70	1	2	5	10	20

TABLEAU 2

IP	PREMIER CHIFFRE		SECOND CHIFFRE
	Protection contre les contacts électriques directs	Protection contre la pénétration de corps solides étrangers	Protection contre la pénétration d'eau
0	Aucune protection	Aucune protection	Aucune protection
1	Protection main	Corps ø > 50 mm	Égouttement vertica
2	Protection doigt ø > 12 mm et 80 mm de longueur	Corps ø > 12,5 mm	Égouttement dévié de 15° de la verticale
3	Protection outil	Corps ø > 2,5 mm	Pluie. Égouttement dévié de 60° de la verticale
4	Protection fil métallique	Corps ø > 1 mm	Projection d'eau dans toutes les directions
5	Protection fil métallique	La poussière peut pénétrer en quantité non préjudiciable	Jets d'eau dans toutes les directions
6	Protection fil métallique	Aucune pénétration de poussière	Forts jets d'eau dans toutes les directions
7	---	---	Immersion temporaire
8	---	---	Immersion prolongée (matériel submersible) dans le respect des conditions indiquées par le fabricant

SÉCURITÉ ÉLECTRIQUE



Luminaire de Classe I

Luminaire dont la protection contre les chocs électriques ne dépend pas exclusivement de l'isolation principale, mais également d'un moyen de sécurité supplémentaire sous forme de moyens de connexion entre les parties conductrices accessibles et un conducteur de production mis à la terre.



Luminaire de Classe II

Luminaire dont la protection contre les chocs électriques ne dépend pas exclusivement de l'isolation principale, mais également de moyens de sécurité supplémentaires, tels que la double isolation ou l'isolation renforcée, sans moyens de mise à la terre de protection ni dépendance des conditions d'installation.



Luminaire de Classe III

Luminaire dont la protection contre les chocs électriques dépend d'une alimentation de sûreté à très basse tension, ne générant aucune tension supérieure à celle-ci.

NOTA SUI VALORI INDICATI IN QUESTO CATALOGO

I valori di potenza (W) e di flusso luminoso (lm) espressi in questo catalogo corrispondono alla sorgente luminosa. Per conoscere i valori di potenza del sistema (che comprende il consumo del driver), si rimanda alla scheda tecnica di ciascun articolo, disponibile su www.arkoslight.com

CRITERI DI QUALITÀ NELLA SELEZIONE DEI LED

Arkoslight seleziona minuziosamente le sue sorgenti di luce LED tenendo conto del metodo di classificazione "binning". Durante la produzione dei LED, dovuto alle tolleranze di fabbricazione, esistono variazioni nel flusso, la temperatura di colore e la tensione. Per questo motivo la produzione di LED è classificata in "BIN", secondo questi parametri. Nella scelta delle sorgenti luminose dei suoi apparecchi di illuminazione, Arkoslight seleziona i "BIN" o gruppi a cui appartengono tutti i LED che saranno utilizzati negli apparecchi di illuminazione in produzione. In questo modo, si riescono a ridurre le tolleranze di queste tre caratteristiche e si garantisce una maggiore stabilità del flusso luminoso, della tensione e della temperatura di colore.

FLUSSO LUMINOSO (lumen)

Quantità totale di luce emessa da una sorgente luminosa in tutto lo spazio che la circonda.

ILLUMINAMENTO (lux)

Quantità di flusso luminoso distribuito su una superficie. Il lux può essere definito anche come n° di lumen/m²

EFFICACIA LUMINOSA (lm/W)

Indica l'efficienza di una sorgente luminosa nella conversione dell'energia elettrica in luce.

EFFICIENZA DELL'APPARECCHIO DI ILLUMINAZIONE - LOR (%)

Rapporto tra il flusso luminoso dell'apparecchio di illuminazione e il flusso luminoso delle sorgenti luminose.

REGOLAZIONE

DALI (Digital Addressable Lighting Interface)

È uno standard di regolazione per gli apparecchi di illuminazione, che consente di integrare dispositivi di controllo di vari fabbricanti in uno stesso sistema. Un sistema DALI si compone di un regolatore e uno o più dispositivi di luce (driver, sensori, interruttori, pulsanti, ecc.) che possiedono un'interfaccia DALI.

PUSH DIM

Controllo tramite un interruttore a pulsante. La regolazione tramite pulsante non possiede uno standard ed esistono varie opzioni di cablaggio e installazione per la stessa, a seconda del fabbricante dei dispositivi. In genere per l'installazione sono necessari uno o due cavi aggiuntivi, in base al fabbricante.

PHASE CUT

Il controllo di fase, chiamato anche diluizione di fase, si effettua senza dover installare una linea di controllo aggiuntiva, collegando in serie un regolatore tra la linea di alimentazione e il dispositivo. In base a come si effettui il controllo della tensione di rete, si distingue tra Leading-edge e Trailing-edge.

DIM ON BOARD

L'illuminazione è dotata di un dimmer integrato, per un controllo diretto e individuale.

1-10V

Smorzamento continuo tramite segnale di controllo analogico. I livelli di luce possono essere selezionati in qualsiasi punto di luce in uscita tra 1% e 100%.

UGR

Scala che unifica i vari metodi di valutazione dell'abbagliamento. L'UGR cerca di descrivere una percezione soggettiva in termini di misura, considerando l'abbagliamento potenziale di tutti i punti luce situati all'interno del campo visivo di un osservatore. I valori oscillano tra 10 e 30, dove 10 significa "non abbagliamento" e 30 significa "abbagliamento molesto". L'UGR è una caratteristica dell'impianto, non dell'apparecchio di illuminazione, pertanto gli UGR di questo catalogo sono stati calcolati in base a un impianto standard. Raccomandiamo di calcolare l'UGR particolare del proprio impianto, al fine di assicurare il valore desiderato. In questo catalogo tutti gli UGR sono stati calcolati in base ai valori: 4H 2H Shr1

IK

Il grado di protezione di IK è una classificazione numerica internazionale per i gradi di protezione forniti dai materiali elettrici di rivestimento contro gli impatti meccanici esterni, come indicato nella Tabella 1.

CODICE IP

Sistema di codifica che indica il grado di protezione fornito da un materiale di rivestimento rispetto all'accesso a parti pericolose, alla penetrazione di corpi estranei solidi e di acqua. Il codice IP è formato da due cifre situate immediatamente dopo le lettere "IP", il cui significato è espresso nella Tabella 2.

SICUREZZA ELETTRICA



Illuminazione di Classe I

Illuminazione in cui la protezione contro gli shock elettrici non è unicamente affidata all'isolamento principale, ma è dotata di una misura di sicurezza supplementare sotto forma di mezzo di connessione delle parti conduttrici, accessibili ad un conduttore di protezione e messa a terra.



Illuminazione di Classe II

Illuminazione in cui la protezione contro gli shock elettrici non è unicamente affidata all'isolamento principale, ma è dotata di misure di sicurezza supplementari come il doppio isolamento o l'isolamento rinforzato e di sistemi in cui non esistono mezzi di messa a terra di protezione o vincoli nelle condizioni di installazione.



Illuminazione di Classe III

Illuminazione in cui la protezione contro gli shock elettrici è affidata al sistema di alimentazione a bassissima tensione e in cui non si genera mai un carico di tensione superiore alla stessa.

TABELLA 1

Codice IK	IK00	IK01	IK02	IK03	IK04	IK05	IK06	IK07	IK08	IK09	IK10
Energia di impatto (luglio)	*	0.15	0.20	0.35	0.50	0.70	1	2	5	10	20

TABELLA 2

IP	PRIMA CIFRA		SECONDA CIFRA
	Protezione contro il contatto elettrico diretto	Protezione contro la penetrazione di corpi estranei solidi	Protezione contro la penetrazione di acqua
0	Nessuna protezione	Nessuna protezione	Nessuna protezione
1	Protetto dal contatto con la mano	Corpi $\varnothing > 50$ mm	Gocciolamento verticale
2	Protetto dal contatto con le dita $\varnothing > 12$ mm e 80 mm di lunghezza	Corpi $\varnothing > 12,5$ mm	Gocciolamento deviato di 15° rispetto alla verticale
3	Protetto dall'inserimento di strumenti	Corpi $\varnothing > 2,5$ mm	Pioggia. Gocciolamento deviato di 60° rispetto alla verticale
4	Protetto dall'inserimento di filo di ferro	Corpi $\varnothing > 1$ mm	Getti d'acqua in tutte le direzioni
5	Protetto dall'inserimento di filo di ferro	Può penetrare polvere in quantità non dannose	Getti d'acqua in tutte le direzioni
6	Protetto dall'inserimento di filo di ferro	Nessun accesso di polvere	Forti getti d'acqua in tutte le direzioni
7	---	---	Immersione temporanea
8	---	---	Immersione prolungata (Materiale sommergibile) in condizioni indicate dal produttore

Glossario

INFO TECNICHE

HINWEIS ZU DEN IN DIESEM KATALOG ANGEgebenEN WERTEN

Die in diesem Katalog angegebenen Werte für Leistung (W) und Lichtstrom (lm) entsprechen der Lichtquelle. Wenn Sie die Leistungswerte des Systems (einschließlich des Treiberverbrauchs) wissen möchten, finden Sie diese in den auf www.arkoslight.com verfügbaren technischen Datenblättern der jeweiligen Referenzen.

QUALITÄTSKRITERIEN FÜR DIE LED-AUSWAHL

Arkoslight wählt seine LED-Lichtquellen sorgfältig unter Berücksichtigung der Kategorisierungsmethode „Binning“ aus. Bei der LED-Produktion kommt es aufgrund von Fertigungstoleranzen zu Schwankungen bei Lichtstrom, Farbtemperatur und Spannung. Aus diesem Grund wird die Produktion von LED nach diesen Parametern in „BIN“ unterteilt. Bei der Auswahl der Lichtquellen für seine Leuchten wählt Arkoslight die „BIN“ oder Gruppen aus, zu denen alle LED gehören, die in den Produktionsleuchten verwendet werden. Dadurch wird der Toleranzbereich dieser drei Merkmale verringert und eine größere Stabilität des Lichtstroms, der Spannung und der Farbtemperatur gewährleistet.

LICHTSTROM (lumen)

Die gesamte Lichtmenge, die von einer Lichtquelle in den sie umgebenden Raum abgegeben wird.

BELEUCHTUNGSSTÄRKE (lux)

Menge des auf einer Oberfläche empfangenen Lichtstroms. Lux kann auch als Anzahl der lumen/m² definiert werden.

LICHTWIRKSAMKEIT (lm/W)

Gibt an, wie effizient eine Lichtquelle elektrische Energie in Licht umwandelt.

WIRKUNGSGRAD DER LEUCHTE - LOR (%)

Verhältnis zwischen dem Lichtstrom der Leuchte und dem Lichtstrom der Lichtquellen.

REGULIERUNG

DALI (Digital Addressable Lighting Interface)

Es handelt sich um einen Dimmstandard für die Beleuchtung, der die Integration von Betriebsgeräten verschiedener Hersteller in ein einziges System ermöglicht. Ein DALI-System besteht aus einem Controller und einem oder mehreren Geräten für die Beleuchtungsanlage (Treiber, Sensoren, Schalter, Taster usw.), die über eine DALI-Schnittstelle verfügen.

PUSH DIM

Für die Push Dimmung gibt es keine Norm, und je nach Gerätehersteller sind unterschiedliche Verdrahtungs- und Installationsoptionen für diese Art der Regelung verfügbar. In der Regel werden je nach Hersteller ein oder zwei zusätzliche Kabel für die Installation benötigt.

PHASE CUT

Die Phasenschnitt erfolgt ohne eine zusätzliche Steuerleitung, indem ein Dimmer zwischen Netzzuleitung und Gerät geschaltet wird.

Je nachdem, wie die Netzspannung geschaltet wird, kann zwischen Leading-Edge und Trailing-Edge unterschieden werden.

DIM ON BOARD

Die Leuchte verfügt über einen integrierten Dimmer zur direkten und individuellen Steuerung.

1-10 V

Stufenlose Regelung über analoges Steuersignal. Die Beleuchtungsstärke kann zwischen 1 % und 100 % Lichtleistung eingestellt werden.

UGR

Eine Skala, die die verschiedenen Methoden der Blendungsbewertung vereinheitlicht. Die UGR versucht, eine subjektive Wahrnehmung messbar zu machen, indem sie die potenzielle Blendung aller Leuchten im Sichtfeld des Betrachters berücksichtigt. Die Werte reichen von 10 bis 30, wobei 10 für „keine Blendung“ und 30 für „störende Blendung“ steht.

Die UGR ist keine Eigenschaft der Leuchte selbst, sondern der Installation. Daher wurde die in diesem Katalog angegebene UGR anhand einer Standardinstallation berechnet. Wir empfehlen, die spezifische UGR Ihrer Anlage zu berechnen, um den gewünschten Wert sicherzustellen. In diesem Katalog wurden alle UGRs nach folgenden Werten berechnet: 4H 2H Shr1

IK

Der IK-Schutzgrad ist eine internationale numerische Klassifizierung für den Schutzgrad von elektrischen Gehäusen gegen äußere mechanische Einwirkungen, wie in Tabelle 1 angegeben.

IP-CODE

Kodierungssystem zur Angabe der Schutzarten, die ein Gehäuse gegen den Zugang zu gefährlichen Teilen, das Eindringen von festen Fremdkörpern und das Eindringen von Wasser bietet. Der IP-Code besteht aus zwei Ziffern, die unmittelbar auf die Buchstaben „IP“ folgen und deren Bedeutung in der Tabelle 2 angegeben ist.

TABELLE 1

IK-Code	IK00	IK01	IK02	IK03	IK04	IK05	IK06	IK07	IK08	IK09	IK10
Aufprallenergie (J)	*	0.15	0.20	0.35	0.50	0.70	1	2	5	10	20

TABELLE 2

	ERSTE KENNZIFFER		ZWEITE KENNZIFFER
IP	Schutz gegen direkte elektrische Berührung	Schutz gegen das Eindringen von festen Fremdkörpern	Schutz gegen das Eindringen von Wasser
0	Kein Schutz	Kein Schutz	Kein Schutz
1	Schutz gegen Zugang mit dem Handrücken	Fremdkörper $\varnothing > 50$ mm	Schutz gegen Tropfwasser
2	Schutz gegen Zugang mit einem Finger $\varnothing > 12$ mm und 80 mm Länge	Fremdkörper $\varnothing > 12,5$ mm	Schutz gegen fallendes Tropfwasser, Gehäuse um 15° geneigt
3	Schutz gegen Zugang mit Werkzeug	Fremdkörper $\varnothing > 2,5$ mm	Schutz gegen Regen. Fallendes Tropfwasser, Gehäuse um 60° geneigt
4	Schutz gegen Zugang mit einem Draht	Fremdkörper $\varnothing > 1$ mm	Schutz gegen allseitiges Spritzwasser
5	Schutz Zugang mit einem Draht	Eindringen von Staub in nicht schädlicher Menge möglich	Schutz gegenallseitiges Strahlwasser
6	Schutz gegen Zugang mit einem Draht	Kein Eindringen von Staub	Schutz gegen kräftiges allseitiges Strahlwasser
7	---	---	Schutz bei zeitweiligem Untertauchen
8	---	---	Schutz bei dauerndem Untertauchen (Unterwasserfähiges Material) gemäß den Herstellerangaben

Glossar

TECHNISCHE INFORMATION

Symbols

GLOSSARY

L	Longitud (en mm).	Length (in mm).	Longueur (en mm).	Lunghezza (in mm).	Länge (in mm).
AL	Aluminio	Aluminium	Aluminium	Alluminio	Aluminium
PC	Polycarbonato	Polycarbonate	Polycarbonate	Polycarbonato	Polycarbonat
PE	Poliétileno	Polyethylene	Polyéthylène	Poietilene	Polyäthlen
GL	Cristal	Glass	Verre	Vetro	Glas
PMMA	Polimetilmetacrilato	Polymethyl methacrylate	Polyméthacrylate de méthyle	Polimetilmetacrilato	Polymethylmetacrylat
INOX	Acero inoxidable	Stainless steel	Acier inoxydable	Acciaio inossidabile	Edelstahl
MATT	Mate	Matt	Opaque	Opaco	Matt
TRANS	Transparente	Transparent	Transparent	Trasparente	Transparent
ABS	Acilonitrilo Butadieno Estireno	Acrylonitrile Butadiene Styrene	Acrylonitrile Butadiène Styrene	Acilonitrile Butadiene Stirene	Acrylnitril-Butadien-Styrol
LOR	<i>Lumen Output Ratio.</i>	Lumen Output Ratio.	<i>Lumen Output Ratio.</i>	<i>Lumen Output Ratio.</i>	<i>Lumen Output Ratio.</i>
IPXX	Índice de estanqueidad	Sealing rating	Indice d'étanchéité	Indice di sigillatura	Schutzgrad gegen Eindringen von Staub und Feuchtigkeit
IKXX	Índice de protección contra impactos	Impact resistance	Indice de protection contre des impacts	Indicizzi di protezione contro impatti	Stoßfestigkeitsgrad
MAX XX W	Potencia máxima	Maximum power	Puissance Maximum	Potenza massima	Maximale Leistung
CCT	Temperatura de color	Colour Temperature	Température de couleur	Temperatura di colore	Farbtemperatur
	Cuerpo	Boddy	Corps	Corpo	Körper
	Reflector	Screen	Réflecteur	Riflettore	Reflektor
	Cristal óptico	Optical glass	Verre optique	Verro ottico	Optischem glas
	Difusor	Diffuser	Diffuseur	Diffusore	Diffusor
	Filtro lineal	Linear filter	Filtre linéaire	Filtro lineare	Lineares Filter
	Lente refractora elíptica	Elliptical refractor	Réfracteur elliptique	Rifrattore ellittico	Linse (f. elliptischen Lichtkegel)
	Filtro panel de abeja	Honeycomb filter	Filtre nid d'abeilles	Filtri favo	Waben-Raster
	Pantalla asimétrica	Asymmetric screen	Accessoire asymétrique	Visiera asimetrica	Assymetrischer Schirm/Blende
	Difusor homogeneizador del haz de luz	Beam Mixer Diffuser	Diffuseur homogénéisateur de faisceau lumineux	Diffusore di fascio luminoso misto	Strahlenmischdiffusor
	Bisel extra	Add-on bezel	Collerette extra	Cornice extra	Zusatz-Zierring
	Certificado ENEC	ENEC certified	Certifié ENEC	Certificato ENEC	ENEC-Zertifizierung
	Certificado IEC	IEC certified	Certifié IEC	Certificato IEC	IEC-Zertifizierung
	Compatible con la normativa francesa RT2012 & BBC	Compatible with the French Standard RT2012 & BBC	Compatible avec la Norme française RT2012 & BBC	Compatible con la normativa francese RT2012 & BBC	Kompatibel mit der französischen Norm RT2012 & BBC



	Clase I	Class I	Classe I	Classe I	Klasse I
	Clase II	Class II	Classe II	Classe II	Klasse II
	Clase III	Class III	Classe III	Classe III	Klasse III
12 V	Tensión de alimentación 12V	Input supply voltage 12V	Tension d'alimentation de l'ampoule 12V	Tensione di alimentazione della lampada 12V	Anschlussspannung 12V
24 V	Tensión de alimentación 24vdc	Power supply voltaje 24vdc	Tension d'alimentation de l'ampoule 24vdc	Tensione di alimentazione della lampada 24vdc	Netzspannung 24vdc
48 V	Tensión de alimentación 48vdc	Power supply voltaje 48vdc	Tension d'alimentation de l'ampoule 48vdc	Tensione di alimentazione della lampada 48vdc	Netzspannung 48vdc
220 V ~ 240	Tensión de alimentación 220-240V	Power supply voltaje 220-240V	Tension d'alimentation de l'ampoule 220-240V	Tensione di alimentazione della lampada 220-240V	Netzspannung 220-240V
	Equipo no incluido	Control gear not included	Équipement non inclus	Alimentatore non compreso	Vorschaltgerät exklusive
	Equipo electrónico incluido	Electronic control gear included	Équipement électronique inclus	Alimentatore elettronico compreso	Vorschaltgerät elektronische inklusive
	Accesorio trimless	Trimless accessory	Accessoire trimless	Accessorio trimless	Trimless Zubehör
	Alojamiento en mm para empotrables	Fitting hole for recessed luminaires in mm	Espace d'emplacement en mm pour encastrables	Foro in mm ad incasso	Einbauloch in mm
	Empotrable cuadrado para agujero redondo	Squared fixture for round fitting holes	Encastrable carré pour trou rond	Quadrato da incasso per foro rotondo	Quadratische Leuchte mit rundem Einbauloch
	Ángulo de basculación	Tilting angle	Angle de basculation	Angolo di inclinazione	Drehwinkel - Kippwinkel
	Doble basculación	Double tilting acción	Double basculation	Doppia inclinazione	Doppelte Schwenkbarkeit
	Ángulo de giro	Rotation angle	Angle de rotation	Angolo di rotazione	Drehwinkel
	Conexión rápida	Fast connection	Conexion rapide	Collegamento rapido	Schnellsteckeranschluss
	Bloque de conexión no incluido	Terminal strip not included	Bande terminale connector exclus	Morsetto non compreso	Ohne Klemmenleiste
	Conector USB-C	USB-C connector	Port USB-C	USB-C connect	USB-C Verbindungskabel
	Cargador universal	Universal charger	Chargeur universel	Caricatore universale	Universal-Ladegerät
	Conexión con enchufe	Plug-in	Connexion avec prise	Collegamento con spina	Anschluss mit Stecker
	Tipo de carril	Rail Type	Type de rail	Tipo de binario	Schiemodelle
	Regulable	Dimmable	Gradable	Dimmerabile	Dimmbar
	Longitud del cable	Cable length	Longueur de câble	Lunghezza di cavo	Hängekabel Schnelljustierungsvorrichtung
	Regulación rápida del cable de suspensión	Quick adjustment for cable suspension	Régulation rapide du câble de suspension	Regolazione rapida del cavo di sospensione	Schnelle Regulation del Hängekabels
	Control inalámbrico	Wireless control	Contrôle sans fil	Wireless control	Wireless control
	Dispositivo para alumbrado de emergencias	Emergency lighting device	Dispositif pour éclairage de secours	Dispositivo por illuminazione di emergenza	Notbeleuchtung
	Batería LI-ION	LI-ION battery	Batterie au lithium-ion	Batteria agli ioni di litio	Lithium-Ionen-Akku
	Tipo de instalación y dirección del haz de luz	Installation type and light beam direction	Type d'installation et direction du faisceau lumineux	Tipo d'impianto e direzione del fascio	Art und Ausrichtung des Lichtkegels
	Confort visual. UGR (Unified Glare Rating)	UGR (Unified Glare Rating) Visual comfort	Confort visuel. UGR (Unified Glare Rating)	Comfort visivo. UGR (Unified Glare Rating)	Sehkomfort. UGR (Unified Glare Rating)
	Estabilidad cromática: Pasos MacAdam	Chromatic stability: MacAdam Steps	Stabilité chromatique: Pas MacAdam	Stabilità cromatica: Step MacAdam	Farbstabilität: MacAdam Stufen
	Carga máxima soportada	Maximum supported load	Charge maximale supportée	Carico massimo supportato	Maximale Traglast
	Temperatura máxima en superficie	Maximum surface temperature	Température Maximale sur une surface	Temperatura massima in superficie	Maximale Temperatur an der Oberfläche
	Válido para exterior	Suitable for outdoor use	Agréé pour l'extérieur	Adatto per uso esterno	Geeignet für Ausseninstallation




Product

INDEX

ALASKA	130	DREAM	169	LIP	165	SIX M 48V	195
ALASKA 24V	181	DROP	64	LOOP	132	SIX M Recessed	98
ALASKA Big	131	DROP Maxi	64	LOOP Indirect	132	SIX S 48V	195
ALASKA Big Fancy Shape	238	DROP Micro	65	MADISON	70	SIX S Recessed	99
ALASKA Big Trimless	61	DROP Micro Trans	65	MAGNETIC 24V COCO	90	SIX XS 24V	182
ALASKA Fancy Shape	239	DROP Mini	65	MAGNETIC 24V FIT	92	SIX XS 48V	196
ALASKA Trimless	60	DRUM 70	121	MAGNETIC 24V Flip	91	SIX XS Recessed	99
ART	134	DRUM 70 Suspension	153	MAGNETIC 24V iO Micro	93	SKIP	266
ART Base	138	DRUM 90	121	MAGNETIC 24V PLUS Micro	94	SKY	120
ART Base Direct & Indirect	139	DRUM 90 Suspension	153	MAGNETIC 24V SIX XS	95	SLIMGOT	157
ART Direct & Indirect	135	DUNE 35	146	MAGNETIC 24V TOP Micro	94	SPIN	144
ART Modular	136	DUNE 55	147	MINIMAL TRACK 24V	179	SPIN 48V	213
ART Modular Base	140	DUOMO	58	MINIMAL TRACK 24V Suspension	179	SPIN Fancy Shape	240
AURAE	165	FIFTY + HO Surface	122	MINIMAL TRACK 24V Trimless	177	STANDUP	162
BASIC	275	FIFTY + HO Surface Custom	261	MIX	69	STEP	268
BATH	73	FIFTY + HO Suspension	158	MIX Mini	69	STEP S	269
BLACK FOSTER	247	FIFTY + HO Suspension Custom	262	OLYMPIA	62	STEP XS	269
BLACK FOSTER 48V Tilt 5	207	FIFTY + Surface	122	OLYMPIA Mini	62	STICK	142
BLACK FOSTER Asymmetric Custom	245	FIFTY + Surface Custom	261	ORBITAL	82	STICK 22 24V	185
BLACK FOSTER Asymmetric Recessed	18	FIFTY + Suspension	158	ORBITAL Mini	80	STICK 48V	214
BLACK FOSTER Asymmetric Trimless	19	FIFTY + Suspension Custom	262	ORBITAL Surface	118	STICK Fancy Shape	237
BLACK FOSTER Custom	244	FIFTY + UGR HO Surface	122	ORBITAL Trimless	84	STRAM	67
BLACK FOSTER Custom Module	249	FIFTY + UGR HO Suspension	159	PIPE	148	STRAM Mini	67
BLACK FOSTER Custom Surface	251	FIFTY + UGR Surface	122	PLUS	229	STRAM Mini Prismatic	66
BLACK FOSTER Custom Trimless	252	FIFTY + UGR Suspension	159	PLUS 48V	201	STRAM Prismatic	66
BLACK FOSTER FIT 35	246	FIT 20 24V	184	PLUS Micro 24V	182	STRAM Surface	117
BLACK FOSTER Micro 24V 5	180	FIT 20 48V	200	PLUS Mini	229	STRAM Surface Mini	117
BLACK FOSTER Micro 24V Surface 5	180	FIT 27 24V	184	PLUS Mini 1L	221	SWAP L	42
BLACK FOSTER Micro 48V	208	FIT 35 48V	199	PLUS Mini 48V	201	SWAP L Asymmetric	45
BLACK FOSTER Micro Custom Module	255	FIT 35 Recessed	100	PLUS Mini Recessed	101	SWAP M	41
BLACK FOSTER Micro Custom Surface	257	FIT 35 Surface	124	PLUS Recessed	101	SWAP M Asymmetric	44
BLACK FOSTER Micro Recessed	10	FIT 50 48V	197	PLUS Recessed	101	SWAP M RT 2012	50
BLACK FOSTER Micro Surface	105	FIT 50 Recessed	100	POINTER	51	SWAP S	40
BLACK FOSTER PLUS Mini	246	FIT 65	228	POP UP	76	SWAP Square	46
BLACK FOSTER Recessed	12	FIT 65 1L	221	PUCK	116	SWAP Square Asymmetric	47
BLACK FOSTER SIX S	246	FIT 65 Surface	125	PUCK Recessed	59	SWAP S RT 2012	50
BLACK FOSTER S Recessed	20	FIT 80	228	QUAD	71	SWAP XL	43
BLACK FOSTER S Trimless	21	FIT 80 Surface	125	REC	166	THOR	231
BLACK FOSTER Surface	106	FLIP 48V	206	REC Double	167	TOP	114
BLACK FOSTER Surface Remote	108	FLIP Recessed	96	REC Double Engine	167	TOP 48V	210
BLACK FOSTER Suspension	133	FLIP Surface	123	REC Double Mini	167	TOP Fancy Shape	236
BLACK FOSTER Tilt 5	15	FOX	68	REC Micro	168	TOP Micro 24V	181
BLACK FOSTER Trimless	16	FOX Mini	68	REC Mini	166	TOP Mini	115
BRIGHT LINE	258	GAP	74	REC Slim	168	TOP Mini 48V	211
BRIGHT LINE HO	258	HIDDEN	77	RHINO	170	TRACK 1L	218
BUDDY	36	HOLLY	143	SALT	151	TRACK 3L	222
BUDDY Tilt	38	HOLLY 48V	215	SALT Mini	150	TRACK 48V + IND. LIGHT	192
BUDDY Tilt Trimless	39	HOLLY Fancy Shape	241	SCOPE	149	TRACK 48V SURFACE	188
BUDDY Trimless	37	HUBBLE	89	SCOPE Surface	113	TRACK 48V SHORT	188
COCO 48V	204	iO	220	SHOT LIGHT	22	TRACK 48V TRIMLESS	188
DARK	270	iO 48V	202	SHOT LIGHT Big	33	TRIMLESS TOOL	277
DARK M	271	iO Micro 24V	183	SHOT LIGHT M	30	TWIST	78
DEEP	63	iO Surface	126	SHOT LIGHT M Asymmetric	32	TWIST Round	79
DEEP Maxi	63	Lark	275	SHOT LIGHT M Asymmetric Trimless	32	UP	163
DEEP Mini	63	Lark-111	274	SHOT LIGHT M Trimless	31	VOLA	120
DOT	72	LENS LIGHT	34	SHOT LIGHT M Surface	111	VOLA Suspension	152
		LENS LIGHT Trimless	35	SHOT LIGHT S	26	WALLY	171
		LEX	52	SHOT LIGHT S Flex	29	WELLIT L	88
		LEX Asymmetric	54	SHOT LIGHT S Semi Recessed	28	WELLIT M	87
		LEX Blue	53	SHOT LIGHT S Surface	110	WELLIT S	86
		LEX Mini	56	SHOT LIGHT S Surface 25	112	WIRE TRIMLESS	279
		LEX Mini Asymmetric	57	SHOT LIGHT S Trimless	27	WIZ 48V	212
		LEX Mini Blue	56	SHOT LIGHT Trimless	24	YORU	164
		LINE 48V	209	SIX L	226	YORU Spike 24V	267
		Line Micro 24V	183	SIX L 48V	194	ZEN TUBE	230
		LINE Micro 24V Suspension	156	SIX L Recessed	97	ZEN TUBE 48V	203
		LINE Suspension	154	SIX M	227	ZEN TUBE Surface	127
		LINE Suspension Direct & Indirect	155				

Lighting Design



En el desarrollo de proyectos luminotécnicos, Arkoslight utiliza la última tecnología BIM (*Building Information Modeling*) y plataformas pioneras como Dialux que nos permiten incrementar la eficiencia del proceso y la exactitud de los cálculos lumínicos. También, ponemos a disposición de arquitectos, interioristas y *lighting designers* archivos 3D de nuestras luminarias en diversos formatos para potenciar su creatividad.

In developing lighting technology projects, Arkoslight uses the latest BIM (*Building Information Modeling*) technology and pioneering platforms such as Dialux which enables us to increase the efficiency of the process and the accuracy of lighting calculations. Likewise, making available to architects, interior and *lighting designers* 3D files of our luminaires in various formats to foster their creativity.

Lors du développement de projets luminotechniques, Arkoslight fait appel à la dernière technologie BIM (*Building Information Modeling*) et à des plateformes pionnières telles que Dialux, qui nous permettent d'augmenter l'efficacité du processus et l'exactitude des calculs de luminosité.

Nous mettons également à la disposition des architectes, décorateurs d'intérieur et *lighting designers* les archives 3D de nos luminaires dans divers formats afin d'encourager leur créativité.

Per lo sviluppo di progetti illuminotecnici Arkoslight impiega l'ultima tecnologia BIM (*Building Information Modeling*) e piattaforme pionieristiche come Dialux, che ci consentono di incrementare l'efficienza del processo e l'esattezza dei calcoli di luminosità. Inoltre, mettiamo a disposizione di architetti, progettisti d'interni e *lighting designers* file 3D in diversi formati dei nostri apparecchi di illuminazione per potenziare la loro creatività.

Bei der Entwicklung von Projekten der Beleuchtungstechnik verwendet Arkoslight die neueste BIM (*Building Information Modeling*)-Technologie und wegweisende Plattformen wie Dialux, mit denen wir die Prozesseffizienz und die Exaktheit der Lichtberechnungen erhöhen können. Wir stellen Architekten, Innendesignern und *Lighting Designer* 3D-Dateien unserer Leuchten in verschiedenen Formaten zur Verfügung, um deren Kreativität zu unterstützen.



Our goal is to work hand-in-hand with architects, interior designers, and lighting designers to create truly unique projects that are both innovative and functional. We pride ourselves on being your trusted partner throughout the entire process, from designing the perfect lighting to selecting the right products. We are here for you every step of the way. Let's start a conversation today.

info@arkoslight.com

CREDITS

ART DIRECTION
Arkoslight Team

GRAPHIC DESIGN
Estudio David Cercós

PHOTO PRODUCT
Angular - Fotografía Industrial y Publicitaria
Cualiti Photo Studio
Héctor Rubio - Images Positive
Javier Márquez Photo
Ángel Márquez
Salvador Martín

EDITION
January 2024
Copyright © Arkoslight 2024
All rights reserved

PRINTED BY
Rafa Sanz S.L.
Valencia · Spain

ARKOSLIGHT

Calle N · Pol. Ind. EL OLIVERAL
46394 Ribarroja del Turia
Valencia · Spain
Fax +34 961 667 054
info@arkoslight.com
www.arkoslight.com

 Tel. +34 961 667 207
 Tel. +44 2039 66 45 92
 Tel. +33 182 885 200
 Tel. +39 02 9475 0007
 Tel. +49 221 7159 4740

JOKERLIGHT

Arkoslight trades its products with UL certification through Jokerlight
2750 NW 84th Ave
Doral · FL 33122 (USA)
info@jokerlight.com
www.jokerlight.com

