

# BIG WHITE®

SLV LIGHTING CATALOGUE 2024



## GUT INFORMIERT

QR-Code scannen, Land auswählen und immer unsere aktuellen Preise erhalten.  
Besuchen Sie uns auf **slv.com**








# HIGHLIGHT FAMILIEN

|                 |     |
|-----------------|-----|
| NUMINOS® .....  | 82  |
| NEW TRIA® ..... | 122 |
| MEDO® .....     | 148 |
| LALU® .....     | 176 |
| ONE® .....      | 186 |

# INDOOR

|  |     |
|--|-----|
|  Einbauleuchten .....                 | 202 |
|  Deckenleuchten .....                 | 248 |
|  Pendelleuchten .....                 | 278 |
|  Wandleuchten .....                   | 320 |
|  Wand- und Deckenleuchten .....       | 390 |
|  Tisch- und Standleuchten .....       | 434 |
|  48V-System .....                     | 454 |
|  Niedervolt Seilsystem .....          | 480 |
|  Hochvolt Stromschiene 1-Phasen ..... | 492 |
|  Hochvolt Stromschiene 3-Phasen ..... | 524 |
|  Profillösungen und LED-Strips .....  | 564 |

# OUTDOOR

|   |     |
|---|-----|
|  Mobile Leuchten und Standleuchten ..... | 594 |
|  Strahler .....                          | 686 |
|  Wandleuchten .....                      | 704 |
|  Deckenleuchten .....                    | 786 |
|  Wand- und Deckenleuchten .....          | 802 |
|  Einbauleuchten .....                    | 818 |
|  Bodeneinbauleuchten .....               | 828 |

# ZUBEHÖR

|  |     |
|--|-----|
|  Leuchtmittel ..... | 858 |
|  Zubehörteile ..... | 866 |

# NAVIGATION

|                                |     |
|--------------------------------|-----|
| Editorial und Referenzen ..... | 4   |
| Applikationsindex .....        | 14  |
| Familienindex .....            | 46  |
| Numerischer Index .....        | 882 |
| Alphabetischer Index .....     | 892 |

# NEUE NAVIGATION

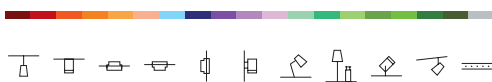
## KATEGORIEÜBERSICHT

Alles auf einen Blick. Finden Sie die passende Leuchte anhand ihrer Kategorie.



## FAMILIENÜBERSICHT

Entdecken Sie alle Leuchten einer Familie für ein abgerundetes Lichtdesign.



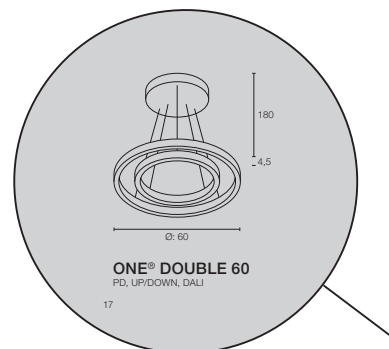
## PRODUKTKATEGORIEN

Wissen, wo es lang geht. Die neuen Icons und Farben ermöglichen eine schnelle und unkomplizierte Navigation zu den jeweiligen Produktkategorien.



## EMPFEHLUNGEN

Schnell und einfach. Entdecken Sie das passende Zubehör und Leuchtmittel zu den von Ihnen ausgewählten Produkten.



## ACHTUNG

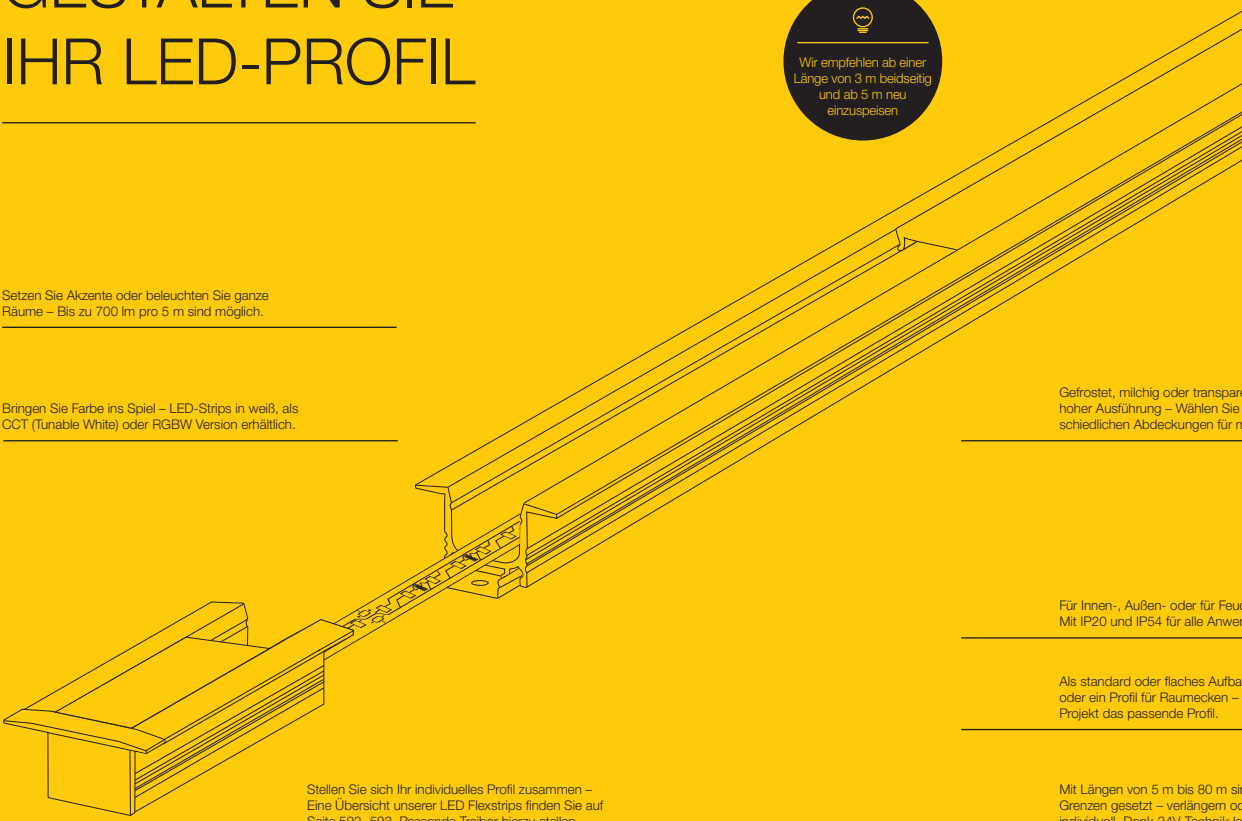
Alle Maßangaben sind bei uns in **cm** angegeben.

# EINFACH ERKLÄRT

In unserer neuen Ratgeberrubrik finden Sie alle wichtigen Informationen rund um das Thema Licht und unseren SLV Produkten schnell und einfach erklärt.

Von Planungshilfen über Systemdarstellungen bis hin zu Lichtwissen erfahren Sie alles in diesem BIG WHITE®. Achten Sie also beim Durchblättern auf unsere gelben Ratgeberseiten.

## GESTALTEN SIE IHR LED-PROFIL



Wir empfehlen ab einer Länge von 3 m beidseitig und ab 5 m neu einzuspeisen

Setzen Sie Akzente oder beleuchten Sie ganze Räume – Bis zu 700 lm pro 5 m sind möglich.

Bringen Sie Farbe ins Spiel – LED-Strips in weiß, als CCT (Tunable White) oder RGBW Version erhältlich.

Gefrosten, milchig oder transparenter hoher Ausführung – Wählen Sie zu unterschiedlichen Abdeckungen für mehr

Für Innen-, Außen- oder für Feuchträume  
Mit IP20 und IP54 für alle Anwendungen

Als standard oder flaches Aufbau- oder ein Profil für Raumecken – Wählen Sie für Ihr Projekt das passende Profil.

Mit Längen von 5 m bis 80 m sind die Grenzen gesetzt – verlängern oder kürzen Sie individuell. Dank 24V Technik lassen sich mit wenigen Einspeisepunkten lange Strips realisieren.

Stellen Sie sich Ihr individuelles Profil zusammen – Eine Übersicht unserer LED Flexstrips finden Sie auf Seite 592–593. Passende Treiber hierzu stellen wir Ihnen auf unseren Zubehör-Seiten 866–881 vor.

580



### ALLE PRODUKTE DIREKT ONLINE

Unter [slv.com](http://slv.com) finden Sie das komplette SLV Sortiment mit allen Produktdaten, Beschreibungen, Verfügbarkeiten und vielem mehr. Nützliche Planungsdateien, 3D-Daten, Konfiguratoren und Kalkulationstools wie FastCalc by DIAL unterstützen Sie bei Ihrer Lichtplanung.

# VILLA WALDFEUCHT

## EIN HAUS VOLLER SLV LEUCHTEN

Ein Instagram Kanal, der das Abenteuer vom Bau des Eigenheims eines jungen Paares begleitet.

Warum die beiden sich für Leuchten von SLV entschieden haben und welche Hürden es zu bewältigen gab, berichten die beiden täglich auf Ihrem Kanal.




### DURCHDACHTE LICHTPLANUNG

Den beiden Bauherren war bei der Lichtplanung wichtig, einen einheitlichen Stil im gesamten Haus zu etablieren. Zudem sollte sich die Beleuchtung der späteren Nutzung dauerhaft anpassen – sprich, maximale Flexibilität gewährleisten.

In die Leuchten sollten smarte GU10-Leuchtmittel passen. Außerdem wünschten sich Susanna und Marc eine Mischung aus direkter und indirekter Beleuchtung, die auch Kunstwerke ins perfekte Licht setzt. Aus all diesen Gründen haben sich Susanna und Marc für Stromschienen von SLV entschieden. Kaum eine Beleuchtungsart bietet mehr Flexibilität: Bei Stromschienen können sämtliche Leuchten getauscht, hinzugefügt oder anders ausgerichtet werden.

Und auch in Sachen Energieeffizienz können sich Stromschienen sehen lassen: Mit indirekter Beleuchtung und smarterer Steuerung lässt sich Strom sparen.



Susanna und Marc Mevißen lassen Ihre Follower seit dem ersten Spatenstich 2020, bis hin zur Fertigstellung in diesem Jahr, bei allen Fortschritten teilhaben.

Dabei ist besonders hervorzuheben, dass die beiden außer dem Rohbau, alles in Eigenleistung geschaffen haben. Trotz der Arbeiten am Haus, die nach der eigentlichen Arbeit der beiden stattfand, haben sie dabei besonders auf nachhaltiges Bauen, Energieeffizienz und ausgefeiltes Design geachtet. Das Ergebnis: Nach nur 22 Monaten war das Haus bereits bezugsfertig.


*„WIR HABEN UNS VON ANFANG AN FÜR  
SLV ENTSCHIEDEN UND DAS HAT UNS DIE  
LICHTPLANUNG SEHR ERLEICHTERT.“*

Marc Mevißen, Architekt

### **SERVICE UND QUALITÄT VON SLV**

Dass Susanna und Marc Leuchten von SLV ausgewählt haben, hat seinen Grund: Marc Mevißen kannte SLV bereits aus dem Architekturstudium, als er sich mit Inszenierungen mit Licht und Schatten im Showroom befasst hatte.

Bei der Lichtplanung für ihr eigenes Traumhaus überzeugte die beiden Influencer vor allem das Design und das attraktive Preis-Leistungs-Verhältnis der Stromschienen. Hinzu kamen der gute Support und der schnelle Service von SLV.





## LICHT ALS KUNSTWERK

Das Esszimmer des Hauses von Susanna und Marc hat einen großen Luftraum mit 5,65 m Höhe. Über dem Esstisch wollten die beiden eine Art Skulptur aus Leuchten erschaffen. Als Grundkonstruktion wurden Stromschienen unsichtbar in die Akustik-Decke integriert, um auch hier möglichst flexibel zu bleiben. Zur Ideenfindung hat sich das Team von SLV gemeinsam mit den Bauherren vor Ort inspirieren lassen und viele neue Leuchten vorgestellt. „Die PANTILO von SLV gefiel uns vom Design und der Farbe am besten, um ästhetisch den Luftraum zu füllen, ohne zu blenden“, erzählt Susanna Mevißen. „Wir lieben diese Spiegelung in den Lampen sehr und sie runden unser Konzept ab.“

Die Pendelleuchte PANTILO überzeugt durch ihre außergewöhnliche Optik: Der Schirm aus verchromtem Glas ist durch individuelle Zusammenstellung problemlos zur stylischen Leuchtenwolke kombinierbar. Die sieben PANTILO Leuchten über dem großen Esstisch passen perfekt zur hohen Holzdecke, den hellen Wänden, dem grauen Boden und den schwarzen Fensterrahmen im Haus von Susanna und Marc.

*„LEUCHTEN SIND NICHT NUR FUNKTIONAL – SIE KÖNNEN EINEM RAUM AUCH ALS KUNSTWERK EINE IDENTITÄT VERLEIHEN.“*

Susanna Mevißen



## INDIREKTES LICHT FÜR ANGENEHMES WOHNAMBIENTE

Nicht nur an den Decken ist das Haus mit Beleuchtung von SLV ausgestattet: Auch im Boden sind Spots integriert, bei denen die Farben ganz individuell eingestellt werden können. Die beiden Bauherren setzen bei allen Lichtlösungen in ihrem Traumhaus auf indirekte Beleuchtung und smarte Steuerung: Abhängig von der Lichtstärke im Raum erhellen einige indirekte Leuchten am Abend die Umgebung/das Zimmer und tauchen das Haus in das gewünschte Ambiente. So muss aktiv kaum Licht eingeschaltet werden, was Energie spart.



## ÖKOLOGISCH BAUEN UND BELEUCHTEN

Dank durchdachter Dämmung, Flachdach mit Photovoltaik-Anlage und ausgesuchter Materialien wie Beton, Holz, Glas und Naturstein erfüllt das Passivhaus der beiden Influencer Susanna und Marc den KfW40+ Standard und ist ein Plus-Energie-Gebäude. Mit der PV-Anlage produzieren sie deutlich mehr Energie, als sie verbrauchen. Das Haus hat zusätzlich einen Energiespeicher und eine Wallbox, um den Strom noch effektiver zu nutzen.

Dieser Ansatz passt auch zu unserer Nachhaltigkeitsstrategie: Denn auch wir versuchen auf den Einsatz von Sekundärrohstoffen bei der Produktion der Licht- und Beleuchtungslösungen zu setzen, reduzieren konsequent Verpackungsmüll und Transportemissionen.

### STARKES PROJEKT. STARKE PARTNER

Bauherren: Susanna und Marc Mevißen

Standort: Waldfeucht, Nordrhein-Westfalen  
E-Mail: [mevissen.haus@gmail.com](mailto:mevissen.haus@gmail.com)

Lichtplanung: Die Bauherren in Kooperation mit dem SLV Außendienst

Die Beleuchtung für die Villa in Waldfeucht ist nicht die einzige Kooperation, welche unsere Fachleute tatkräftig unterstützt haben. Unsere Partner finden sich in ganz Europa, mit Projekten jeder Größe. Du willst mehr? Scanne mich!



# SLV LICHTWISSEN

---

## LUMEN

Der Lichtstrom (angegeben in Lumen) beschreibt, wie viel Licht von einer Lichtquelle in alle Richtungen abgegeben wird. Er gilt als die vom menschlichen Auge wahrgenommene Gesamthelligkeit. Die Effizienz einer Leuchte wird häufig auch in Lumen pro Watt angegeben. Je höher der abgegebene Lichtstrom (in Lumen) pro aufgenommener Leistung (in Watt), desto effizienter ist eine Lichtquelle.

## CRI

Die Farbwiedergabe (Color Rendering Index) ist die Wirkung einer Lichtquelle auf den Farbeindruck, den ein Mensch von einem Objekt hat, im Vergleich zu einer natürlichen Lichtquelle (z.B.: das Sonnenlicht). Innenräume, in denen sich Menschen eine längere Zeit aufhalten oder arbeiten, sollten laut EN 12464-1 einen Farbwiedergabeindex (CRI) von >80 aufweisen.

## FARB- TEMPERATUR

Die Farbtemperatur einer Lichtquelle wird in Kelvin (K) angegeben. Je höher die Farbtemperatur, desto kälter und aktivierender wirkt das Licht (z.B.: Tageslicht = 5500K). Je niedriger die Kelvin-Anzahl, desto wärmer und wohnlich-entspannender wirkt das Licht. Die Farbtemperatur der Glühbirne von 2700 K wird auch heute als das perfekte Wohnlicht empfunden. Über die Zusatzfunktion des CCT-Switch kann die Farbtemperatur einer Leuchte eingestellt werden.

## DIM-TO-WARM (DTW)

Mit der Dim-to-Warm Funktion lassen sich Farbtemperatur und Lichtintensität der Leuchten regeln. So verändert sich das Licht beim Herunterdimmen von hellem, kühlem zu weichem, warmen Licht.

## TUNEABLE WHITE (TW)

Die Tuneable White Funktion ermöglicht das fließende Einstellen der Farbtemperatur von LED-Leuchten. Dadurch kann das Licht an verschiedene Tageszeiten und Stimmungen angepasst werden kann.

## RGB RGB+W

Eine RGB-fähige Leuchte kann das komplette Farbspektrum aus den Farben Rot, Grün, Blau abdecken, wobei der Weißwert in den Hintergrund rückt. Mit dem Zusatz RGB+W wird zusätzlich der Weißwert optimiert und hochwertig dargestellt.

## SCHUTZ- KLASSE

Schutzklassen zeigen an, welche Sicherheitsmaßnahmen ein Gerät zur Verhinderung eines elektrischen Schlags aufweist. Es gibt drei Schutzklassen, die jeweils durch die untenstehenden Symbole dargestellt werden.



## IK

Die IK-Schutzklasse ist eine Klassifizierung von Baustoffen und Oberflächen, die bestimmt, wie gut sie gegenüber mechanischen Einwirkungen wie Schlägen, Stößen oder Druck widerstehen.

## IP

Die Abkürzung IP steht für Ingress Protection (Schutz gegen Eindringen). Der genormte IP-Code gibt mit der ersten Ziffer den Schutz gegen Fremdkörper und Berührung an, während die zweite Ziffer die Dichtigkeit gegenüber Wasser und Feuchtigkeit beschreibt.

## HALB- STREUWINKEL

Der Halbstreuwinkel bezeichnet den Lichtaustritt unter Berücksichtigung des Aufbaus der Leuchte, des Leuchtmittels und der Entfernung zu einem Objekt. Je kleiner der Halbstreuwinkel, desto schmaler der Lichtstrahl.

## UGR

UGR (Unified Glare Rating) bewertet die Blendung durch Leuchten, um das Auge zu entlasten. Je niedriger der UGR Wert, desto angenehmer ist das Licht für das Auge. Daher wird für Arbeitsstätten ein  $UGR < 19$  empfohlen.

## SMART LIGHTING

Unter Smart Lighting versteht man das automatische Lichtmanagement. Via DALI, ZIGBEE, CASAMBI und BLUETOOTH lassen sich smarte Leuchten mittels Apps und anderen Steuerelementen bedienen.

LALU®  
1007519+1007522



LALU®  
1007520+1007532





**NUMINOS®**  
finden Sie auf den  
Familienseiten  
82–93

LED



**NEW TRIA®**  
finden Sie auf den  
Familienseiten  
122–147

LED




**MEDO®**  
finden Sie auf den  
Familienseiten  
168–171

LED



LED

UNIVERSAL  
DOWNLIGHT | 205




LED

UNIVERSAL  
DOWNLIGHT | 207



LED

UNIVERSAL  
DOWNLIGHT | 208



LED

UNIVERSAL  
DOWNLIGHT | 209



LED

KADUX | 213



LED

KADUX | 213



LED

KADUX | 213



**SCKET**

KADUX | 214



**SCKET**

KADUX | 214



**SCKET**

KADUX | 214



**SCKET**

KADUX | 215



**SCKET**

KADUX | 215



LED

MILANDOS 4 | 217



LED

MILANDOS 6 | 217



LED

MILANDOS 8 | 217



LED

HORN MINI | 218



**SCKET**

HORN | 219



**SCKET**

HORN | 219




**SCKET**

HORN | 219



**SCKET**

HORN | 220



**SCKET**

HORN | 220



**SCKET**

HORN | 220




**SCKET**

HORN-T | 221



LED

HORN MAGNA | 221




LED

SENSE 12 | 223



LED

SENSE 18 | 223



LED

SENSE 24 | 223



LED

SENSE 12 | 225



LED

SENSE 18 | 225



LED

SENSE 24 | 225



LED

VERLUX | 227




LED

VERLUX | 227



LED

DL 126 | 227



**SCKET**

PIKA | 228



**SCKET**

PIKA | 228



LED

OCULUS | 229



**LED**  
OCCULDAS 14 | 230



**LED**  
OCCULDAS 23 | 230



**LED**  
CONTONE® | 231



**LED**  
CONTONE® | 231



**LED**  
H-LIGHT | 232



**LED**  
KARPO 30 | 232



**SCKET**  
PLASTRA | 233



**SCKET**  
PLASTRA | 233



**LED**  
DEKLED | 234



**SCKET**  
VARU | 234



**SCKET**  
DOLIX OUT | 235



**SCKET**  
DOLIX OUT | 235



**LED**  
KAMUELA ECO | 236



**LED**  
KAMUELA ECO | 237



**LED**  
KINI | 237



**LED**  
AKALO D83 | 237



**LED**  
FRAME BASIC SET | 238



**LED**  
FRAME BASIC | 238



**LED**  
FRAME BASIC | 238



**LED**  
FRAME CURVE | 239



**LED**  
FRAME CURVE | 239



**LED**  
QUAD FRAME 9 | 240



**LED**  
NOTAPO S | 241



**LED**  
NOTAPO L | 241



**LED**  
DOWNUNDER PUR 80 | 242



**LED**  
DOWNUNDER PUR 150 | 242



**LED**  
MOBALA | 243



**LED**  
WORO | 243



**LED**  
LED PANEL | 243



**LED**  
PATTA-I | 244



**LED**  
PATTA-I | 244



**LED**  
PATTA-I | 245



**LED**  
PATTA-I | 245



**LED**  
PATTA-F | 246

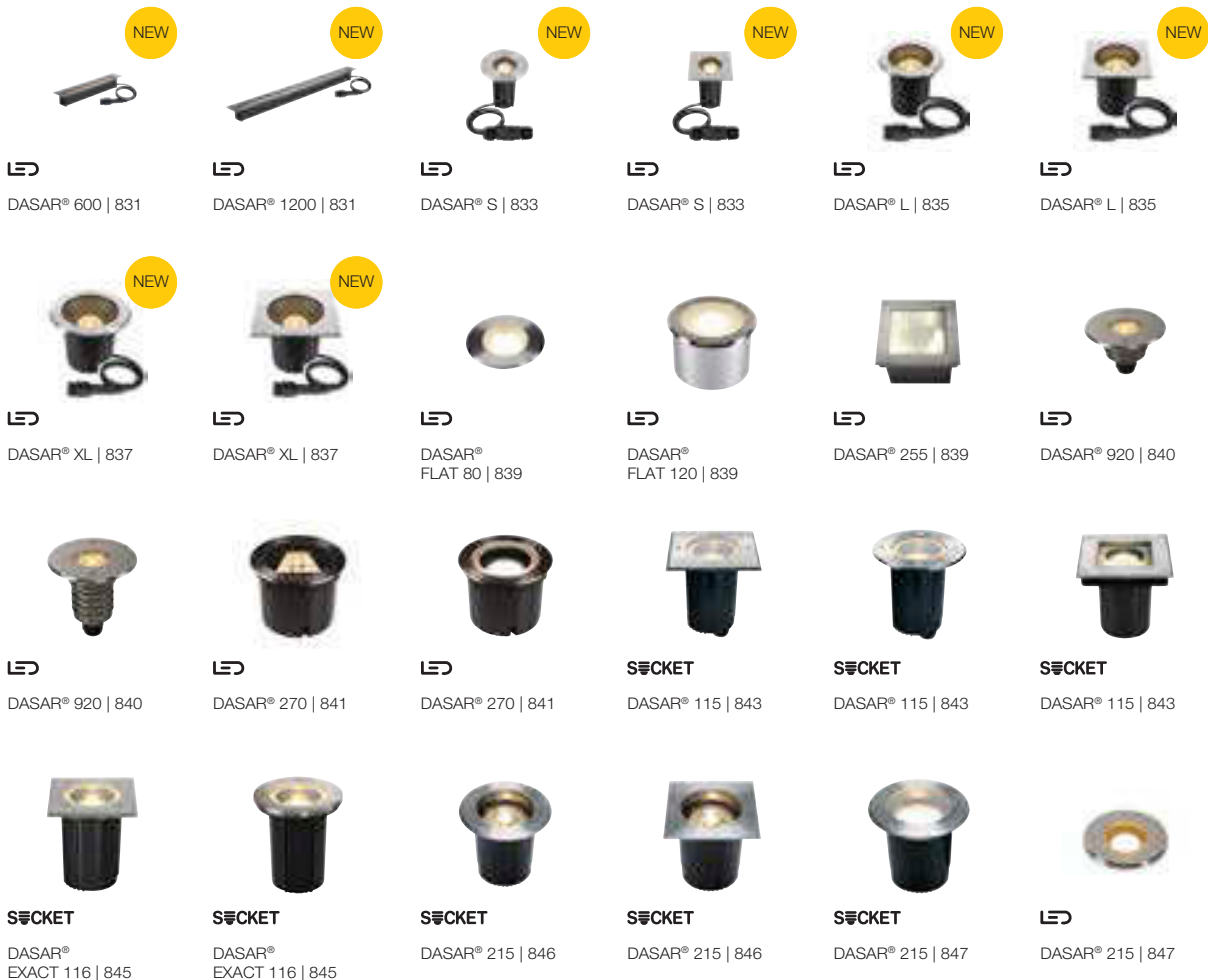


**LED**  
PATTA-F | 247

WANDEINBAULEUCHTEN OUTDOOR



BODENEINBAULEUCHTEN OUTDOOR







**LED**  
TRAIL-LITE® 60 | 848



**LED**  
POWER  
TRAIL-LITE® | 849



**LED**  
POWER  
TRAIL-LITE® | 849



**LED**  
GIMBLE OUT | 849



**LED**  
SMALL PLOT | 851



**LED**  
SMALL PLOT | 851



SMALL PLOT | 851



SMALL PLOT | 851



**LED**  
BIG PLOT | 853



**LED**  
BIG PLOT | 853



BIG PLOT | 853



BIG PLOT | 853



**LED**  
ROCCI | 854



**LED**  
ROCCI | 854



**LED**  
ROCCI 200 | 855




**LED**  
ROCCI 200 | 855



**SCKET**  
SOLASTO | 857



**SCKET**  
SOLASTO | 857





**NUMINOS®**  
finden Sie auf den  
Familienseiten  
102–105

LED



**MEDO®**  
finden Sie auf den  
Familienseiten  
164–165

LED



**SCKET**  
VARYT | 251



**LED**  
Q-LINE® | 253



**LED**  
Q-LINE® | 253



**SCKET**  
TRILEDO | 255



**SCKET**  
TRILEDO | 255



**SCKET**  
TRILEDO | 255



**LED**  
TRILEDO | 257



**LED**  
TRILEDO | 257



**LED**  
TRILEDO | 257



**LED**  
OCULUS | 258



**SCKET**  
ENOLA B | 259



**LED**  
ENOLA C | 259



**SCKET**  
ASTINA | 261



**SCKET**  
NAGY 75 | 261



**LED**  
ANELA | 261



**LED**  
OCCULDAS 13 | 262



**LED**  
OCCULDAS 23 | 262



**SCKET**  
ALTRA DICE | 263



**SCKET**  
ALTRA DICE | 263



**SCKET**  
KARDAMOD | 265



**SCKET**  
KARDAMOD | 265



**SCKET**  
FENDA | 266



**LED**  
FENDA | 267



**LED**  
FENDA | 267



**LED**  
FENDA | 267



**SCKET**  
TENORA | 268




**SCKET**  
SOPRANA | 269



**SCKET**  
PLASTRA | 270



**LED**  
PLASTRA | 271



**SCKET**  
PLASTRA 105 | 271



**SCKET**  
PLASTRA 104 | 271




**LED**  
FERA 25 | 272



**LED**  
FERA 25 | 272



**LED**  
MARONA | 273



**LED**  
PANEL 60 | 274



**LED**  
PANEL | 275



**LED**  
PANEL 60 | 275



**LED**  
PANEL | 275



DECKENLEUCHTEN OUTDOOR



NEW

**SCKET**  
PHOTONI | 789



NEW

**LED**  
S-CUBE | 791



**LED**  
ESKINA FRAME | 791



**LED**  
ENOLA  
OCULUS | 792



**LED**  
ENOLA  
ROUND S | 793



**LED**  
ENOLA  
ROUND M | 793



**LED**  
ENOLA  
ROUND L | 793



**LED**  
ENOLA  
SQUARE S | 795



**LED**  
ENOLA  
SQUARE M | 795



**LED**  
ENOLA  
SQUARE L | 795



**LED**  
BIG THEO | 797



**SCKET**  
BIG THEO | 797



**LED**  
OVALISK | 797



**SCKET**  
PHOTONIA | 799



**SCKET**  
MOLAT | 799



**SCKET**  
SITRA | 801



**SCKET**  
ROX | 801



**SCKET**  
ROX | 801





**MINIMOS®**  
finden Sie auf den  
Familienseiten  
106–109

LED



**MEDO®**  
finden Sie auf den  
Familienseiten  
166–167

LED



**LALU®**  
finden Sie auf den  
Familienseiten  
176–185

NEW

LED



**ONE®**  
finden Sie auf den  
Familienseiten  
186–191

LED



NEW

**SCKET**  
PANTILO  
ROPE 19 | 279



NEW

**SCKET**  
PANTILO  
ROPE 20 | 279



NEW

**SCKET**  
PANTILO  
ROPE 27 | 279




NEW

**SCKET**  
PANTILO OVAL | 281



NEW

**SCKET**  
PANTILO 20 | 281



NEW

**SCKET**  
PANTILO 28 | 281



**SCKET**  
PANTILO  
CONVEX 29 | 283



**SCKET**  
PANTILO  
CONVEX 40 | 283



**SCKET**  
ASTO TUBE | 285



**SCKET**  
ASTO TUBE | 285



**SCKET**  
ASTO TUBE | 285



**SCKET**  
ASTO TUBE | 285



NEW

LED  
WORKLIGHT  
PRO 120 | 287



NEW

LED  
WORKLIGHT  
PRO 150 | 287



NEW

LED  
WORKLIGHT | 288



LED  
I-PENDANT PRO | 289



LED  
PANEL 60 | 289



LED  
NOYA | 290



LED  
GLENOS® | 291



LED  
GLENOS® | 291



LED  
Q-LINE® | 293



LED  
Q-LINE® | 293



LED  
Q-LINE® | 293



LED  
OCULUS | 294



**SCKET**  
FITU | 295



**SCKET**  
FENDA | 296



FENDA | 296



FENDA | 296



FENDA | 297



FENDA | 297



FENDA | 297



LED

HELIA  
AMBIENT 35 | 300



LED

HELIA  
AMBIENT 35 | 300



LED

HELIA 30 | 301



LED

HELIA 30 | 301



LED

HELIA 40 | 303



LED

HELIA 40 | 303



SCKET

ASTINA | 305



SCKET

ENOLA B | 305



SCKET

ENOLA | 305



LED

ANELA | 306



SCKET

LISENNE | 306



SCKET

TONGA® | 307



SCKET

QUADRASS | 307



SCKET

PARA CONE GL | 309



SCKET

PARA CONE 20 | 309



SCKET

PARA CONE 30 | 309



SCKET

PHELIA 10 | 310



SCKET

PHELIA 20 | 311



SCKET

PHELIA 25 | 311



SCKET

PHELIA 30 | 311



SCKET

FORCHINI 50 | 312



SCKET

FORCHINI 70 | 312



SCKET

FORCHINI M 40 | 313



SCKET

FORCHINI M 50 | 313



SCKET

LIGHT EYE® 90 | 314



SCKET

LIGHT EYE® 150 | 314



SCKET

SUN / BIG SUN | 315



SCKET

ROTOBALL 25 | 317



SCKET

ROTOBALL 40 | 317



SCKET

ROTOBALL 50 | 317



SCKET

PARA DOME | 318



PARA DOME | 318













































PARA DOME | 318



SCKET

PARA 380 | 319

WANDLEUCHTEN INDOOR

|  |  |  |  |  |   |
|--|--|--|--|--|---|
|  <b>NEW</b> |  <b>NEW</b>   |  <b>NEW</b>   |               |    |    |
| <b>LED</b><br>LYGANT   325   | <b>LED</b><br>LYGANT   325   | <b>SCKET</b><br>VARYT   327  | <b>LED</b><br>SEDO 7   329   | <b>LED</b><br>SEDO 14   329  | <b>LED</b><br>SEDO 21   329   |
|             |               |  <b>NEW</b>   |  <b>NEW</b>   |    |    |
| <b>LED</b><br>TRUKKO   330   | <b>LED</b><br>TRUKKO   330   | <b>LED</b><br>TRUKKO   331   | <b>LED</b><br>TRUKKO 80   331  | <b>LED</b><br>TRUKKO 60   332  | <b>LED</b><br>TRUKKO 90   332   |
|             |               |               |               |    |    |
| <b>LED</b><br>MARYLIN 40   333   | <b>LED</b><br>WL 149   334   | <b>SCKET</b><br>WL 149   334   | <b>SCKET</b><br>WL 106   335   | <b>SCKET</b><br>WL 106   335   | <b>SCKET</b><br>MIBO UP/DOWN   337  |
|           |             |             |             |  |  |
| <b>LED</b><br>MAGANDA   337  | <b>LED</b><br>DORISA 30   339  | <b>LED</b><br>DORISA 50   339  | <b>LED</b><br>GLENOS® 60   339   | <b>LED</b><br>L-LINE 60   341  | <b>LED</b><br>L-LINE 120   341  |
|            |  <b>NEW</b> |  <b>NEW</b> |  <b>NEW</b> |  |  |
| <b>LED</b><br>Q-LINE®   341  | <b>SCKET</b><br>PANTILO ROPE   345   | <b>SCKET</b><br>ASTO TUBE   347  | <b>SCKET</b><br>ASTO TUBE   347  | <b>LED</b><br>MANA BASE   349  | <b>LED</b><br>MANA BASE   349   |
|           |             |             |             |  |  |
| <b>LED</b><br>MANA 40   319  | <b>LED</b><br>MANA 60   349  | <b>LED</b><br>MANA   351   | <b>LED</b><br>MANA   351   | <b>LED</b><br>MANA   351   | <b>LED</b><br>MANA   353  |
|           |             |             |  <b>NEW</b> |  |  |
| <b>LED</b><br>MANA   353   | <b>LED</b><br>MANA   353   | <b>LED</b><br>MANA   353   | <b>LED</b><br>OCULUS   355   | <b>LED</b><br>OCULUS UP/DOWN   355   | <b>SCKET</b><br>PLASTRA   356   |



**SCKET**  
PLASTRA | 356



**SCKET**  
PLASTRA | 357



**SCKET**  
PLASTRA | 357



**SCKET**  
PLASTRA | 359



**LED**  
PLASTRA | 359



**LED**  
PLASTRA | 359



**SCKET**  
PLASTRA | 360



**SCKET**  
PLASTRA 101 | 361



**SCKET**  
PLASTRA | 361



**SCKET**  
PLASTRA 104 | 361



**LED**  
LOGS IN | 362



**LED**  
LOGS IN | 362



**LED**  
LOGS IN L | 363



**LED**  
LOGS IN L | 363



**LED**  
QUAD FRAME 14 | 364



**LED**  
QUAD FRAME 19 | 364



**LED**  
SHELL 15 | 365



**LED**  
SHELL 30 | 365



**LED**  
ASSO 300 | 366



**LED**  
ASSO 300 | 367



**SCKET**  
OSSA 180 | 367



**SCKET**  
OSSA 300 | 367



**LED**  
CARISO | 368



**LED**  
CARISO | 368



**LED**  
CHROMBO | 369



**LED**  
DIRETO 60 | 370



**LED**  
DIRETO 90 | 370



**LED**  
ARLINA 60 | 371



**LED**  
ARLINA 130 | 371



**SCKET**  
ANDREAS | 373



**SCKET**  
DENA 30 | 373



**SCKET**  
BASKET | 373



**SCKET**  
QUADRASS | 375



**LED**  
QUADRASS  
SPOT | 375



**SCKET**  
LISENNE | 375



**SCKET**  
FITU | 376



**SCKET**  
FITU CUBE | 376



**SCKET**  
THEO UP/DOWN | 377



**SCKET**  
SOLID CUBE | 377



ENOLA B | 379



ENOLA B | 379



ASTINA  
UP/DOWN | 379

WANDLEUCHTEN INDOOR



**S**CKET

FENDA | 380



FENDA | 380



**LED**

KENKUA SPOT | 381



**LED**

COUPA FLEX | 381



**LED**

KARPO MAGN | 382



**LED**

KARPO GOOSE | 382



**LED**

KARPO 30 | 383



**LED**

KARPO | 383



**LED**

SOMNILA SPOT | 384



**LED**

SOMNILA SPOT | 385



**LED**

SOMNILA FLEX | 385



**LED**

SOMNILA FLEX | 385



**S**CKET

DIO FLEX PLATE | 387



**LED**

DIO FLEX PLATE | 387



**LED**

DIO FLEX PLATE | 387



**S**CKET

PHELIA | 388



**LED**

MERADO FLOOD | 388



**S**CKET

DISPLAY ADL 50 | 389







WANDLEUCHTEN OUTDOOR



**SCKET**  
PHOTONI | 709



**LED**  
LID II | 711



**LED**  
LID II | 711



**LED**  
LID I | 713



**LED**  
LID I | 713



**LED**  
I-RING | 714



**LED**  
OVAL 14 | 715



**LED**  
OVAL 18 | 715



**LED**  
CONCRETO M | 717



**LED**  
CONCRETO L | 717



**LED**  
VANO WING | 719




**LED**  
VANO WING | 719



**LED**  
MANA BASE | 720



**RUSTY®**  
MANA | 720



**RUSTY®**  
MANA | 720



**LED**  
MANA OUT | 721



**LED**  
MANA OUT | 721



**LED**  
ENOLA OCULUS | 723



**LED**  
ENOLA  
OCULUS | 723



**LED**  
ENOLA  
OCULUS S | 725



**LED**  
ENOLA  
OCULUS M | 725



**LED**  
ENOLA  
ROUND L | 725



**LED**  
ENOLA ROUND S  
UP/DOWN | 727



**LED**  
ENOLA ROUND M  
UP/DOWN | 727



**LED**  
ENOLA ROUND L  
UP/DOWN | 727



**LED**  
ENOLA  
SQUARE S | 729



**LED**  
ENOLA  
SQUARE M | 729



**LED**  
ENOLA  
SQUARE L | 729



**LED**  
ENOLA SQUARE S  
UP/DOWN | 730



**LED**  
ENOLA SQUARE M  
UP/DOWN | 730



**LED**  
ENOLA SQUARE L  
UP/DOWN | 730



**SCKET**  
THEO UP/DOWN | 735



**LED**  
BIG THEO BEAM UP/  
FLOOD DOWN | 735



**SCKET**  
BIG THEO  
UP/DOWN | 735



**LED**  
BIG THEO FLOOD  
UP/DOWN | 736



**SCKET**  
THEO | 736



**SCKET**  
BIG THEO | 737



**LED**  
BIG THEO | 737



**LED**  
SITRA S | 739



**LED**  
SITRA S | 739



**LED**  
SITRA M | 741



**LED**  
SITRA L | 741

NEW



**SCKET**  
SITRA CUBE | 741



**SCKET**  
GRAFIT | 742



**SCKET**  
GRAFIT | 742



**SCKET**  
GRAFIT | 743



**SCKET**  
GRAFIT | 743



**LED**  
QUADRULO | 744



**SCKET**  
QUADRULO  
SENSOR | 745



**SCKET**  
QUADRULO | 745



**SCKET**  
MERIDIAN | 746



**SCKET**  
MERIDIAN BOX | 746



**SCKET**  
MERIDIAN BOX  
SENSOR | 747



**SCKET**  
MERIDIAN BOX | 747



**LED**  
ESKINA FRAME | 749



**LED**  
ESKINA FRAME | 749



**LED**  
ESKINA FRAME | 749



**LED**  
BOOKAT | 751



**LED**  
BIG QUAD | 752



**LED**  
QUAD | 752



**LED**  
QUAD  
UP/DOWN 15 | 753



**LED**  
BIG QUAD  
UP/DOWN | 755



**LED**  
BIG QUAD | 755



**LED**  
RUSTY®  
UP/DOWN | 756



**LED**  
RUSTY®  
UP/DOWN | 756



**LED**  
OVALISK  
SENSOR | 757



**LED**  
OVALISK | 757



**LED**  
PEMA® | 758



**LED**  
PEMA® | 759



**LED**  
PEMA® | 759



**SCKET**  
PEMA® | 759



**LED**  
FLATT SENSOR | 760



**LED**  
FLATT | 760



**SCKET**  
ASTINA | 761



**SCKET**  
ASTINA STEEL | 761



**LED**  
ANGOLUX  
SENSOR | 762



**LED**  
ANGOLUX | 762



**LED**  
VILUA S | 763



**LED**  
VILUA L | 763



**LED**  
VILUA | 763



**SCKET**  
MYRA  
UP/DOWN | 764



**LED**  
SITRA  
UP/DOWN | 765



**SCKET**  
SITRA  
UP/DOWN | 765



**SCKET**  
ROX | 767



**SCKET**  
ROX UP/DOWN | 767



**LED**  
DELWA | 767



**LED**  
SLOTS | 768



**SCKET**  
WALLYX | 768



**LED**  
DOWNUNDER  
OUT | 769



**LED**  
DOWNUNDER  
OUT | 769



**LED**  
ABRIDOR  
SENSOR | 770



**LED**  
ABRIDOR | 770



**LED**  
ORDI SENSOR | 771



**LED**  
ORDI | 771



**SCKET**  
BOX-L | 773



**LED**  
BOX-L | 773



**SCKET**  
BOX UP/DOWN | 773



**LED**  
LOGS | 775



**LED**  
OUT-BEAM UP /  
FLOOD DOWN | 775



**LED**  
L-LINE OUT | 775



**SCKET**  
PHOTONIA | 777



**SCKET**  
MOLAT | 777



**SCKET**  
GLOO PURE | 777



**SCKET**  
F-POL | 778



**SCKET**  
SQUARE | 779



**SCKET**  
KERAS ELT | 779



**SCKET**  
SITRA | 779



**LED**  
RASCALI | 780



**LED**  
IPERI | 780



**SCKET**  
QUADRASYL | 781



**SCKET**  
SQUARE TURN | 781



**LED**  
TODAY PRO | 783



**LED**  
ESKINA D | 783



**SCKET**  
MYRA DISPLAY | 783



**LED**  
LED SPOT | 785



**SCKET**  
NAUTILUS | 785



**SCKET**  
MYRA | 785



**NUMINOS®**  
finden Sie auf den  
Familienseiten  
98-101

LED




**MEDO®**  
finden Sie auf den  
Familienseiten  
148-163

LED




**ONE®**  
finden Sie auf den  
Familienseiten  
192-193

LED



**SCKET**  
PANTILO  
ROPE 19 | 393




**SCKET**  
PANTILO  
ROPE 27 | 393



**LED**  
CYFT | 395



**SCKET**  
ASTO TUBE | 395



**SCKET**  
ASTO TUBE | 397



**SCKET**  
ASTO TUBE | 397



**SCKET**  
ASTO TUBE | 399



**SCKET**  
ASTO TUBE | 397



**LED**  
OCULUS | 399



**LED**  
KARPO 30 | 399



**LED**  
NOBLO® | 401



**LED**  
NOBLO® | 401



**LED**  
NOBLO® | 401



**LED**  
KALU | 403



**LED**  
KALU | 403



**LED**  
KALU | 403



**LED**  
KALU | 403



**SCKET**  
KALU | 405



**SCKET**  
KALU | 405



**SCKET**  
KALU | 405



**SCKET**  
KALU | 405



**SCKET**  
ENOLA B | 407



**SCKET**  
ENOLA B | 407



**SCKET**  
ENOLA B | 407



**SCKET**  
ALTRA DICE | 408



**SCKET**  
SPOT 79 | 409



**SCKET**  
INDA | 409



**SCKET**  
PURI | 411




**SCKET**  
PURI | 411



**SCKET**  
PURI | 411



**SCKET**  
PURI | 411



**SCKET**  
AVO | 413




**SCKET**  
AVO | 413



**SCKET**  
AVO | 413



**SCKET**  
AVO | 413



**SCKET**  
AVO | 415



**SCKET**  
ASTO | 415



**SCKET**  
ASTO | 415



**SCKET**  
ASTO | 415




**LED**  
SENSER  
12, 18, 24 | 417



**LED**  
SENSER  
12, 18, 24 | 419



**LED**  
SIMA | 420



**LED**  
SIMA | 421



**LED**  
LIPSY®  
30, 40, 50 | 423



**LED**  
LIPSY®  
30, 40, 50 | 425-426



**SCKET**  
MELAN | 427



**SCKET**  
GLASSA | 427



**LED**  
BATTEN 60 | 429



**LED**  
BATTEN 120 | 429



**LED**  
LONG GRILL | 430



**LED**  
SIGHT 60 | 431



**LED**  
SIGHT 115 | 431



**LED**  
BENA 120 | 433



**LED**  
BENA 150 | 433

WAND- UND DECKENLEUCHTEN OUTDOOR



**LED**  
R-CUBE | 805



**LED**  
S-CUBE | 805



**SCKET**  
S-TUBE | 805



**LED**  
ESKINA SPOT/  
SENSOR | 807



**SCKET**  
SITRA 360 | 808



**SCKET**  
THEO BRACKET | 808



**LED**  
HELIA | 809



**LED**  
HELIA | 809



**SCKET**  
MYRA | 811



**LED**  
OUT-BEAM  
FRAME | 811



**LED**  
QUADRULO | 811



**LED**  
AINOS | 812-813



**LED**  
AINOS | 813



**LED**  
RUBA | 814



**SCKET**  
BULAN | 815



**SCKET**  
BULAN GRID | 815



**LED**  
TERANG 200 | 817



**LED**  
IMPERVA | 817

VINOLINA TWO  
1007696

---





TISCH- UND STANDLEUCHTEN INDOOR



**NEW**

**ONE®**  
finden Sie auf den  
Familienseiten  
196-197

**LED**



**NEW**

**LED**

VINOLINA ONE | 437



**NEW**

**LED**


VINOLINA | 437



**NEW**

**LED**

VINOLINA TWO | 439



**NEW**

**LED**

TAHA | 441



**NEW**

**SCKET**

TINY SUN | 443



**NEW**

**SCKET**

LITTLE SUN | 443



**NEW**

**SCKET**

VARYT | 443



**NEW**

**LED**

WORKLIGHT  
PRO | 444



**NEW**

**LED**

WORKLIGHT  
PRO | 444



**LED**

WORKLIGHT | 445



**LED**

WORKLIGHT | 445



**SCKET**

FENDA | 447



**SCKET**

FENDA | 447



**SCKET**

FENDA | 447



**SCKET**

FENDA | 448



**SCKET**

FENDA BOW  
BASIS | 448



FENDA | 448



FENDA | 449



FENDA | 449



FENDA | 449



**LED**

KARPO | 452



**LED**

KARPO | 452



**SCKET**

PHELIA | 453



**LED**

TONILA | 453



**LED**

MAGANDA | 453



NEW

LED  
VINOLINA ONE | 597



NEW

LED  
VINOLINA | 597



NEW

LED  
VINOLINA TWO | 599



LED  
TONILA | 601



NEW

LED  
TAHA | 601



NEW

SCKET  
S-TUBE 32/75 | 603



NEW

SCKET  
PHOTONI 45/75 | 605



NEW

LED  
S-CUBE 35/75 | 607



NEW

LED  
R-CUBE 35/70 | 609



NEW

LED  
LID I 75 | 611



NEW

LED  
LID I 45 | 611



NEW

LED  
I-RING | 613



NEW

LED  
M-POL S | 614



NEW

LED  
M-POL S | 615



LED  
M-POL S | 616



LED  
M-POL S | 617



LED  
M-POL S | 618



LED  
M-POL M | 619



LED  
M-POL M | 620



LED  
M-POL M | 621



M-POL 30/60/90 | 623



SCKET  
CONCRETO | 627



SCKET  
CONCRETO | 627



LED  
ESKINA  
FRAME 45/75 | 629



LED  
ESKINA  
FRAME 75 | 629



LED  
ESKINA FRAME  
125/175 | 630



LED  
ESKINA 30/80 | 631



LED  
LOGS 40/70 | 633



SCKET  
GRAFIT 30/60/90 | 635



SCKET  
GRAFIT 30/60/90 | 637



LED  
QUADRULO | 639



LED  
RUSTY®  
SLOT 50/80 | 640



SCKET  
RUSTY®  
SLOT 50/80 | 641



SCKET  
RUSTY®  
PATHLIGHT | 642



LED  
RUSTY® 40/70 | 643



SCKET  
RUSTY® 40/70 | 643



SCKET  
RUSTY®  
CONE 24 | 645



SCKET  
RUSTY®  
CONE 40/70 | 645



SCKET  
RUSTY® 40/70 | 646



SCKET  
ARROCK  
GRANITE 40/70 | 647



SCKET  
ARROCK  
ARC | 648



LED  
ARROCK  
STONE 50/75 | 649






**SCKET**  
ARROCK SLOT | 649



**LED**  
L-LINE OUT 30 | 650



**LED**  
L-LINE OUT 60 | 651



**LED**  
L-LINE OUT 50/80 | 651



**SCKET**  
THEO PATHLIGHT | 652



**LED**  
OVALISK 75/100 | 653



**SCKET**  
GLOO PURE 27/44/70 | 655



**SCKET**  
ROTOBALL 25/40/50 | 657



**SCKET**  
PHOTONIA | 659



**SCKET**  
PHOTONIA | 659



**SCKET**  
OTOS GLAS | 659



**SCKET**  
CUBIX | 660



**SCKET**  
CONE | 660



**SCKET**  
MOLAT | 661



**SCKET**  
MOLAT | 661



**SCKET**  
LISENNE 40/70 | 662



**SCKET**  
ADEGAN MANILA | 663



**SCKET**  
ADEGAN | 663



**SCKET**  
ALPA MUSHROOM 45/75 | 665



**SCKET**  
ALPA CONE 100 | 665



**LED**  
APONI 90/120 | 666



**LED**  
TRUST 30/60 | 667



**SCKET**  
BIG NAILS 50/80 | 668



**SCKET**  
ROX ACRYL 30/60/90 | 669



**SCKET**  
VAP SLIM 30/60/90 | 671



**SCKET**  
C-POL | 672



**SCKET**  
F-POL | 672



**SCKET**  
SQUARE POLE 30/60/90 | 673



**LED**  
SLOTS 45/65 | 675



**LED**  
H-POL 30/60 | 676



**LED**  
H-POL TWIN 30/60 | 677



**LED**  
SLOTBOX 40/70 | 678



**LED**  
FLATT 65/100 | 679



**LED**  
ABRIDOR 60/100 | 681



**LED**  
IPERI 50 | 681



**SCKET**  
QUADRASYL 75 | 682



**LED**  
QUAD POLE | 683



**LED**  
BOOKAT | 683




**LED**  
RASCALI 45/65 | 684



**SCKET**  
MYRA SPOT | 685



**SCKET**  
SITRA 360 | 685



SYNA GARDEN  
1007147



STRAHLER OUTDOOR



**LED**  
SYNA PLANT | 689



**LED**  
SYNA GARDEN | 689



**LED**  
SYNA | 689



**LED**  
FLOODI S | 691



**LED**  
FLOODI M | 691



**LED**  
FLOODI L | 691



**LED**  
GALEN 60 | 692



**LED**  
GALEN 120 | 692



**LED**  
FLAC BEAM® | 693



**SĀCKET**  
SAMRINA | 693



**SĀCKET**  
NAUTILUS 10 | 694



**SĀCKET**  
BIG NAUTILUS | 694



**SĀCKET**  
NAUTILUS 10 | 695



**LED**  
NAUTILUS 10 | 696



**SĀCKET**  
NAUTILUS | 697



**SĀCKET**  
NAUTILUS 10  
SPOT | 697



**LED**  
NAUTILUS 10  
SPOT LED | 697



**LED**  
DASAR®  
PROJECTOR | 698



**LED**  
DASAR® 920 | 698



**LED**  
HELIA SPOT S | 699



**LED**  
HELIA SPOT L | 699



**SĀCKET**  
THEO BRACKET | 701



**LED**  
LED SPIKE | 701



**SĀCKET**  
SITRA 360 SPIKE | 703




**SĀCKET**  
SITRA 360 SPIKE | 703

IN-LINE 44  
1006621

NUMINOS® XS  
1006762

NUMINOS® XS  
1006654







48 V-SYSTEME INDOOR



NIEDERVOLT SYSTEME INDOOR



NOBLO® SPOT  
1007352





1-PHASEN-SYSTEME INDOOR



NEW

**LED**  
NOBLO° SPOT | 501



NEW

**LED**  
NOBLO° SPOT | 501



NEW

**LED**  
NOBLO° SPOT | 503



NEW

**LED**  
NOBLO° SPOT | 503



NEW

**SCKET**  
ASTO TUBE | 505



NEW

**SCKET**  
PANTILO  
ROPE 19 | 505



**LED**  
HELIA 50 TRACK | 507



**LED**  
PANEL TRACK | 507



**LED**  
PANEL TRACK | 507



**SCKET**  
PARA CONE GL | 508



**SCKET**  
PARA CONE GL | 508



**SCKET**  
PARA CONE 14 | 509



**SCKET**  
PARA CONE 14 | 509



**SCKET**  
TONGA° | 511



**SCKET**  
LIGHT EYE° 90 | 511



**SCKET**  
LIGHT EYE° 150 | 511



**SCKET**  
FORCHINI M 40  
TRACK | 512



**SCKET**  
PURI TRACK | 513



**SCKET**  
PURI TRACK | 513



**SCKET**  
PURI TRACK | 515



**SCKET**  
AVO TRACK | 515



**LED**  
ENOLA C TRACK | 516



**LED**  
ENOLA C TRACK | 517



**SCKET**  
ENOLA B TRACK | 517



**SCKET**  
ENOLA B | 517



**SCKET**  
BIMA | 519



**SCKET**  
BIMA | 519



**LED**  
KALU TRACK | 520



**SCKET**  
KALU TRACK | 520



**SCKET**  
EURO SPOT  
TRACK | 521



**SCKET**  
ALTRA DICE  
TRACK | 521

TS V  
1007655







3-PHASEN-SYSTEME INDOOR



**NUMINOS®**  
finden Sie auf den  
Familienseiten  
110-115

LED



**ONE®**  
finden Sie auf den  
Familienseiten  
194-195

LED



TS V | 543



TS V | 543



NOBLO® SPOT | 545



NOBLO® SPOT | 545



NOBLO® SPOT | 547



NOBLO® SPOT | 547



**SCKET**  
PANTILO  
ROPE 19 | 549



**LED**  
SIGHT TRACK | 550



SIGHT TRACK | 550



SIGHT MOVE | 551



SIGHT MOVE | 551



**SCKET**  
PARA CONE GL | 552



**SCKET**  
PARA CONE GL | 552



**SCKET**  
PARA CONE 14 | 553



**SCKET**  
PARA CONE 14 | 553



**SCKET**  
FORCHINI M 40  
TRACK | 554



**LED**  
EURO CUBE | 555



**SCKET**  
EURO SPOT  
TRACK | 555



**SCKET**  
EURO SPOT  
TRACK | 555



**SCKET**  
ALTRA DICE  
TRACK | 556



**SCKET**  
PURI TRACK | 557



**SCKET**  
PURI TRACK  
GLASS | 557



**LED**  
KALU TRACK  
LED | 558



**SCKET**  
KALU TRACK | 558



**SCKET**  
BIMA | 559



**SCKET**  
BIMA | 559



HELIA 50 TRACK | 561




ENOLA C TRACK | 561



**SCKET**  
AVO TRACK | 561


GRAZIA PRO  
FLEXSTRIP  
1007352




PROFILE




GRAZIA 10  
AUFBAUPROFIL | 567



GRAZIA 10  
EINBAUPROFIL | 567




GRAZIA 10 EDGE | 570




GRAZIA 20  
AUFBAUPROFIL | 573



GRAZIA 20  
EINBAUPROFIL | 573



GRAZIA 60  
AUFBAUPROFIL | 577



GRAZIA 60  
EINBAUPROFIL | 577



GRAZIA 10  
ZUBEHÖR | 569



GRAZIA 10 EDGE  
ZUBEHÖR | 571



GRAZIA 20  
ZUBEHÖR | 574-575



GRAZIA 60  
ZUBEHÖR | 578-579

LED-STRIPS



GRAZIA  
FLEXSTRIP LED | 582



GRAZIA PRO  
FLEXSTRIP LED | 583



GRAZIA PRO MAX  
FLEXSTRIP | 585



GRAZIA PRO  
FLEXSTRIP  
TUNABLE WHITE | 587



GRAZIA PRO  
FLEXSTRIP  
RGBW | 589



GRAZIA IP  
FLEXSTRIP | 591



GRAZIA  
FLEXSTRIP LED  
ZUBEHÖR | 582



GRAZIA PRO  
FLEXSTRIP LED  
ZUBEHÖR | 583



GRAZIA PRO  
MAX FLEXSTRIP  
ZUBEHÖR | 585



GRAZIA PRO  
FLEXSTRIP  
TUNABLE WHITE  
ZUBEHÖR | 587



GRAZIA PRO  
FLEXSTRIP RGBW  
ZUBEHÖR | 589

TAHA  
1007380



MEDO® PRO 90  
1007309




ABRIDOR



**LED**  
ABRIDOR 60/100 | 681



**LED**  
ABRIDOR  
SENSOR | 770



**LED**  
ABRIDOR | 770

ADEGAN



**SCKET**  
ADEGAN  
MANILA | 663



**SCKET**  
ADEGAN | 663

AINOS



**LED**  
AINOS | 812-813



**LED**  
AINOS | 813



**LED**  
AINOS | 813

ALPA



**SCKET**  
ALPA MUSHROOM  
45/75 | 665



**SCKET**  
ALPA CONE 100 | 665



ALTRA DICE



**SCKET**

ALTRA DICE | 263



**SCKET**

ALTRA DICE | 263



**SCKET**

ALTRA DICE | 408



**SCKET**

ALTRA DICE  
TRACK | 521



**SCKET**

ALTRA DICE  
TRACK | 556

ANELA



**LED**

ANELA | 261



**LED**

ANELA | 306

ARROCK



**SCKET**

ARROCK  
GRANITE 40/70 | 647



**SCKET**

ARROCK ARC | 648



**LED**

ARROCK  
STONE 50/75 | 649



**SCKET**

ARROCK SLOT | 649

ASTINA



**SCKET**

ASTINA | 261



**SCKET**

ASTINA | 305



ASTINA  
UP/DOWN | 379



**SCKET**

ASTINA | 761



**SCKET**

ASTINA STEEL | 761

ASTO



**SCKET**

ASTO TUBE | 285



**SCKET**

ASTO TUBE | 285



**SCKET**

ASTO TUBE | 285



**SCKET**

ASTO TUBE | 285



NEW

**SCKET**

ASTO TUBE | 347



NEW

**SCKET**

ASTO TUBE | 347



NEW

**SCKET**

ASTO TUBE | 395



NEW

**SCKET**

ASTO TUBE | 397



NEW

**SCKET**

ASTO TUBE | 397



NEW

**SCKET**

ASTO TUBE | 399



NEW

**SCKET**

ASTO TUBE | 397



**SCKET**

ASTO | 415



**SCKET**

ASTO | 415



**SCKET**

ASTO | 415



NEW

**SCKET**

ASTO TUBE | 505

AVO



**SCKET**

AVO | 413



**SCKET**

AVO | 413



**SCKET**

AVO | 413



**SCKET**

AVO | 413



**SCKET**

AVO | 415



**SCKET**

AVO TRACK | 515/561

BIMA



**SCKET**

BIMA | 519



**SCKET**

BIMA | 519



**SCKET**

BIMA | 559



**SCKET**

BIMA | 559





BOOKAT



LED

BOOKAT | 751



LED

BOOKAT | 683

BOX



SCKET

BOX-L | 773



LED

BOX-L | 773



SCKET

BOX UP/DOWN | 773

BRICK



LED

BRICK MESH | 825



LED

BRICK | 825



LED

BRICK | 825



SCKET

BRICK  
DOWNUNDER | 827



LED

BRICK  
DOWNUNDER | 827

BULAN



SCKET

BULAN | 815



SCKET

BULAN GRID | 815

CARISO



LED  
CARISO | 368



LED  
CARISO | 368

CONCRETO



SCKET  
CONCRETO | 627



SCKET  
CONCRETO | 627



LED  
CONCRETO M | 717



LED  
CONCRETO L | 717



SCKET  
CONCRETO | 821



LED  
CONCRETO | 821

CONTONE®



LED  
CONTONE® | 231



LED  
CONTONE® | 231

CUBE



LED  
S-CUBE 35/75 | 607



LED  
R-CUBE 35/70 | 609



LED  
S-CUBE | 791



LED  
R-CUBE | 805



LED  
S-CUBE | 805



DASAR®



**LED**  
DASAR® 600 | 831



**LED**  
DASAR® 1200 | 831



**LED**  
DASAR® S | 833



**LED**  
DASAR® S | 833



**LED**  
DASAR® L | 835



**LED**  
DASAR® L | 835



**LED**  
DASAR® XL | 837



**LED**  
DASAR® XL | 837



**LED**  
DASAR® FLAT 80 | 839



**LED**  
DASAR® FLAT 120 | 839



**LED**  
DASAR® 255 | 839



**LED**  
DASAR® 920 | 840



**LED**  
DASAR® 920 | 840



**LED**  
DASAR® 270 | 841



**LED**  
DASAR® 270 | 841



**SCKET**  
DASAR® 115 | 843



**SCKET**  
DASAR® 115 | 843



**SCKET**  
DASAR® 115 | 843



**SCKET**  
DASAR® EXACT 116 | 845



**SCKET**  
DASAR® EXACT 116 | 845



**SCKET**  
DASAR® 215 | 846



**SCKET**  
DASAR® 215 | 846



**SCKET**  
DASAR® 215 | 847



**LED**  
DASAR® 215 | 847



**LED**  
DASAR® PROJECTOR | 698



**LED**  
DASAR® 920 | 698

DIO FLEX



**SCKET**  
DIO FLEX PLATE | 387



**LED**  
DIO FLEX PLATE | 387



**LED**  
DIO FLEX PLATE | 387

DOLIX



**SCKET**

DOLIX OUT | 235



**SCKET**

DOLIX OUT | 235

DOWNUNDER OUT



**LED**

DOWNUNDER  
OUT | 769



**LED**

DOWNUNDER  
OUT | 769



**LED**

DOWNUNDER  
OUT S | 823



**LED**

DOWNUNDER  
OUT M | 823



**LED**

DOWNUNDER  
OUT L | 823

ENOLA



**SCKET**

ENOLA B | 259



**LED**

ENOLA C | 259



**SCKET**

ENOLA B | 305



**SCKET**

ENOLA | 305



ENOLA B | 379



ENOLA B | 379



**SCKET**

ENOLA B | 407



**SCKET**

ENOLA B | 407



**SCKET**

ENOLA B | 407



**LED**

ENOLA C TRACK | 516



**LED**

ENOLA C TRACK | 517



**SCKET**

ENOLA B TRACK | 517



**SCKET**

ENOLA B | 517



**LED**

ENOLA C TRACK | 561



NEW

**LED**

ENOLA  
OCULUS | 723



NEW

**LED**

ENOLA  
OCULUS | 723



**LED**

ENOLA  
OCULUS S | 725



**LED**

ENOLA  
OCULUS M | 725



LED  
ENOLA  
ROUND L | 725



LED  
ENOLA ROUND S  
UP/DOWN | 727



LED  
ENOLA ROUND M  
UP/DOWN | 727



LED  
ENOLA ROUND L  
UP/DOWN | 727



LED  
ENOLA  
SQUARE S | 729



LED  
ENOLA  
SQUARE M | 729



LED  
ENOLA  
SQUARE L | 729



LED  
ENOLA SQUARE S  
UP/DOWN | 730



LED  
ENOLA SQUARE M  
UP/DOWN | 730



LED  
ENOLA SQUARE L  
UP/DOWN | 730



LED  
ENOLA  
OCULUS | 792



LED  
ENOLA  
ROUND S | 793



LED  
ENOLA  
ROUND M | 793



LED  
ENOLA  
ROUND L | 793



LED  
ENOLA  
SQUARE S | 795



LED  
ENOLA  
SQUARE M | 795



LED  
ENOLA S  
QUARE L | 795

ESKINA



LED  
ESKINA  
FRAME 45/75 | 629



LED  
ESKINA  
FRAME 75 | 629



LED  
ESKINA FRAME  
125/175 | 630



LED  
ESKINA 30/80 | 631



LED  
ESKINA FRAME | 749



LED  
ESKINA FRAME | 749



LED  
ESKINA FRAME | 749



LED  
ESKINA D | 783



LED  
ESKINA FRAME | 791



LED  
ESKINA SPOT  
SENSOR | 807



LED  
ESKINA SPOT | 807

EURO SPOT



**S**CKET

EURO SPOT  
TRACK | 521



**S**CKET

EURO SPOT  
TRACK | 555



**S**CKET

EURO SPOT  
TRACK | 555

FENDA



**S**CKET

FENDA | 266



**S**CKET

FENDA | 296



**S**CKET

FENDA | 447



**S**CKET

FENDA | 447



**S**CKET

FENDA | 447



**S**CKET

FENDA | 448



**S**CKET

FENDA BOW  
BASIS | 448



**S**CKET

FENDA | 380



FENDA | 380



FENDA | 296



FENDA | 296, 448



FENDA | 267, 297, 449



FENDA | 267, 297, 449



FENDA | 267, 297, 449

FITU



**S**CKET

FITU | 295



**S**CKET

FITU | 376



**S**CKET

FITU CUBE | 376



FLATT



LED

FLATT 65/100 | 679



LED

FLATT SENSOR | 760



LED

FLATT | 760

FORCHINI



SCKET

FORCHINI 50 | 312



SCKET

FORCHINI 70 | 312



SCKET

FORCHINI M 40 | 313



SCKET

FORCHINI M 50 | 313



SCKET

FORCHINI M 40  
TRACK | 512



SCKET

FORCHINI M 40  
TRACK | 554

F-POL



SCKET

F-POL | 672



SCKET

F-POL | 778

GLENOS®



LED

GLENOS® | 291



LED

GLENOS® | 291



LED

GLENOS® 60 | 339

GLOO PURE



**SCKET**

GLOO PURE  
27/44/70 | 655



**SCKET**

GLOO PURE | 777

GRAFIT



**SCKET**

GRAFIT 30/60/90 | 635



**SCKET**

GRAFIT 30/60/90 | 637



**SCKET**

GRAFIT | 742



**SCKET**

GRAFIT | 742



**SCKET**

GRAFIT | 743



**SCKET**

GRAFIT | 743

HELIA



**LED**

HELIA  
AMBIENT 35 | 300



**LED**

HELIA  
AMBIENT 35 | 300



**LED**

HELIA 30 | 301



**LED**

HELIA 30 | 301



**LED**

HELIA 40 | 303



**LED**

HELIA 40 | 303



**LED**

HELIA 50 TRACK | 507



**LED**

HELIA 50 TRACK | 561



**LED**

HELIA SPOT S | 699



**LED**

HELIA SPOT L | 699



**LED**

HELIA | 809



**LED**

HELIA | 809





HORN



**LED**  
HORN MINI | 218



**SCKET**  
HORN | 219



**SCKET**  
HORN | 219



**SCKET**  
HORN | 219



**SCKET**  
HORN | 220



**SCKET**  
HORN | 220



**SCKET**  
HORN | 220



**SCKET**  
HORN-T | 221



**LED**  
HORN MAGNA | 221

H-POL



**LED**  
H-POL 30/60 | 676



**LED**  
H-POL TWIN  
30/60 | 677

IPERI



**LED**  
IPERI 50 | 681



**LED**  
IPERI | 780

I-RING



**LED**  
I-RING | 613



**LED**  
I-RING | 714


KADUX



**LED**  
KADUX | 213



**LED**  
KADUX | 213



**LED**  
KADUX | 213



**SCKET**  
KADUX | 214



**SCKET**  
KADUX | 214



**SCKET**  
KADUX | 214



**SCKET**  
KADUX | 215



**SCKET**  
KADUX | 215

KALU



**LED**  
KALU | 403



**LED**  
KALU | 403



**LED**  
KALU | 403



**LED**  
KALU | 403



**SCKET**  
KALU | 405



**SCKET**  
KALU | 405



**SCKET**  
KALU | 405



**SCKET**  
KALU | 405



**LED**  
KALU TRACK | 520



**SCKET**  
KALU TRACK | 520



**LED**  
KALU TRACK  
LED | 558



**SCKET**  
KALU TRACK | 558



KARDAMOD



**SCKET**

KARDAMOD | 265



**SCKET**

KARDAMOD | 265

KARPO



**LED**

KARPO 30 | 232



**LED**

KARPO MAGN | 382



**LED**

KARPO GOOSE | 382



**LED**

KARPO 30 | 383



**LED**

KARPO | 383



**LED**

KARPO 30 | 399



**LED**

KARPO | 452



**LED**

KARPO | 452

LALU®



NEW

**LED**

LALU® | 177



NEW

**LED**

LALU® | 177



NEW

LALU® TETRA 14 | 178



NEW

LALU® TETRA 24 | 178



NEW

LALU® TETRA 36 | 178



NEW

LALU® CONE 15 | 178



NEW

LALU® ELYPSE 15 | 178



NEW

LALU® ELYPSE 22 | 178



NEW

LALU® ELYPSE 33 | 178



NEW

LALU® PLATE 15 | 178



NEW

LALU® PLATE 22 | 178




NEW

**SCKET**  
LALU® | 183

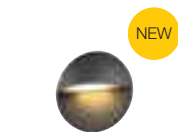
LID




**LED**  
LID I 75 | 611



**LED**  
LID I 45 | 611



**LED**  
LID II | 711



**LED**  
LID II | 711



**LED**  
LID I | 713



**LED**  
LID I | 713

LIGHT EYE



**SCKET**  
LIGHT EYE® 90 | 314



**SCKET**  
LIGHT EYE® 150 | 314



**SCKET**  
LIGHT EYE® 90 | 511



**SCKET**  
LIGHT EYE® 150 | 511

LIPSY



**LED**  
LIPSY® 30 | 423



**LED**  
LIPSY® 40 | 423



**LED**  
LIPSY® 50 | 423



**LED**  
LIPSY® 30 | 425



**LED**  
LIPSY® 40 | 425



**LED**  
LIPSY® 50 | 425



**LED**  
LIPSY® 40 | 426



**LED**  
LIPSY® 50 | 426



LISENNE



**SOCKET**  
LISENNE | 306



**SOCKET**  
LISENNE | 375



**SOCKET**  
LISENNE 40/70 | 662

L-LINE



**LED**  
L-LINE 60 | 341



**LED**  
L-LINE 120 | 341



**LED**  
L-LINE OUT 30 | 650



**LED**  
L-LINE OUT 60 | 651



**LED**  
L-LINE  
OUT 50/80 | 651



**LED**  
L-LINE OUT | 775

LOGS



**LED**  
LOGS IN | 362



**LED**  
LOGS IN | 362



**LED**  
LOGS IN L | 363



**LED**  
LOGS IN L | 363



**LED**  
LOGS 40/70 | 633



**LED**  
LOGS | 775

MAGANDA




**LED**  
MAGANDA | 337



**LED**  
MAGANDA | 453

MEDO® PRO 40  
1006414 (DC)





MANA



LED  
MANA  
BASE | 349, 720



MANA BASE | 349



MANA 40 | 319



MANA 60 | 349



LED  
MANA | 351



MANA | 351



MANA | 351



LED  
MANA | 353



LED  
MANA | 353



MANA | 353



MANA | 353



RUSTY® MANA | 720



RUSTY® MANA | 720



LED  
MANA OUT | 721



LED  
MANA OUT | 721

MEDO



LED  
MEDO® PRO  
30 | 150, 152, 157



LED  
MEDO® PRO  
40 | 150, 152, 157



LED  
MEDO® PRO  
60 | 151, 153, 157



LED  
MEDO® PRO  
90 | 151, 153, 157



LED  
MEDO® 30 | 161



LED  
MEDO® 40 | 161



LED  
MEDO® 60 | 161



LED  
MEDO® 90 | 161



LED  
MEDO® 60 | 165



LED  
MEDO® RING 60 | 167



LED  
MEDO® RING 90 | 167



LED  
MEDO® 30 | 170



LED  
MEDO® 40 | 170



LED  
MEDO® 60 | 170



LED  
MEDO® 30 | 171



LED  
MEDO® 40 | 171



LED  
MEDO® 60 | 171

MERIDIAN



**SOCKET**

MERIDIAN | 746



**SOCKET**

MERIDIAN BOX | 746



**SOCKET**

MERIDIAN BOX  
SENSOR | 747



**SOCKET**

MERIDIAN BOX | 747

MOLAT



**SOCKET**

MOLAT | 661



**SOCKET**

MOLAT | 661



**SOCKET**

MOLAT | 777



**SOCKET**

MOLAT | 799

M-POL



NEW

**LED**

M-POL S | 614



NEW

**LED**

M-POL S | 615



**LED**

M-POL S | 616



**LED**

M-POL S | 617



**LED**

M-POL S | 618



**LED**

M-POL M | 619



**LED**

M-POL M | 620



**LED**

M-POL M | 621



M-POL 30/60/90 | 623





MYRA



**SCKET**

MYRA SPOT | 685



**SCKET**

MYRA  
UP/DOWN | 764



**SCKET**

MYRA | 811

NAUTILUS



**SCKET**

NAUTILUS 10 | 694



**SCKET**

BIG NAUTILUS | 694



**SCKET**

NAUTILUS 10 | 695



**LED**

NAUTILUS 10 | 696



**SCKET**

NAUTILUS | 697



**SCKET**

NAUTILUS 10  
SPOT | 697



**LED**


NAUTILUS 10  
SPOT LED | 697



**SCKET**


NAUTILUS | 785

NEW TRIA®




**LED**

NEW TRIA®  
68 | 134, 135



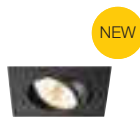
**LED**

NEW TRIA®  
68 | 134, 135



**LED**

NEW TRIA® UNIVERSAL  
68 | 136, 137




**LED**

NEW TRIA® UNIVERSAL  
68 | 136, 137




**LED**

NEW TRIA® 75 | 137



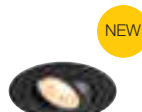
**LED**

NEW TRIA® 68 | 138



**LED**

NEW TRIA® 68 | 138



**LED**

NEW TRIA® 75 | 138



**LED**

NEW TRIA® 75 | 138



**LED**

NEW TRIA® 75 XL | 139



**LED**

NEW TRIA® 75 XL | 139

NEW TRIA®



LED  
NEW TRIA® 45 | 141



LED  
NEW TRIA® 155 | 141



LED  
NEW TRIA® 150 | 145



LED  
NEW TRIA® 150 | 145



LED  
NEW TRIA® 155 | 145



LED  
NEW TRIA® 300 | 145

NOBLO®



LED  
NOBLO® | 401



LED  
NOBLO® | 401



LED  
NOBLO® | 401



LED  
NOBLO® SPOT | 491



LED  
NOBLO® SPOT | 501



LED  
NOBLO® SPOT | 501



LED  
NOBLO® SPOT | 503



LED  
NOBLO® SPOT | 503



LED  
NOBLO® SPOT | 545



LED  
NOBLO® SPOT | 545



LED  
NOBLO® SPOT | 547



LED  
NOBLO® SPOT | 547

NUMINOS®



LED  
NUMINOS® XS | 84



LED  
NUMINOS® S | 84



LED  
NUMINOS® M | 85



LED  
NUMINOS® L | 85



LED  
NUMINOS® XL | 85



LED  
NUMINOS® MOVE  
XS | 86



LED  
NUMINOS® MOVE  
S | 86



LED  
NUMINOS® MOVE  
M | 87



LED  
NUMINOS® MOVE  
L | 87



LED  
NUMINOS® MOVE  
XL | 87



NUMINOS® GIMBLE XS | 88



NUMINOS® GIMBLE S | 88



NUMINOS® GIMBLE M | 89



NUMINOS® GIMBLE L | 89



NUMINOS® GIMBLE XL | 89



NEW



NUMINOS® PROJECTOR XS | 92



NEW



NUMINOS® PROJECTOR S | 92



NEW



NUMINOS® PROJECTOR M | 93



NEW



NUMINOS® PROJECTOR XL | 93



NUMINOS® S | 100



NUMINOS® M | 100



NUMINOS® L | 101



NUMINOS® XL | 101



NUMINOS® S | 104



NUMINOS® M | 104



NUMINOS® L | 105



NUMINOS® XL | 105



NUMINOS® S | 108



NUMINOS® M | 108



NUMINOS® L | 109



NUMINOS® XL | 109



NUMINOS® S | 112



NUMINOS® M | 112



NUMINOS® L | 113



NUMINOS® XL | 113




NUMINOS® ZOOM M | 115



NEW



NUMINOS® 48V XS | 468



NEW



NUMINOS® 48V S | 468



NEW



NUMINOS® 48V XS | 470



NEW



NUMINOS® 48V S | 470

OCCULDAS



LED  
OCCULDAS 14 | 230



LED  
OCCULDAS 23 | 230



LED  
OCCULDAS 13 | 262



LED  
OCCULDAS 23 | 262

OCULUS



LED  
OCULUS | 229



LED  
OCULUS | 258



LED  
OCULUS | 294



NEW

LED  
OCULUS | 355

ONE®



LED  
ONE® 60 | 188



LED  
ONE® 60 | 188



LED  
ONE® 80 | 188



LED  
ONE® 80 | 188



LED  
ONE® DOUBLE | 189



LED  
ONE® TRIPLE | 189



NEW

LED  
ONE® CUBE | 189



NEW

LED  
ONE® CUBE | 189



LED  
ONE® LINEAR 100 | 191



LED  
ONE® LINEAR 140 | 191



LED  
ONE® 40 | 193



LED  
ONE® 60 | 193



LED  
ONE® 40 TRACK | 194



NEW

LED  
ONE® STRAIGHT | 196



NEW

LED  
ONE® BOW | 197



OVALISK



**LED**  
OVALISK 75/100 | 653



**LED**  
OVALISK  
SENSOR | 757



**LED**  
OVALISK | 757



**LED**  
OVALISK | 797

PANEL




**LED**  
LED PANEL | 243



**LED**  
PANEL 60 | 274



**LED**  
PANEL | 275



**LED**  
PANEL 60 | 275



**LED**  
PANEL | 275



**LED**  
PANEL 60 | 289



**LED**  
PANEL TRACK | 507



**LED**  
PANEL TRACK | 507

PANTILO



**SCKET**  
PANTILO  
ROPE 19 | 279



**SCKET**  
PANTILO  
ROPE 20 | 279



**SCKET**  
PANTILO  
ROPE 27 | 279



**SCKET**  
PANTILO  
OVAL | 281




**SCKET**  
PANTILO 20 | 281



**SCKET**  
PANTILO 28 | 281




**SCKET**  
PANTILO  
CONVEX 29/40 | 283



**SCKET**  
PANTILO  
ROPE | 345



**SCKET**  
PANTILO  
ROPE 19 | 393



**SCKET**  
PANTILO  
ROPE 27 | 393



**SCKET**  
PANTILO  
ROPE 19 | 505



**SCKET**  
PANTILO  
ROPE 19 | 549

PARA



**SCKET**

PARA DOME | 318



PARA DOME | 318



PARA DOME | 318



**SCKET**

PARA 380 | 319

PARA CONE



**SCKET**

PARA CONE GL | 309



**SCKET**

PARA CONE 20 | 309



**SCKET**

PARA CONE 30 | 309



**SCKET**

PARA CONE GL | 508



**SCKET**

PARA CONE GL | 508



**SCKET**

PARA CONE 14 | 509



**SCKET**

PARA CONE 14 | 509



**SCKET**

PARA CONE GL | 552



**SCKET**

PARA CONE GL | 552



**SCKET**

PARA CONE 14 | 553



**SCKET**

PARA CONE 14 | 553

PATTA



**LED**

PATTA-I | 244



**LED**

PATTA-I | 244



**LED**

PATTA-I | 245



**LED**

PATTA-I | 245



**LED**

PATTA-F | 246



**LED**

PATTA-F | 247



PEMA



**LED**  
PEMA® | 758



**LED**  
PEMA® | 759



**LED**  
PEMA® | 759



**SCKET**  
PEMA® | 759

PHELIA



**SCKET**  
PHELIA 10 | 310



**SCKET**  
PHELIA 20 | 311



**SCKET**  
PHELIA 25 | 311



**SCKET**  
PHELIA 30 | 311



**SCKET**  
PHELIA | 388



**SCKET**  
PHELIA | 453

PHOTONI



NEW

**SCKET**  
PHOTONI 45/75 | 605



NEW

**SCKET**  
PHOTONI | 709



NEW

**SCKET**  
PHOTONI | 789

PHOTONIA



**SCKET**  
PHOTONIA | 659



**SCKET**  
PHOTONIA | 659



**SCKET**  
PHOTONIA | 777



**SCKET**  
PHOTONIA | 799

PIKA



**SCKET**

PIKA | 228



**SCKET**

PIKA | 228

PLASTRA



**SCKET**

PLASTRA | 233



**SCKET**

PLASTRA | 233



**SCKET**

PLASTRA | 270



**LED**

PLASTRA | 271



**SCKET**

PLASTRA 105 | 271



**SCKET**

PLASTRA 104 | 271



**SCKET**

PLASTRA | 356



**SCKET**

PLASTRA | 356



**SCKET**

PLASTRA | 357



**SCKET**

PLASTRA | 357



**SCKET**

PLASTRA | 359



**LED**

PLASTRA | 359



**LED**

PLASTRA | 359



**SCKET**

PLASTRA | 360



**SCKET**

PLASTRA 101 | 361



**SCKET**

PLASTRA | 361



**SCKET**

PLASTRA 104 | 361

POWER TRAIL-LITE



**LED**

POWER TRAIL-LITE® | 849



**LED**

POWER TRAIL-LITE® | 849





PURI



**SCKET**  
PURI | 411



**SCKET**  
PURI | 411



**SCKET**  
PURI | 411



**SCKET**  
PURI | 411



**SCKET**  
PURI TRACK | 513



**SCKET**  
PURI TRACK | 513



**SCKET**  
PURI TRACK | 515



**SCKET**  
PURI TRACK | 557



**SCKET**  
PURI TRACK  
GLASS | 557

Q-LINE®



**LED**  
Q-LINE® | 253



**LED**  
Q-LINE® | 253



**LED**  
Q-LINE® | 293



**LED**  
Q-LINE® | 293



**LED**  
Q-LINE® | 293



**LED**  
Q-LINE® | 341

QUAD



**LED**  
QUAD FRAME 9 | 240



**LED**  
QUAD FRAME 14 | 364



**LED**  
QUAD FRAME 19 | 364



**LED**  
BIG QUAD | 752



**LED**  
QUAD | 752



**LED**  
QUAD  
UP/DOWN 15 | 753



**LED**  
BIG QUAD  
UP/DOWN | 755



**LED**  
BIG QUAD | 755

QUADRASS



**SCKET**

QUADRASS | 307



**SCKET**

QUADRASS | 375



**LED**

QUADRASS  
SPOT | 375

QUADRASYL



**SCKET**

QUADRASYL 75 | 682



**SCKET**

QUADRASYL | 781

QUADRULO



**LED**

QUADRULO | 639



**LED**

QUADRULO | 744



**SCKET**

QUADRULO  
SENSOR | 745



**SCKET**

QUADRULO | 745



**LED**

QUADRULO | 811

RASCALI



**LED**

RASCALI 45/65 | 684



**LED**

RASCALI | 780



ROCCI



LED

ROCCI | 854



LED

ROCCI | 854



LED

ROCCI 200 | 855



LED

ROCCI 200 | 855

ROTBALL



SCKET

ROTBALL 25 | 317



SCKET

ROTBALL 40 | 317



SCKET

ROTBALL 50 | 317



SCKET

ROTBALL  
25/40/50 | 657

ROX



SCKET

ROX ACRYL  
30/60/90 | 669



SCKET

ROX UP/DOWN | 767



SCKET

ROX | 767



SCKET

ROX | 801



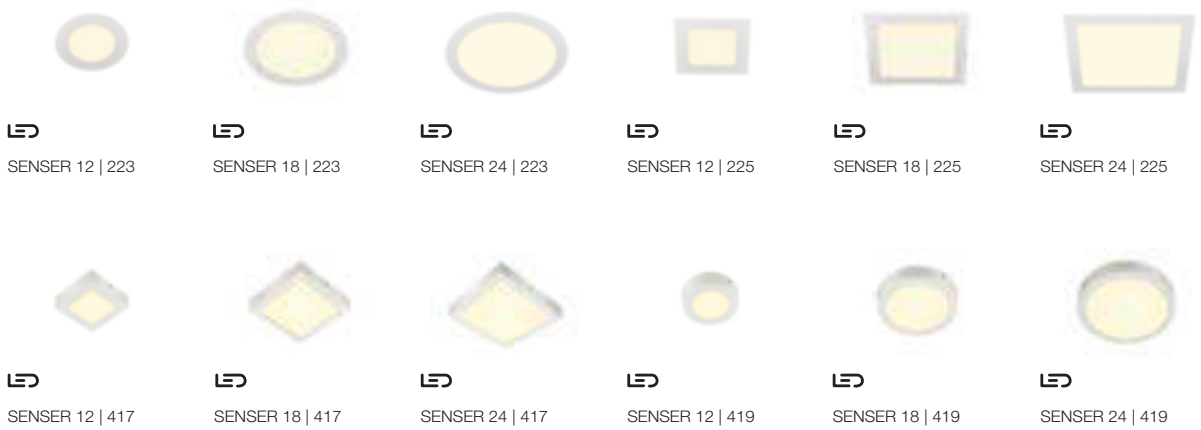
SCKET

ROX | 801

RUSTY®



SENDER



SIGHT





SIMA



LED

SIMA | 420



LED

SIMA | 420



LED

SIMA | 421



LED

SIMA | 421

SITRA



SCKET

SITRA 360 | 685



SCKET

SITRA 360 SPIKE | 703



SCKET

SITRA 360 SPIKE | 703



LED

SITRA S | 739



LED

SITRA S | 739



LED

SITRA M | 741



LED

SITRA L | 741



SCKET

SITRA CUBE | 741



SCKET

SITRA | 801



SCKET

SITRA 360 | 808



LED

SITRA UP/DOWN | 765



SCKET

SITRA UP/DOWN | 765

SLOTS



LED

SLOTS 45/65 | 675



LED

SLOTS | 768

SOLASTO



**SCKET**

SOLASTO | 857



**SCKET**

SOLASTO | 857

SOMNILA



**LED**

SOMNILA SPOT | 384



**LED**

SOMNILA SPOT | 385



**LED**

SOMNILA FLEX | 385



**LED**

SOMNILA FLEX | 385

SQUARE



**SCKET**

SQUARE  
POLE 30/60/90 | 673



**SCKET**

SQUARE | 779



**SCKET**

SQUARE TURN | 781

S-TUBE



**SCKET**

S-TUBE 32/75 | 603



**SCKET**

S-TUBE | 805



SUN



**SCKET**  
SUN / BIG SUN | 315



**SCKET**  
TINY SUN | 443



**SCKET**  
LITTLE SUN | 443

SYNA



**LED**  
SYNA PLANT | 689



**LED**  
SYNA GARDEN | 689



**LED**  
SYNA | 689

THEO



**SCKET**  
THEO UP/DOWN | 377



**SCKET**  
THEO  
PATHLIGHT | 652



**SCKET**  
THEO BRACKET | 701



**SCKET**  
THEO UP/DOWN | 735



**LED**  
BIG THEO BEAM UP/  
FLOOD DOWN | 735



**SCKET**  
BIG THEO  
UP/DOWN | 735



**LED**  
BIG THEO FLOOD  
UP/DOWN | 736



**SCKET**  
THEO | 736



**SCKET**  
BIG THEO | 737



**LED**  
BIG THEO | 737



**LED**  
BIG THEO | 797



**SCKET**  
BIG THEO | 797



**SCKET**  
THEO BRACKET | 808

TRILEDO



**SOCKET**  
TRILEDO | 255



**SOCKET**  
TRILEDO | 255



**SOCKET**  
TRILEDO | 255



**LED**  
TRILEDO | 257



**LED**  
TRILEDO | 257



**LED**  
TRILEDO | 257

TRUKKO



**LED**  
TRUKKO | 330



**LED**  
TRUKKO | 330



NEW

**LED**  
TRUKKO | 331



NEW

**LED**  
TRUKKO 80 | 331



**LED**  
TRUKKO 60 | 332



**LED**  
TRUKKO 90 | 332

UNIVERSAL DOWNLIGHT



NEW

**LED**  
UNIVERSAL  
DOWNLIGHT | 205



NEW

**LED**  
UNIVERSAL  
DOWNLIGHT | 207



NEW

**LED**  
UNIVERSAL  
DOWNLIGHT | 208



NEW

**LED**  
UNIVERSAL  
DOWNLIGHT | 209

VILUA



**LED**  
VILUA S | 763



**LED**  
VILUA L | 763



**LED**  
VILUA | 763





VINOLINA



**LED**  
VINOLINA  
ONE | 437, 597



**LED**  
VINOLINA |  
437,597



**LED**  
VINOLINA  
TWO | 439, 599

WL



**LED**  
WL 149 | 334



**SOCKET**  
WL 149 | 334



**SOCKET**  
WL 106 | 335



**SOCKET**  
WL 106 | 335

WORKLIGHT



**LED**  
WORKLIGHT  
PRO 120 | 287



**LED**  
WORKLIGHT  
PRO 150 | 287



**LED**  
WORKLIGHT  
PRO | 444



**LED**  
WORKLIGHT  
PRO | 444



**LED**  
WORKLIGHT | 445



**LED**  
WORKLIGHT | 445

NUMINOS® GIMBLE  
1005817



Entdecken Sie den  
NUMINOS® Konfigurator  
auf [slv.com](https://www.slv.com)

NUMINOS®  
Downlights (DL)



Die Farben der  
NUMINOS® DL sind  
individuell wählbar



schwarz - schwarz



schwarz - weiß



schwarz - chrom



weiß - schwarz



weiß - weiß



weiß - chrom



NUMINOS® GIMBLE  
355° dreh- und  
60° schwenkbar



NUMINOS® MOVE  
355° dreh- und  
30° schwenkbar



Niederspannungsstecker

**XS** 200mA Leistungsaufnahme: 7W Material: Aluminium / Polycarbonat (PC) **S** 250mA Leistungsaufnahme: 8,6W Material: Aluminium / Polycarbonat (PC)

|       |     |       |         |           |       |         |           |
|-------|-----|-------|---------|-----------|-------|---------|-----------|
| 2700K | 20° | 640lm | 1005499 | 75.00 CHF | 670lm | 1003769 | 79.00 CHF |
|       | 40° | 620lm | 1005502 | 75.00 CHF | 670lm | 1003772 | 79.00 CHF |
|       | 55° | 640lm | 1005505 | 75.00 CHF | 670lm | 1003775 | 79.00 CHF |
| 3000K | 20° | 700lm | 1005517 | 75.00 CHF | 690lm | 1003793 | 79.00 CHF |
|       | 40° | 670lm | 1005520 | 75.00 CHF | 690lm | 1003796 | 79.00 CHF |
|       | 55° | 690lm | 1005523 | 75.00 CHF | 690lm | 1003799 | 79.00 CHF |
| 4000K | 20° | 720lm | 1005535 | 75.00 CHF | 730lm | 1003817 | 79.00 CHF |
|       | 40° | 700lm | 1005538 | 75.00 CHF | 730lm | 1003820 | 79.00 CHF |
|       | 55° | 710lm | 1005541 | 75.00 CHF | 730lm | 1003823 | 79.00 CHF |
| 2700K | 20° | 670lm | 1005500 | 75.00 CHF | 720lm | 1003770 | 79.00 CHF |
|       | 40° | 650lm | 1005503 | 75.00 CHF | 720lm | 1003773 | 79.00 CHF |
|       | 55° | 670lm | 1005506 | 75.00 CHF | 720lm | 1003776 | 79.00 CHF |
| 3000K | 20° | 730lm | 1005518 | 75.00 CHF | 730lm | 1003794 | 79.00 CHF |
|       | 40° | 700lm | 1005521 | 75.00 CHF | 730lm | 1003797 | 79.00 CHF |
|       | 55° | 720lm | 1005524 | 75.00 CHF | 730lm | 1003800 | 79.00 CHF |
| 4000K | 20° | 750lm | 1005536 | 75.00 CHF | 790lm | 1003818 | 79.00 CHF |
|       | 40° | 730lm | 1005539 | 75.00 CHF | 790lm | 1003821 | 79.00 CHF |
|       | 55° | 740lm | 1005542 | 75.00 CHF | 790lm | 1003824 | 79.00 CHF |
| 2700K | 20° | 670lm | 1005501 | 75.00 CHF | 690lm | 1003771 | 79.00 CHF |
|       | 40° | 650lm | 1005504 | 75.00 CHF | 690lm | 1003774 | 79.00 CHF |
|       | 55° | 670lm | 1005507 | 75.00 CHF | 690lm | 1003777 | 79.00 CHF |
| 3000K | 20° | 730lm | 1005519 | 75.00 CHF | 700lm | 1003795 | 79.00 CHF |
|       | 40° | 700lm | 1005522 | 75.00 CHF | 700lm | 1003798 | 79.00 CHF |
|       | 55° | 720lm | 1005525 | 75.00 CHF | 700lm | 1003801 | 79.00 CHF |
| 4000K | 20° | 750lm | 1005537 | 75.00 CHF | 750lm | 1003819 | 79.00 CHF |
|       | 40° | 730lm | 1005540 | 75.00 CHF | 750lm | 1003822 | 79.00 CHF |
|       | 55° | 740lm | 1005543 | 75.00 CHF | 750lm | 1003825 | 79.00 CHF |
| 2700K | 20° | 640lm | 1005508 | 75.00 CHF | 670lm | 1003781 | 79.00 CHF |
|       | 40° | 620lm | 1005511 | 75.00 CHF | 670lm | 1003784 | 79.00 CHF |
|       | 55° | 640lm | 1005514 | 75.00 CHF | 670lm | 1003787 | 79.00 CHF |
| 3000K | 20° | 700lm | 1005526 | 75.00 CHF | 690lm | 1003805 | 79.00 CHF |
|       | 40° | 670lm | 1005529 | 75.00 CHF | 690lm | 1003808 | 79.00 CHF |
|       | 55° | 690lm | 1005532 | 75.00 CHF | 690lm | 1003811 | 79.00 CHF |
| 4000K | 20° | 720lm | 1005544 | 75.00 CHF | 730lm | 1003829 | 79.00 CHF |
|       | 40° | 700lm | 1005547 | 75.00 CHF | 730lm | 1003832 | 79.00 CHF |
|       | 55° | 710lm | 1005550 | 75.00 CHF | 730lm | 1003835 | 79.00 CHF |
| 2700K | 20° | 670lm | 1005509 | 75.00 CHF | 720lm | 1003782 | 79.00 CHF |
|       | 40° | 650lm | 1005512 | 75.00 CHF | 720lm | 1003785 | 79.00 CHF |
|       | 55° | 670lm | 1005515 | 75.00 CHF | 720lm | 1003788 | 79.00 CHF |
| 3000K | 20° | 730lm | 1005527 | 75.00 CHF | 730lm | 1003806 | 79.00 CHF |
|       | 40° | 700lm | 1005530 | 75.00 CHF | 730lm | 1003809 | 79.00 CHF |
|       | 55° | 720lm | 1005533 | 75.00 CHF | 730lm | 1003812 | 79.00 CHF |
| 4000K | 20° | 750lm | 1005545 | 75.00 CHF | 790lm | 1003830 | 79.00 CHF |
|       | 40° | 730lm | 1005548 | 75.00 CHF | 790lm | 1003833 | 79.00 CHF |
|       | 55° | 740lm | 1005551 | 75.00 CHF | 790lm | 1003836 | 79.00 CHF |
| 2700K | 20° | 670lm | 1005510 | 75.00 CHF | 690lm | 1003783 | 79.00 CHF |
|       | 40° | 650lm | 1005513 | 75.00 CHF | 690lm | 1003786 | 79.00 CHF |
|       | 55° | 670lm | 1005516 | 75.00 CHF | 690lm | 1003789 | 79.00 CHF |
| 3000K | 20° | 730lm | 1005528 | 75.00 CHF | 700lm | 1003807 | 79.00 CHF |
|       | 40° | 700lm | 1005531 | 75.00 CHF | 700lm | 1003810 | 79.00 CHF |
|       | 55° | 720lm | 1005534 | 75.00 CHF | 700lm | 1003813 | 79.00 CHF |
| 4000K | 20° | 750lm | 1005546 | 75.00 CHF | 750lm | 1003831 | 79.00 CHF |
|       | 40° | 730lm | 1005549 | 75.00 CHF | 750lm | 1003834 | 79.00 CHF |
|       | 55° | 740lm | 1005552 | 75.00 CHF | 750lm | 1003837 | 79.00 CHF |



|   |   |   |
|---|---|---|
| <b>M</b> 500mA<br>Leistungsaufnahme: 17,5W<br>Material: Aluminium / Polycarbonat (PC) | <b>L</b> 700mA<br>Leistungsaufnahme: 25,4W<br>Material: Aluminium / Polycarbonat (PC) | <b>XL</b> 1050mA<br>Leistungsaufnahme: 37,4W<br>Material: Aluminium / Polycarbonat (PC) |
|---|---|---|

|  |       |     |        |         |           |        |         |            |        |         |            |
|--|-------|-----|--------|---------|-----------|--------|---------|------------|--------|---------|------------|
|  | 2700K | 20° | 1460lm | 1003841 | 99.00 CHF | 2150lm | 1003913 | 125.00 CHF | 3300lm | 1003985 | 155.00 CHF |
|  |       | 40° | 1460lm | 1003844 | 99.00 CHF | 2150lm | 1003916 | 125.00 CHF | 3300lm | 1003988 | 155.00 CHF |
|  |       | 55° | 1460lm | 1003847 | 99.00 CHF | 2150lm | 1003919 | 125.00 CHF | 3300lm | 1003991 | 155.00 CHF |
|  | 3000K | 20° | 1500lm | 1003865 | 99.00 CHF | 2150lm | 1003937 | 125.00 CHF | 3300lm | 1004009 | 155.00 CHF |
|  |       | 40° | 1500lm | 1003868 | 99.00 CHF | 2150lm | 1003940 | 125.00 CHF | 3300lm | 1004012 | 155.00 CHF |
|  |       | 55° | 1500lm | 1003871 | 99.00 CHF | 2150lm | 1003943 | 125.00 CHF | 3300lm | 1004015 | 155.00 CHF |
|  | 4000K | 20° | 1600lm | 1003889 | 99.00 CHF | 2350lm | 1003961 | 125.00 CHF | 3600lm | 1004033 | 155.00 CHF |
|  |       | 40° | 1600lm | 1003892 | 99.00 CHF | 2350lm | 1003964 | 125.00 CHF | 3600lm | 1004036 | 155.00 CHF |
|  |       | 55° | 1600lm | 1003895 | 99.00 CHF | 2350lm | 1003967 | 125.00 CHF | 3600lm | 1004039 | 155.00 CHF |
|  | 2700K | 20° | 1600lm | 1003842 | 99.00 CHF | 2250lm | 1003914 | 125.00 CHF | 3500lm | 1003986 | 155.00 CHF |
|  |       | 40° | 1600lm | 1003845 | 99.00 CHF | 2250lm | 1003917 | 125.00 CHF | 3500lm | 1003989 | 155.00 CHF |
|  |       | 55° | 1600lm | 1003848 | 99.00 CHF | 2250lm | 1003920 | 125.00 CHF | 3500lm | 1003992 | 155.00 CHF |
|  | 3000K | 20° | 1600lm | 1003866 | 99.00 CHF | 2300lm | 1003938 | 125.00 CHF | 3550lm | 1004010 | 155.00 CHF |
|  |       | 40° | 1600lm | 1003869 | 99.00 CHF | 2300lm | 1003941 | 125.00 CHF | 3550lm | 1004013 | 155.00 CHF |
|  |       | 55° | 1600lm | 1003872 | 99.00 CHF | 2300lm | 1003944 | 125.00 CHF | 3550lm | 1004016 | 155.00 CHF |
|  | 4000K | 20° | 1750lm | 1003890 | 99.00 CHF | 2450lm | 1003962 | 125.00 CHF | 3800lm | 1004034 | 155.00 CHF |
|  |       | 40° | 1750lm | 1003893 | 99.00 CHF | 2450lm | 1003965 | 125.00 CHF | 3800lm | 1004037 | 155.00 CHF |
|  |       | 55° | 1750lm | 1003896 | 99.00 CHF | 2450lm | 1003968 | 125.00 CHF | 3800lm | 1004040 | 155.00 CHF |
|  | 2700K | 20° | 1550lm | 1003843 | 99.00 CHF | 2150lm | 1003915 | 125.00 CHF | 3400lm | 1003987 | 155.00 CHF |
|  |       | 40° | 1550lm | 1003846 | 99.00 CHF | 2150lm | 1003918 | 125.00 CHF | 3400lm | 1003990 | 155.00 CHF |
|  |       | 55° | 1550lm | 1003849 | 99.00 CHF | 2150lm | 1003921 | 125.00 CHF | 3400lm | 1003993 | 155.00 CHF |
|  | 3000K | 20° | 1550lm | 1003867 | 99.00 CHF | 2200lm | 1003939 | 125.00 CHF | 3500lm | 1004011 | 155.00 CHF |
|  |       | 40° | 1550lm | 1003870 | 99.00 CHF | 2200lm | 1003942 | 125.00 CHF | 3500lm | 1004014 | 155.00 CHF |
|  |       | 55° | 1550lm | 1003873 | 99.00 CHF | 2200lm | 1003945 | 125.00 CHF | 3500lm | 1004017 | 155.00 CHF |
|  | 4000K | 20° | 1660lm | 1003891 | 99.00 CHF | 2350lm | 1003963 | 125.00 CHF | 3750lm | 1004035 | 155.00 CHF |
|  |       | 40° | 1660lm | 1003894 | 99.00 CHF | 2350lm | 1003966 | 125.00 CHF | 3750lm | 1004038 | 155.00 CHF |
|  |       | 55° | 1660lm | 1003897 | 99.00 CHF | 2350lm | 1003969 | 125.00 CHF | 3750lm | 1004041 | 155.00 CHF |
|  | 2700K | 20° | 1460lm | 1003853 | 99.00 CHF | 2150lm | 1003925 | 125.00 CHF | 3300lm | 1003997 | 155.00 CHF |
|  |       | 40° | 1460lm | 1003856 | 99.00 CHF | 2150lm | 1003928 | 125.00 CHF | 3300lm | 1004000 | 155.00 CHF |
|  |       | 55° | 1460lm | 1003859 | 99.00 CHF | 2150lm | 1003931 | 125.00 CHF | 3300lm | 1004003 | 155.00 CHF |
|  | 3000K | 20° | 1500lm | 1003877 | 99.00 CHF | 2150lm | 1003949 | 125.00 CHF | 3300lm | 1004021 | 155.00 CHF |
|  |       | 40° | 1500lm | 1003880 | 99.00 CHF | 2150lm | 1003952 | 125.00 CHF | 3300lm | 1004024 | 155.00 CHF |
|  |       | 55° | 1500lm | 1003883 | 99.00 CHF | 2150lm | 1003955 | 125.00 CHF | 3300lm | 1004027 | 155.00 CHF |
|  | 4000K | 20° | 1600lm | 1003901 | 99.00 CHF | 2350lm | 1003973 | 125.00 CHF | 3600lm | 1004045 | 155.00 CHF |
|  |       | 40° | 1600lm | 1003904 | 99.00 CHF | 2350lm | 1003976 | 125.00 CHF | 3600lm | 1004048 | 155.00 CHF |
|  |       | 55° | 1600lm | 1003907 | 99.00 CHF | 2350lm | 1003979 | 125.00 CHF | 3600lm | 1004051 | 155.00 CHF |
|  | 2700K | 20° | 1600lm | 1003854 | 99.00 CHF | 2250lm | 1003926 | 125.00 CHF | 3500lm | 1003998 | 155.00 CHF |
|  |       | 40° | 1600lm | 1003857 | 99.00 CHF | 2250lm | 1003929 | 125.00 CHF | 3500lm | 1004001 | 155.00 CHF |
|  |       | 55° | 1600lm | 1003860 | 99.00 CHF | 2250lm | 1003932 | 125.00 CHF | 3500lm | 1004004 | 155.00 CHF |
|  | 3000K | 20° | 1600lm | 1003878 | 99.00 CHF | 2300lm | 1003950 | 125.00 CHF | 3550lm | 1004022 | 155.00 CHF |
|  |       | 40° | 1600lm | 1003881 | 99.00 CHF | 2300lm | 1003953 | 125.00 CHF | 3550lm | 1004025 | 155.00 CHF |
|  |       | 55° | 1600lm | 1003884 | 99.00 CHF | 2300lm | 1003956 | 125.00 CHF | 3550lm | 1004028 | 155.00 CHF |
|  | 4000K | 20° | 1750lm | 1003902 | 99.00 CHF | 2450lm | 1003974 | 125.00 CHF | 3800lm | 1004046 | 155.00 CHF |
|  |       | 40° | 1750lm | 1003905 | 99.00 CHF | 2450lm | 1003977 | 125.00 CHF | 3800lm | 1004049 | 155.00 CHF |
|  |       | 55° | 1750lm | 1003908 | 99.00 CHF | 2450lm | 1003980 | 125.00 CHF | 3800lm | 1004052 | 155.00 CHF |
|  | 2700K | 20° | 1550lm | 1003855 | 99.00 CHF | 2150lm | 1003927 | 125.00 CHF | 3400lm | 1003999 | 155.00 CHF |
|  |       | 40° | 1550lm | 1003858 | 99.00 CHF | 2150lm | 1003930 | 125.00 CHF | 3400lm | 1004002 | 155.00 CHF |
|  |       | 55° | 1550lm | 1003861 | 99.00 CHF | 2150lm | 1003933 | 125.00 CHF | 3400lm | 1004005 | 155.00 CHF |
|  | 3000K | 20° | 1550lm | 1003879 | 99.00 CHF | 2200lm | 1003951 | 125.00 CHF | 3500lm | 1004023 | 155.00 CHF |
|  |       | 40° | 1550lm | 1003882 | 99.00 CHF | 2200lm | 1003954 | 125.00 CHF | 3500lm | 1004026 | 155.00 CHF |
|  |       | 55° | 1550lm | 1003885 | 99.00 CHF | 2200lm | 1003957 | 125.00 CHF | 3500lm | 1004029 | 155.00 CHF |
|  | 4000K | 20° | 1660lm | 1003903 | 99.00 CHF | 2350lm | 1003975 | 125.00 CHF | 3750lm | 1004047 | 155.00 CHF |
|  |       | 40° | 1660lm | 1003906 | 99.00 CHF | 2350lm | 1003978 | 125.00 CHF | 3750lm | 1004050 | 155.00 CHF |
|  |       | 55° | 1660lm | 1003909 | 99.00 CHF | 2350lm | 1003981 | 125.00 CHF | 3750lm | 1004053 | 155.00 CHF |



IP20

IK02

L80B50

355°

30°

10

Niederspannungsstecker

**XS**

200mA  
Leistungsaufnahme: 7W  
Material: Aluminium / Polycarbonat (PC)

**S**

250mA  
Leistungsaufnahme: 8,6W  
Material: Aluminium / Polycarbonat (PC)

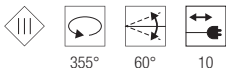
|       |     |       |         |            |       |         |            |
|-------|-----|-------|---------|------------|-------|---------|------------|
| 2700K | 20° | 640lm | 1005553 | 109.00 CHF | 670lm | 1005319 | 117.00 CHF |
|       | 40° | 620lm | 1005556 | 109.00 CHF | 670lm | 1005322 | 117.00 CHF |
|       | 55° | 640lm | 1005559 | 109.00 CHF | 670lm | 1005325 | 117.00 CHF |
| 3000K | 20° | 700lm | 1005571 | 109.00 CHF | 690lm | 1005337 | 117.00 CHF |
|       | 40° | 670lm | 1005574 | 109.00 CHF | 690lm | 1005340 | 117.00 CHF |
|       | 55° | 690lm | 1005577 | 109.00 CHF | 690lm | 1005343 | 117.00 CHF |
| 4000K | 20° | 720lm | 1005589 | 109.00 CHF | 730lm | 1005355 | 117.00 CHF |
|       | 40° | 700lm | 1005592 | 109.00 CHF | 730lm | 1005358 | 117.00 CHF |
|       | 55° | 710lm | 1005595 | 109.00 CHF | 730lm | 1005361 | 117.00 CHF |
| 2700K | 20° | 670lm | 1005554 | 109.00 CHF | 720lm | 1005320 | 117.00 CHF |
|       | 40° | 650lm | 1005557 | 109.00 CHF | 720lm | 1005323 | 117.00 CHF |
|       | 55° | 670lm | 1005560 | 109.00 CHF | 720lm | 1005326 | 117.00 CHF |
| 3000K | 20° | 730lm | 1005572 | 109.00 CHF | 730lm | 1005338 | 117.00 CHF |
|       | 40° | 700lm | 1005575 | 109.00 CHF | 730lm | 1005341 | 117.00 CHF |
|       | 55° | 720lm | 1005578 | 109.00 CHF | 730lm | 1005344 | 117.00 CHF |
| 4000K | 20° | 750lm | 1005590 | 109.00 CHF | 790lm | 1005356 | 117.00 CHF |
|       | 40° | 730lm | 1005593 | 109.00 CHF | 790lm | 1005359 | 117.00 CHF |
|       | 55° | 740lm | 1005596 | 109.00 CHF | 790lm | 1005362 | 117.00 CHF |
| 2700K | 20° | 670lm | 1005555 | 109.00 CHF | 690lm | 1005321 | 117.00 CHF |
|       | 40° | 650lm | 1005558 | 109.00 CHF | 690lm | 1005324 | 117.00 CHF |
|       | 55° | 670lm | 1005561 | 109.00 CHF | 690lm | 1005327 | 117.00 CHF |
| 3000K | 20° | 730lm | 1005573 | 109.00 CHF | 700lm | 1005339 | 117.00 CHF |
|       | 40° | 700lm | 1005576 | 109.00 CHF | 700lm | 1005342 | 117.00 CHF |
|       | 55° | 720lm | 1005579 | 109.00 CHF | 700lm | 1005345 | 117.00 CHF |
| 4000K | 20° | 750lm | 1005591 | 109.00 CHF | 750lm | 1005357 | 117.00 CHF |
|       | 40° | 730lm | 1005594 | 109.00 CHF | 750lm | 1005360 | 117.00 CHF |
|       | 55° | 740lm | 1005597 | 109.00 CHF | 750lm | 1005363 | 117.00 CHF |
| 2700K | 20° | 640lm | 1005562 | 109.00 CHF | 670lm | 1005328 | 117.00 CHF |
|       | 40° | 620lm | 1005565 | 109.00 CHF | 670lm | 1005331 | 117.00 CHF |
|       | 55° | 640lm | 1005568 | 109.00 CHF | 670lm | 1005334 | 117.00 CHF |
| 3000K | 20° | 700lm | 1005580 | 109.00 CHF | 690lm | 1005346 | 117.00 CHF |
|       | 40° | 670lm | 1005583 | 109.00 CHF | 690lm | 1005349 | 117.00 CHF |
|       | 55° | 690lm | 1005586 | 109.00 CHF | 690lm | 1005352 | 117.00 CHF |
| 4000K | 20° | 720lm | 1005598 | 109.00 CHF | 730lm | 1005364 | 117.00 CHF |
|       | 40° | 700lm | 1005603 | 109.00 CHF | 730lm | 1005367 | 117.00 CHF |
|       | 55° | 710lm | 1005606 | 109.00 CHF | 730lm | 1005370 | 117.00 CHF |
| 2700K | 20° | 670lm | 1005563 | 109.00 CHF | 720lm | 1005329 | 117.00 CHF |
|       | 40° | 650lm | 1005566 | 109.00 CHF | 720lm | 1005332 | 117.00 CHF |
|       | 55° | 670lm | 1005569 | 109.00 CHF | 720lm | 1005335 | 117.00 CHF |
| 3000K | 20° | 730lm | 1005581 | 109.00 CHF | 730lm | 1005347 | 117.00 CHF |
|       | 40° | 700lm | 1005584 | 109.00 CHF | 730lm | 1005350 | 117.00 CHF |
|       | 55° | 720lm | 1005587 | 109.00 CHF | 730lm | 1005353 | 117.00 CHF |
| 4000K | 20° | 750lm | 1005599 | 109.00 CHF | 790lm | 1005365 | 117.00 CHF |
|       | 40° | 730lm | 1005604 | 109.00 CHF | 790lm | 1005368 | 117.00 CHF |
|       | 55° | 740lm | 1005607 | 109.00 CHF | 790lm | 1005371 | 117.00 CHF |
| 2700K | 20° | 670lm | 1005564 | 109.00 CHF | 690lm | 1005330 | 117.00 CHF |
|       | 40° | 650lm | 1005567 | 109.00 CHF | 690lm | 1005333 | 117.00 CHF |
|       | 55° | 670lm | 1005570 | 109.00 CHF | 690lm | 1005336 | 117.00 CHF |
| 3000K | 20° | 730lm | 1005582 | 109.00 CHF | 700lm | 1005348 | 117.00 CHF |
|       | 40° | 700lm | 1005585 | 109.00 CHF | 700lm | 1005351 | 117.00 CHF |
|       | 55° | 720lm | 1005588 | 109.00 CHF | 700lm | 1005354 | 117.00 CHF |
| 4000K | 20° | 750lm | 1005600 | 109.00 CHF | 750lm | 1005366 | 117.00 CHF |
|       | 40° | 730lm | 1005605 | 109.00 CHF | 750lm | 1005369 | 117.00 CHF |
|       | 55° | 740lm | 1005608 | 109.00 CHF | 750lm | 1005372 | 117.00 CHF |



**M** 500mA Leistungsaufnahme: 17,5W Material: Aluminium / Polycarbonat (PC)      **L** 700mA Leistungsaufnahme: 25,4W Material: Aluminium / Polycarbonat (PC)      **XL** 1050mA Leistungsaufnahme: 37,4W Material: Aluminium / Polycarbonat (PC)

|  |       |     |        |         |            |        |         |            |        |         |            |
|--|-------|-----|--------|---------|------------|--------|---------|------------|--------|---------|------------|
|  | 2700K | 20° | 1460lm | 1003553 | 115.00 CHF | 2150lm | 1003625 | 135.00 CHF | 3300lm | 1003697 | 175.00 CHF |
|  |       | 40° | 1460lm | 1003556 | 115.00 CHF | 2150lm | 1003628 | 135.00 CHF | 3300lm | 1003700 | 175.00 CHF |
|  |       | 55° | 1460lm | 1003559 | 115.00 CHF | 2150lm | 1003631 | 135.00 CHF | 3300lm | 1003703 | 175.00 CHF |
|  | 3000K | 20° | 1500lm | 1003577 | 115.00 CHF | 2150lm | 1003649 | 135.00 CHF | 3300lm | 1003721 | 175.00 CHF |
|  |       | 40° | 1500lm | 1003580 | 115.00 CHF | 2150lm | 1003652 | 135.00 CHF | 3300lm | 1003724 | 175.00 CHF |
|  |       | 55° | 1500lm | 1003583 | 115.00 CHF | 2150lm | 1003655 | 135.00 CHF | 3300lm | 1003727 | 175.00 CHF |
|  | 4000K | 20° | 1600lm | 1003601 | 115.00 CHF | 2350lm | 1003673 | 135.00 CHF | 3600lm | 1003745 | 175.00 CHF |
|  |       | 40° | 1600lm | 1003604 | 115.00 CHF | 2350lm | 1003676 | 135.00 CHF | 3600lm | 1003748 | 175.00 CHF |
|  |       | 55° | 1600lm | 1003607 | 115.00 CHF | 2350lm | 1003679 | 135.00 CHF | 3600lm | 1003751 | 175.00 CHF |
|  | 2700K | 20° | 1600lm | 1003554 | 115.00 CHF | 2250lm | 1003626 | 135.00 CHF | 3500lm | 1003698 | 175.00 CHF |
|  |       | 40° | 1600lm | 1003557 | 115.00 CHF | 2250lm | 1003629 | 135.00 CHF | 3500lm | 1003701 | 175.00 CHF |
|  |       | 55° | 1600lm | 1003560 | 115.00 CHF | 2250lm | 1003632 | 135.00 CHF | 3500lm | 1003704 | 175.00 CHF |
|  | 3000K | 20° | 1600lm | 1003578 | 115.00 CHF | 2300lm | 1003650 | 135.00 CHF | 3550lm | 1003722 | 175.00 CHF |
|  |       | 40° | 1600lm | 1003581 | 115.00 CHF | 2300lm | 1003653 | 135.00 CHF | 3550lm | 1003725 | 175.00 CHF |
|  |       | 55° | 1600lm | 1003584 | 115.00 CHF | 2300lm | 1003656 | 135.00 CHF | 3550lm | 1003728 | 175.00 CHF |
|  | 4000K | 20° | 1750lm | 1003602 | 115.00 CHF | 2450lm | 1003674 | 135.00 CHF | 3800lm | 1003746 | 175.00 CHF |
|  |       | 40° | 1750lm | 1003605 | 115.00 CHF | 2450lm | 1003677 | 135.00 CHF | 3800lm | 1003749 | 175.00 CHF |
|  |       | 55° | 1750lm | 1003608 | 115.00 CHF | 2450lm | 1003680 | 135.00 CHF | 3800lm | 1003752 | 175.00 CHF |
|  | 2700K | 20° | 1550lm | 1003555 | 115.00 CHF | 2150lm | 1003627 | 135.00 CHF | 3400lm | 1003699 | 175.00 CHF |
|  |       | 40° | 1550lm | 1003558 | 115.00 CHF | 2150lm | 1003630 | 135.00 CHF | 3400lm | 1003702 | 175.00 CHF |
|  |       | 55° | 1550lm | 1003561 | 115.00 CHF | 2150lm | 1003633 | 135.00 CHF | 3400lm | 1003705 | 175.00 CHF |
|  | 3000K | 20° | 1550lm | 1003579 | 115.00 CHF | 2200lm | 1003651 | 135.00 CHF | 3500lm | 1003723 | 175.00 CHF |
|  |       | 40° | 1550lm | 1003582 | 115.00 CHF | 2200lm | 1003654 | 135.00 CHF | 3500lm | 1003726 | 175.00 CHF |
|  |       | 55° | 1550lm | 1003585 | 115.00 CHF | 2200lm | 1003657 | 135.00 CHF | 3500lm | 1003729 | 175.00 CHF |
|  | 4000K | 20° | 1660lm | 1003603 | 115.00 CHF | 2350lm | 1003675 | 135.00 CHF | 3750lm | 1003747 | 175.00 CHF |
|  |       | 40° | 1660lm | 1003606 | 115.00 CHF | 2350lm | 1003678 | 135.00 CHF | 3750lm | 1003750 | 175.00 CHF |
|  |       | 55° | 1660lm | 1003609 | 115.00 CHF | 2350lm | 1003681 | 135.00 CHF | 3750lm | 1003753 | 175.00 CHF |
|  | 2700K | 20° | 1460lm | 1003565 | 115.00 CHF | 2150lm | 1003637 | 135.00 CHF | 3300lm | 1003709 | 175.00 CHF |
|  |       | 40° | 1460lm | 1003568 | 115.00 CHF | 2150lm | 1003640 | 135.00 CHF | 3300lm | 1003712 | 175.00 CHF |
|  |       | 55° | 1460lm | 1003571 | 115.00 CHF | 2150lm | 1003643 | 135.00 CHF | 3300lm | 1003715 | 175.00 CHF |
|  | 3000K | 20° | 1500lm | 1003589 | 115.00 CHF | 2150lm | 1003661 | 135.00 CHF | 3300lm | 1003733 | 175.00 CHF |
|  |       | 40° | 1500lm | 1003592 | 115.00 CHF | 2150lm | 1003664 | 135.00 CHF | 3300lm | 1003736 | 175.00 CHF |
|  |       | 55° | 1500lm | 1003595 | 115.00 CHF | 2150lm | 1003667 | 135.00 CHF | 3300lm | 1003739 | 175.00 CHF |
|  | 4000K | 20° | 1600lm | 1003613 | 115.00 CHF | 2350lm | 1003685 | 135.00 CHF | 3600lm | 1003757 | 175.00 CHF |
|  |       | 40° | 1600lm | 1003616 | 115.00 CHF | 2350lm | 1003688 | 135.00 CHF | 3600lm | 1003760 | 175.00 CHF |
|  |       | 55° | 1600lm | 1003619 | 115.00 CHF | 2350lm | 1003691 | 135.00 CHF | 3600lm | 1003763 | 175.00 CHF |
|  | 2700K | 20° | 1600lm | 1003566 | 115.00 CHF | 2250lm | 1003638 | 135.00 CHF | 3500lm | 1003710 | 175.00 CHF |
|  |       | 40° | 1600lm | 1003569 | 115.00 CHF | 2250lm | 1003641 | 135.00 CHF | 3500lm | 1003713 | 175.00 CHF |
|  |       | 55° | 1600lm | 1003572 | 115.00 CHF | 2250lm | 1003644 | 135.00 CHF | 3500lm | 1003716 | 175.00 CHF |
|  | 3000K | 20° | 1600lm | 1003590 | 115.00 CHF | 2300lm | 1003662 | 135.00 CHF | 3550lm | 1003734 | 175.00 CHF |
|  |       | 40° | 1600lm | 1003593 | 115.00 CHF | 2300lm | 1003665 | 135.00 CHF | 3550lm | 1003737 | 175.00 CHF |
|  |       | 55° | 1600lm | 1003596 | 115.00 CHF | 2300lm | 1003668 | 135.00 CHF | 3550lm | 1003740 | 175.00 CHF |
|  | 4000K | 20° | 1750lm | 1003614 | 115.00 CHF | 2450lm | 1003686 | 135.00 CHF | 3800lm | 1003758 | 175.00 CHF |
|  |       | 40° | 1750lm | 1003617 | 115.00 CHF | 2450lm | 1003689 | 135.00 CHF | 3800lm | 1003761 | 175.00 CHF |
|  |       | 55° | 1750lm | 1003620 | 115.00 CHF | 2450lm | 1003692 | 135.00 CHF | 3800lm | 1003764 | 175.00 CHF |
|  | 2700K | 20° | 1550lm | 1003567 | 115.00 CHF | 2150lm | 1003639 | 135.00 CHF | 3400lm | 1003711 | 175.00 CHF |
|  |       | 40° | 1550lm | 1003570 | 115.00 CHF | 2150lm | 1003642 | 135.00 CHF | 3400lm | 1003714 | 175.00 CHF |
|  |       | 55° | 1550lm | 1003573 | 115.00 CHF | 2150lm | 1003645 | 135.00 CHF | 3400lm | 1003717 | 175.00 CHF |
|  | 3000K | 20° | 1550lm | 1003591 | 115.00 CHF | 2200lm | 1003663 | 135.00 CHF | 3500lm | 1003735 | 175.00 CHF |
|  |       | 40° | 1550lm | 1003594 | 115.00 CHF | 2200lm | 1003666 | 135.00 CHF | 3500lm | 1003738 | 175.00 CHF |
|  |       | 55° | 1550lm | 1003597 | 115.00 CHF | 2200lm | 1003669 | 135.00 CHF | 3500lm | 1003741 | 175.00 CHF |
|  | 4000K | 20° | 1660lm | 1003615 | 115.00 CHF | 2350lm | 1003687 | 135.00 CHF | 3750lm | 1003759 | 175.00 CHF |
|  |       | 40° | 1660lm | 1003618 | 115.00 CHF | 2350lm | 1003690 | 135.00 CHF | 3750lm | 1003762 | 175.00 CHF |
|  |       | 55° | 1660lm | 1003621 | 115.00 CHF | 2350lm | 1003693 | 135.00 CHF | 3750lm | 1003765 | 175.00 CHF |

# NUMINOS® GIMBLE DL



Niederspannungsstecker

**XS**

200mA  
Leistungsaufnahme: 7W  
Material: Aluminium / Polycarbonat (PC)

**S**

250mA  
Leistungsaufnahme: 8,6W  
Material: Aluminium / Polycarbonat (PC)

|       |     |       |                |                   |       |                |                   |
|-------|-----|-------|----------------|-------------------|-------|----------------|-------------------|
| 2700K | 20° | 640lm | <b>1005813</b> | <b>117.00 CHF</b> | 670lm | <b>1005867</b> | <b>125.00 CHF</b> |
|       | 40° | 620lm | <b>1005816</b> | <b>117.00 CHF</b> | 670lm | <b>1005870</b> | <b>125.00 CHF</b> |
|       | 55° | 640lm | <b>1005819</b> | <b>117.00 CHF</b> | 670lm | <b>1005873</b> | <b>125.00 CHF</b> |
| 3000K | 20° | 700lm | <b>1005831</b> | <b>117.00 CHF</b> | 690lm | <b>1005885</b> | <b>125.00 CHF</b> |
|       | 40° | 670lm | <b>1005834</b> | <b>117.00 CHF</b> | 690lm | <b>1005888</b> | <b>125.00 CHF</b> |
|       | 55° | 690lm | <b>1005837</b> | <b>117.00 CHF</b> | 690lm | <b>1005891</b> | <b>125.00 CHF</b> |
| 4000K | 20° | 720lm | <b>1005849</b> | <b>117.00 CHF</b> | 730lm | <b>1005903</b> | <b>125.00 CHF</b> |
|       | 40° | 700lm | <b>1005852</b> | <b>117.00 CHF</b> | 730lm | <b>1005906</b> | <b>125.00 CHF</b> |
|       | 55° | 710lm | <b>1005855</b> | <b>117.00 CHF</b> | 730lm | <b>1005909</b> | <b>125.00 CHF</b> |
| 2700K | 20° | 670lm | <b>1005814</b> | <b>117.00 CHF</b> | 720lm | <b>1005868</b> | <b>125.00 CHF</b> |
|       | 40° | 650lm | <b>1005817</b> | <b>117.00 CHF</b> | 720lm | <b>1005871</b> | <b>125.00 CHF</b> |
|       | 55° | 670lm | <b>1005820</b> | <b>117.00 CHF</b> | 720lm | <b>1005874</b> | <b>125.00 CHF</b> |
| 3000K | 20° | 730lm | <b>1005832</b> | <b>117.00 CHF</b> | 730lm | <b>1005886</b> | <b>125.00 CHF</b> |
|       | 40° | 700lm | <b>1005835</b> | <b>117.00 CHF</b> | 730lm | <b>1005889</b> | <b>125.00 CHF</b> |
|       | 55° | 720lm | <b>1005838</b> | <b>117.00 CHF</b> | 730lm | <b>1005892</b> | <b>125.00 CHF</b> |
| 4000K | 20° | 750lm | <b>1005850</b> | <b>117.00 CHF</b> | 790lm | <b>1005904</b> | <b>125.00 CHF</b> |
|       | 40° | 730lm | <b>1005853</b> | <b>117.00 CHF</b> | 790lm | <b>1005907</b> | <b>125.00 CHF</b> |
|       | 55° | 740lm | <b>1005856</b> | <b>117.00 CHF</b> | 790lm | <b>1005910</b> | <b>125.00 CHF</b> |
| 2700K | 20° | 670lm | <b>1005815</b> | <b>117.00 CHF</b> | 690lm | <b>1005869</b> | <b>125.00 CHF</b> |
|       | 40° | 650lm | <b>1005818</b> | <b>117.00 CHF</b> | 690lm | <b>1005872</b> | <b>125.00 CHF</b> |
|       | 55° | 670lm | <b>1005821</b> | <b>117.00 CHF</b> | 690lm | <b>1005875</b> | <b>125.00 CHF</b> |
| 3000K | 20° | 730lm | <b>1005833</b> | <b>117.00 CHF</b> | 700lm | <b>1005887</b> | <b>125.00 CHF</b> |
|       | 40° | 700lm | <b>1005836</b> | <b>117.00 CHF</b> | 700lm | <b>1005890</b> | <b>125.00 CHF</b> |
|       | 55° | 720lm | <b>1005839</b> | <b>117.00 CHF</b> | 700lm | <b>1005893</b> | <b>125.00 CHF</b> |
| 4000K | 20° | 750lm | <b>1005851</b> | <b>117.00 CHF</b> | 750lm | <b>1005905</b> | <b>125.00 CHF</b> |
|       | 40° | 730lm | <b>1005854</b> | <b>117.00 CHF</b> | 750lm | <b>1005908</b> | <b>125.00 CHF</b> |
|       | 55° | 740lm | <b>1005857</b> | <b>117.00 CHF</b> | 750lm | <b>1005911</b> | <b>125.00 CHF</b> |
| 2700K | 20° | 640lm | <b>1005822</b> | <b>117.00 CHF</b> | 670lm | <b>1005876</b> | <b>125.00 CHF</b> |
|       | 40° | 620lm | <b>1005825</b> | <b>117.00 CHF</b> | 670lm | <b>1005879</b> | <b>125.00 CHF</b> |
|       | 55° | 640lm | <b>1005828</b> | <b>117.00 CHF</b> | 670lm | <b>1005882</b> | <b>125.00 CHF</b> |
| 3000K | 20° | 700lm | <b>1005840</b> | <b>117.00 CHF</b> | 690lm | <b>1005894</b> | <b>125.00 CHF</b> |
|       | 40° | 670lm | <b>1005843</b> | <b>117.00 CHF</b> | 690lm | <b>1005897</b> | <b>125.00 CHF</b> |
|       | 55° | 690lm | <b>1005846</b> | <b>117.00 CHF</b> | 690lm | <b>1005900</b> | <b>125.00 CHF</b> |
| 4000K | 20° | 720lm | <b>1005858</b> | <b>117.00 CHF</b> | 730lm | <b>1005912</b> | <b>125.00 CHF</b> |
|       | 40° | 700lm | <b>1005861</b> | <b>117.00 CHF</b> | 730lm | <b>1005915</b> | <b>125.00 CHF</b> |
|       | 55° | 710lm | <b>1005864</b> | <b>117.00 CHF</b> | 730lm | <b>1005918</b> | <b>125.00 CHF</b> |
| 2700K | 20° | 670lm | <b>1005823</b> | <b>117.00 CHF</b> | 720lm | <b>1005877</b> | <b>125.00 CHF</b> |
|       | 40° | 650lm | <b>1005826</b> | <b>117.00 CHF</b> | 720lm | <b>1005880</b> | <b>125.00 CHF</b> |
|       | 55° | 670lm | <b>1005829</b> | <b>117.00 CHF</b> | 720lm | <b>1005883</b> | <b>125.00 CHF</b> |
| 3000K | 20° | 730lm | <b>1005841</b> | <b>117.00 CHF</b> | 730lm | <b>1005895</b> | <b>125.00 CHF</b> |
|       | 40° | 700lm | <b>1005844</b> | <b>117.00 CHF</b> | 730lm | <b>1005898</b> | <b>125.00 CHF</b> |
|       | 55° | 720lm | <b>1005847</b> | <b>117.00 CHF</b> | 730lm | <b>1005901</b> | <b>125.00 CHF</b> |
| 4000K | 20° | 750lm | <b>1005859</b> | <b>117.00 CHF</b> | 790lm | <b>1005913</b> | <b>125.00 CHF</b> |
|       | 40° | 730lm | <b>1005862</b> | <b>117.00 CHF</b> | 790lm | <b>1005916</b> | <b>125.00 CHF</b> |
|       | 55° | 740lm | <b>1005865</b> | <b>117.00 CHF</b> | 790lm | <b>1005919</b> | <b>125.00 CHF</b> |
| 2700K | 20° | 670lm | <b>1005824</b> | <b>117.00 CHF</b> | 690lm | <b>1005878</b> | <b>125.00 CHF</b> |
|       | 40° | 650lm | <b>1005827</b> | <b>117.00 CHF</b> | 690lm | <b>1005881</b> | <b>125.00 CHF</b> |
|       | 55° | 670lm | <b>1005830</b> | <b>117.00 CHF</b> | 690lm | <b>1005884</b> | <b>125.00 CHF</b> |
| 3000K | 20° | 730lm | <b>1005842</b> | <b>117.00 CHF</b> | 700lm | <b>1005896</b> | <b>125.00 CHF</b> |
|       | 40° | 700lm | <b>1005845</b> | <b>117.00 CHF</b> | 700lm | <b>1005899</b> | <b>125.00 CHF</b> |
|       | 55° | 720lm | <b>1005848</b> | <b>117.00 CHF</b> | 700lm | <b>1005902</b> | <b>125.00 CHF</b> |
| 4000K | 20° | 750lm | <b>1005860</b> | <b>117.00 CHF</b> | 750lm | <b>1005914</b> | <b>125.00 CHF</b> |
|       | 40° | 730lm | <b>1005863</b> | <b>117.00 CHF</b> | 750lm | <b>1005917</b> | <b>125.00 CHF</b> |
|       | 55° | 740lm | <b>1005866</b> | <b>117.00 CHF</b> | 750lm | <b>1005920</b> | <b>125.00 CHF</b> |





NUMINOS® PROJECTOR  
1006978

---



# NUMINOS® PROJECTOR Downlight (DL)



Die Anwendung des  
NUMINOS® PROJECTOR  
ist individuell wählbar



# NUMINOS® PROJECTOR DL Move



L80B50

330°

90°

10

NEW











Niederspannungsstecker

XS

200mA  
Leistungsaufnahme: 7W  
Material: Aluminium

S

250mA  
Leistungsaufnahme: 8,6W  
Material: Aluminium











|  |       |     |       |         |            |       |         |            |
|--|-------|-----|-------|---------|------------|-------|---------|------------|
|    | 2700K | 20° | 640lm | 1006867 | 162.00 CHF | 670lm | 1006921 | 175.00 CHF |
|  |       | 40° | 620lm | 1006870 | 162.00 CHF | 670lm | 1006924 | 175.00 CHF |
|  |       | 55° | 640lm | 1006873 | 162.00 CHF | 670lm | 1006927 | 175.00 CHF |
|    | 3000K | 20° | 700lm | 1006885 | 162.00 CHF | 690lm | 1006939 | 175.00 CHF |
|  |       | 40° | 670lm | 1006888 | 162.00 CHF | 690lm | 1006942 | 175.00 CHF |
|  |       | 55° | 690lm | 1006891 | 162.00 CHF | 690lm | 1006945 | 175.00 CHF |
|    | 2700K | 20° | 730lm | 1006868 | 162.00 CHF | 730lm | 1006922 | 175.00 CHF |
|  |       | 40° | 700lm | 1006871 | 162.00 CHF | 730lm | 1006925 | 175.00 CHF |
|  |       | 55° | 720lm | 1006874 | 162.00 CHF | 730lm | 1006928 | 175.00 CHF |
|    | 3000K | 20° | 670lm | 1006886 | 162.00 CHF | 690lm | 1006940 | 175.00 CHF |
|  |       | 40° | 650lm | 1006889 | 162.00 CHF | 690lm | 1006943 | 175.00 CHF |
|  |       | 55° | 670lm | 1006892 | 162.00 CHF | 690lm | 1006946 | 175.00 CHF |
|  | 2700K | 20° | 670lm | 1006869 | 162.00 CHF | 720lm | 1006923 | 175.00 CHF |
|  |       | 40° | 650lm | 1006872 | 162.00 CHF | 720lm | 1006926 | 175.00 CHF |
|  |       | 55° | 670lm | 1006875 | 162.00 CHF | 720lm | 1006929 | 175.00 CHF |
|  | 3000K | 20° | 730lm | 1006887 | 162.00 CHF | 730lm | 1006941 | 175.00 CHF |
|  |       | 40° | 700lm | 1006890 | 162.00 CHF | 730lm | 1006944 | 175.00 CHF |
|  |       | 55° | 720lm | 1006893 | 162.00 CHF | 730lm | 1006947 | 175.00 CHF |
|  | 2700K | 20° | 700lm | 1006876 | 162.00 CHF | 690lm | 1006930 | 175.00 CHF |
|  |       | 40° | 670lm | 1006879 | 162.00 CHF | 690lm | 1006933 | 175.00 CHF |
|  |       | 55° | 690lm | 1006882 | 162.00 CHF | 690lm | 1006936 | 175.00 CHF |
|  | 3000K | 20° | 670lm | 1006894 | 162.00 CHF | 690lm | 1006948 | 175.00 CHF |
|  |       | 40° | 650lm | 1006897 | 162.00 CHF | 690lm | 1006951 | 175.00 CHF |
|  |       | 55° | 670lm | 1006900 | 162.00 CHF | 690lm | 1006954 | 175.00 CHF |
|  | 2700K | 20° | 670lm | 1006877 | 162.00 CHF | 720lm | 1006931 | 175.00 CHF |
|  |       | 40° | 650lm | 1006880 | 162.00 CHF | 720lm | 1006934 | 175.00 CHF |
|  |       | 55° | 670lm | 1006883 | 162.00 CHF | 720lm | 1006937 | 175.00 CHF |
|  | 3000K | 20° | 730lm | 1006895 | 162.00 CHF | 730lm | 1006949 | 175.00 CHF |
|  |       | 40° | 700lm | 1006898 | 162.00 CHF | 730lm | 1006952 | 175.00 CHF |
|  |       | 55° | 720lm | 1006901 | 162.00 CHF | 730lm | 1006955 | 175.00 CHF |
|  | 2700K | 20° | 670lm | 1006878 | 162.00 CHF | 690lm | 1006932 | 175.00 CHF |
|  |       | 40° | 650lm | 1006881 | 162.00 CHF | 690lm | 1006935 | 175.00 CHF |
|  |       | 55° | 670lm | 1006884 | 162.00 CHF | 690lm | 1006938 | 175.00 CHF |
|  | 3000K | 20° | 730lm | 1006896 | 162.00 CHF | 700lm | 1006950 | 175.00 CHF |
|  |       | 40° | 700lm | 1006899 | 162.00 CHF | 700lm | 1006953 | 175.00 CHF |
|  |       | 55° | 720lm | 1006902 | 162.00 CHF | 700lm | 1006956 | 175.00 CHF |

Diese Leuchten sind auf Anfrage auch als 4000K Varianten erhältlich (außer XS).  
Bitte beachten Sie abweichende Lieferzeiten sowie Mindestbestellmengen.



**M** 500mA  
Leistungsaufnahme: 17,5W  
Material: Aluminium

**L** 700mA  
Leistungsaufnahme: 25,4W  
Material: Aluminium

|   |       |     |        |                |                   |        |                |                   |
|---|-------|-----|--------|----------------|-------------------|--------|----------------|-------------------|
|    | 2700K | 20° | 1460lm | <b>1006975</b> | <b>187.00 CHF</b> | 2150lm | <b>1007029</b> | <b>199.00 CHF</b> |
|   |       | 40° | 1460lm | <b>1006978</b> | <b>187.00 CHF</b> | 2150lm | <b>1007032</b> | <b>199.00 CHF</b> |
|   |       | 55° | 1460lm | <b>1006981</b> | <b>187.00 CHF</b> | 2150lm | <b>1007035</b> | <b>199.00 CHF</b> |
|    | 3000K | 20° | 1500lm | <b>1006993</b> | <b>187.00 CHF</b> | 2150lm | <b>1007047</b> | <b>199.00 CHF</b> |
|   |       | 40° | 1500lm | <b>1006996</b> | <b>187.00 CHF</b> | 2150lm | <b>1007050</b> | <b>199.00 CHF</b> |
|   |       | 55° | 1500lm | <b>1006999</b> | <b>187.00 CHF</b> | 2150lm | <b>1007053</b> | <b>199.00 CHF</b> |
|    | 2700K | 20° | 1600lm | <b>1006976</b> | <b>187.00 CHF</b> | 2300lm | <b>1007030</b> | <b>199.00 CHF</b> |
|   |       | 40° | 1600lm | <b>1006979</b> | <b>187.00 CHF</b> | 2300lm | <b>1007033</b> | <b>199.00 CHF</b> |
|   |       | 55° | 1600lm | <b>1006982</b> | <b>187.00 CHF</b> | 2300lm | <b>1007036</b> | <b>199.00 CHF</b> |
|    | 3000K | 20° | 1550lm | <b>1006994</b> | <b>187.00 CHF</b> | 2150lm | <b>1007048</b> | <b>199.00 CHF</b> |
|   |       | 40° | 1550lm | <b>1006997</b> | <b>187.00 CHF</b> | 2150lm | <b>1007051</b> | <b>199.00 CHF</b> |
|   |       | 55° | 1550lm | <b>1007000</b> | <b>187.00 CHF</b> | 2150lm | <b>1007054</b> | <b>199.00 CHF</b> |
|  | 2700K | 20° | 1600lm | <b>1006977</b> | <b>187.00 CHF</b> | 2250lm | <b>1007031</b> | <b>199.00 CHF</b> |
|   |       | 40° | 1600lm | <b>1006980</b> | <b>187.00 CHF</b> | 2250lm | <b>1007034</b> | <b>199.00 CHF</b> |
|   |       | 55° | 1600lm | <b>1006983</b> | <b>187.00 CHF</b> | 2250lm | <b>1007037</b> | <b>199.00 CHF</b> |
|  | 3000K | 20° | 1600lm | <b>1006995</b> | <b>187.00 CHF</b> | 2300lm | <b>1007049</b> | <b>199.00 CHF</b> |
|   |       | 40° | 1600lm | <b>1006998</b> | <b>187.00 CHF</b> | 2300lm | <b>1007052</b> | <b>199.00 CHF</b> |
|   |       | 55° | 1600lm | <b>1007001</b> | <b>187.00 CHF</b> | 2300lm | <b>1007055</b> | <b>199.00 CHF</b> |
|  | 2700K | 20° | 1500lm | <b>1006984</b> | <b>187.00 CHF</b> | 2150lm | <b>1007038</b> | <b>199.00 CHF</b> |
|   |       | 40° | 1500lm | <b>1006987</b> | <b>187.00 CHF</b> | 2150lm | <b>1007041</b> | <b>199.00 CHF</b> |
|   |       | 55° | 1500lm | <b>1006990</b> | <b>187.00 CHF</b> | 2150lm | <b>1007044</b> | <b>199.00 CHF</b> |
|  | 3000K | 20° | 1550lm | <b>1007002</b> | <b>187.00 CHF</b> | 2150lm | <b>1007056</b> | <b>199.00 CHF</b> |
|   |       | 40° | 1550lm | <b>1007005</b> | <b>187.00 CHF</b> | 2150lm | <b>1007059</b> | <b>199.00 CHF</b> |
|   |       | 55° | 1550lm | <b>1007008</b> | <b>187.00 CHF</b> | 2150lm | <b>1007062</b> | <b>199.00 CHF</b> |
|  | 2700K | 20° | 1600lm | <b>1006985</b> | <b>187.00 CHF</b> | 2250lm | <b>1007039</b> | <b>199.00 CHF</b> |
|   |       | 40° | 1600lm | <b>1006988</b> | <b>187.00 CHF</b> | 2250lm | <b>1007042</b> | <b>199.00 CHF</b> |
|   |       | 55° | 1600lm | <b>1006991</b> | <b>187.00 CHF</b> | 2250lm | <b>1007045</b> | <b>199.00 CHF</b> |
|  | 3000K | 20° | 1600lm | <b>1007003</b> | <b>187.00 CHF</b> | 2300lm | <b>1007057</b> | <b>199.00 CHF</b> |
|   |       | 40° | 1600lm | <b>1007006</b> | <b>187.00 CHF</b> | 2300lm | <b>1007060</b> | <b>199.00 CHF</b> |
|   |       | 55° | 1600lm | <b>1007009</b> | <b>187.00 CHF</b> | 2300lm | <b>1007063</b> | <b>199.00 CHF</b> |
|  | 2700K | 20° | 1550lm | <b>1006986</b> | <b>187.00 CHF</b> | 2150lm | <b>1007040</b> | <b>199.00 CHF</b> |
|   |       | 40° | 1550lm | <b>1006989</b> | <b>187.00 CHF</b> | 2150lm | <b>1007043</b> | <b>199.00 CHF</b> |
|   |       | 55° | 1550lm | <b>1006992</b> | <b>187.00 CHF</b> | 2150lm | <b>1007046</b> | <b>199.00 CHF</b> |
|  | 3000K | 20° | 1550lm | <b>1007004</b> | <b>187.00 CHF</b> | 2200lm | <b>1007058</b> | <b>199.00 CHF</b> |
|   |       | 40° | 1550lm | <b>1007007</b> | <b>187.00 CHF</b> | 2200lm | <b>1007061</b> | <b>199.00 CHF</b> |
|   |       | 55° | 1550lm | <b>1007010</b> | <b>187.00 CHF</b> | 2200lm | <b>1007064</b> | <b>199.00 CHF</b> |

Diese Leuchten sind auf Anfrage auch als 4000K Varianten erhältlich (außer XS).  
Bitte beachten Sie abweichende Lieferzeiten sowie Mindestbestellmengen.

## PASSENDE TREIBER

XS S M L XL



|   |      |              |           |      |                                  |                |                   |
|---|------|--------------|-----------|------|----------------------------------|----------------|-------------------|
| LED Treiber<br>200mA, 10W QC                      | weiß | 5,8W / 8,4W  | -         | IP20 | L: 6,5 cm, B: 3,9 cm, H: 3,5 cm  | <b>1005610</b> | <b>33.00 CHF</b>  |
| LED Treiber<br>200mA, 10W, PHASE QC               | weiß | 6W / 8,4W    | PHASE C   |      | L: 8,5 cm, B: 4,1 cm, H: 3 cm    | <b>1005609</b> | <b>44.90 CHF</b>  |
| LED Treiber<br>200mA, 10W, DALI QC                | weiß | 3,8W / 13,5W | DALI      |      | L: 18 cm, B: 4,5 cm, H: 3 cm     | <b>1005611</b> | <b>125.00 CHF</b> |
| LED Treiber<br>200mA, 12W, DALI + RF Interface QC | weiß | 1,5W / 12W   | DALI + RF |      | L: 14,2 cm, B: 4,4 cm, H: 3 cm   | <b>1006457</b> | <b>112.00 CHF</b> |
| LED Treiber<br>250mA, 10W                         | weiß | 6,5W / 10W   | -         | IP20 | L: 6,5 cm, B: 3,9 cm, H: 2 cm    | <b>1004058</b> | <b>33.00 CHF</b>  |
| LED Treiber<br>250mA, 10W, PHASE                  | weiß | 7,5W / 10W   | PHASE C   |      | L: 8,5 cm, B: 3,9 cm, H: 3 cm    | <b>1004055</b> | <b>49.10 CHF</b>  |
| LED Treiber<br>250mA, 20W, DALI                   | weiß | 1,5W / 15W   | DALI      |      | L: 15 cm, B: 5,2 cm, H: 2,8 cm   | <b>1004067</b> | <b>102.00 CHF</b> |
| LED Treiber<br>250mA, 12W, DALI + RF Interface QC | weiß | 1,5W / 12W   | DALI + RF |      | L: 14,2 cm, B: 4,4 cm, H: 3 cm   | <b>1006458</b> | <b>112.00 CHF</b> |
| LED Treiber<br>500mA, 30W                         | weiß | 15W / 29,5W  | -         | IP20 | L: 14,7 cm, B: 4,3 cm, H: 3 cm   | <b>1004064</b> | <b>41.60 CHF</b>  |
| LED Treiber<br>500mA, 30W, PHASE                  | weiß | 12,5W / 21W  | PHASE C   |      | L: 11,5 cm, B: 4,1 cm, H: 2,5 cm | <b>1004054</b> | <b>70.00 CHF</b>  |
| LED Treiber<br>500mA, 40W, DALI                   | weiß | 1,5W / 40,6W | DALI      |      | L: 12,3 cm, B: 7,9 cm, H: 2,4 cm | <b>1004069</b> | <b>102.00 CHF</b> |
| LED Treiber<br>500mA, 42W, DALI + RF Interface QC | weiß | 3,5W / 42W   | DALI + RF |      | L: 12,3 cm, B: 7,9 cm, H: 3 cm   | <b>1006459</b> | <b>129.00 CHF</b> |
| LED Treiber<br>700mA, 30W                         | weiß | 15W / 29,5W  | -         | IP20 | L: 14,7 cm, B: 4,3 cm, H: 3 cm   | <b>1004062</b> | <b>41.60 CHF</b>  |
| LED Treiber<br>700mA, 30W, PHASE                  | weiß | 21W / 29,4W  | PHASE C   |      | L: 11,5 cm, B: 4,4 cm, H: 3 cm   | <b>1004065</b> | <b>70.00 CHF</b>  |
| LED Treiber<br>700mA, 40W, DALI                   | weiß | 1,5W / 40,6W | DALI      |      | L: 12,3 cm, B: 7,9 cm, H: 2,4 cm | <b>1004070</b> | <b>102.00 CHF</b> |
| LED Treiber<br>700mA, 42W, DALI + RF Interface QC | weiß | 3,5W / 42W   | DALI + RF |      | L: 12,3 cm, B: 7,9 cm, H: 3 cm   | <b>1006460</b> | <b>129.00 CHF</b> |
| LED Treiber<br>1050mA, 40W                        | weiß | 24W / 44W    | -         | IP20 | L: 9,7 cm, B: 4,3 cm, H: 3 cm    | <b>1004059</b> | <b>41.60 CHF</b>  |
| LED Treiber<br>1000mA, 40W, PHASE                 | weiß | 26,3W / 42W  | PHASE C   |      | L: 14,5 cm, B: 4 cm, H: 3 cm     | <b>1004066</b> | <b>79.00 CHF</b>  |
| LED Treiber<br>1050mA, 50W, DALI                  | weiß | 4,2W / 50W   | DALI      |      | L: 12,3 cm, B: 7,9 cm, H: 2,4 cm | <b>1004071</b> | <b>102.00 CHF</b> |



Eine veraltete, oft noch mit konventionellen Leuchtmitteln ausgestattete Deckeneinbauleuchte soll einer energieeffizienten und kostensparenden Alternative weichen. Bei der Demontage finden Sie dabei häufig einen größeren Deckenausschnitt vor als benötigt.

Hier bietet SLV die passende Lösung – Die Reduzierringe decken den größeren Deckenausschnitt komplett ab und geben gleichzeitig Ihrer neuen, kompakten Deckeneinbauleuchte perfekten Halt. Dabei sind unsere Reduzierringe perfekt abgestimmt auf das NUMINOS® Down – und Spotlightsystem.



## DIFFUSOREN UND REDUZIERRINGE

XS S M L XL



|                         |           |      |                       |         |           |
|-------------------------|-----------|------|-----------------------|---------|-----------|
| Diffusor<br>NUMINOS® XS | Elipse    | IP20 | Ø: 3,2 cm, H: 0,2 cm  | 1005612 | 5.25 CHF  |
|                         | Prisma    |      |                       | 1005613 | 6.30 CHF  |
|                         | Gefrostet |      |                       | 1005614 | 6.30 CHF  |
|                         | Wabe      |      |                       | 1005615 | 10.60 CHF |
| Diffusor<br>NUMINOS® S  | Elipse    | IP20 | Ø: 4 cm, H: 0,2 cm    | 1004786 | 5.25 CHF  |
|                         | Prisma    |      |                       | 1004787 | 6.30 CHF  |
|                         | Gefrostet |      |                       | 1004788 | 6.30 CHF  |
|                         | Wabe      |      |                       | 1004789 | 10.60 CHF |
| Diffusor<br>NUMINOS® M  | Elipse    | IP20 | Ø: 4,75 cm, H: 0,2 cm | 1004790 | 5.25 CHF  |
|                         | Prisma    |      |                       | 1004791 | 6.30 CHF  |
|                         | Gefrostet |      |                       | 1004792 | 6.30 CHF  |
|                         | Wabe      |      |                       | 1004793 | 13.80 CHF |
| Diffusor<br>NUMINOS® L  | Elipse    | IP20 | Ø: 5,65 cm, H: 0,2 cm | 1004794 | 6.30 CHF  |
|                         | Prisma    |      |                       | 1004795 | 7.40 CHF  |
|                         | Gefrostet |      |                       | 1004796 | 7.40 CHF  |
|                         | Wabe      |      |                       | 1004797 | 19.15 CHF |
| Diffusor<br>NUMINOS® XL | Elipse    | IP20 | Ø: 7,1 cm, H: 0,2 cm  | 1004798 | 7.40 CHF  |
|                         | Prisma    |      |                       | 1004799 | 9.50 CHF  |
|                         | Gefrostet |      |                       | 1004800 | 9.50 CHF  |
|                         | Wabe      |      |                       | 1004801 | 25.55 CHF |





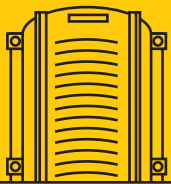


|  |         |                             |   |         |           |
|--|---------|-----------------------------|---|---------|-----------|
| Reduzierring<br>Rund<br>  | schwarz | Deckenausschnitt: 8,5-13 cm | Ø außen: 16 cm, Ø innen: 7 cm<br>H: 5,3 cm      | 1006135 | 20.90 CHF |
|  | weiß    |                             |   | 1006136 |           |
|  | schwarz | Deckenausschnitt: 12-15 cm  | Ø außen: 16 cm, Ø innen: 9 cm<br>H: 5,3 cm      | 1006139 | 18.00 CHF |
|  | weiß    |                             |   | 1006140 |           |
|  | schwarz | Deckenausschnitt: 14-18 cm  | Ø außen: 24 cm, Ø innen: 12 cm<br>H: 5,3 cm     | 1006143 | 21.50 CHF |
|  | weiß    |                             |   | 1006144 |           |
|  | schwarz | Deckenausschnitt: 17-20 cm  | Ø außen: 24 cm, Ø innen: 15 cm<br>H: 5,3 cm     | 1006147 | 20.90 CHF |
|  | weiß    |                             |   | 1006148 |           |
|  | schwarz | Deckenausschnitt: 20-22 cm  | Ø außen: 24 cm, Ø innen: 18 cm<br>H: 5,3 cm     | 1006151 | 20.20 CHF |
|  | weiß    |                             |   | 1006152 |           |
| Reduzierring<br>Eckig<br> | schwarz | Deckenausschnitt: 8,5-13 cm | Ø innen: 7 cm<br>L: 16 cm, B: 16 cm, H: 5,3 cm  | 1006137 | 20.90 CHF |
|  | weiß    |                             |   | 1006138 |           |
|  | schwarz | Deckenausschnitt: 12-15 cm  | Ø innen: 9 cm<br>L: 16 cm, B: 16 cm, H: 5,3 cm  | 1006141 | 18.00 CHF |
|  | weiß    |                             |   | 1006142 |           |
|  | schwarz | Deckenausschnitt: 14-18 cm  | Ø innen: 12 cm<br>L: 24 cm, B: 24 cm, H: 5,3 cm | 1006145 | 21.50 CHF |
|  | weiß    |                             |   | 1006146 |           |
|  | schwarz | Deckenausschnitt: 17-20 cm  | Ø innen: 15 cm<br>L: 24 cm, B: 24 cm, H: 5,3 cm | 1006149 | 20.90 CHF |
|  | weiß    |                             |   | 1006150 |           |
|  | schwarz | Deckenausschnitt: 20-22 cm  | Ø innen: 18 cm<br>L: 24 cm, B: 24 cm, H: 5,3 cm | 1006153 | 20.20 CHF |
|  | weiß    |                             |   | 1006154 |           |

# NUMINOS® PROJECTOR

---

Entscheiden Sie sich für Ihren NUMINOS® PROJECTOR:  
Aus sechs Farbvarianten, vier Gehäusegrößen mit unterschiedlichen Systemleistungen, zwei Lichtfarben und drei Halbstreuwinkeln von 20°, 44° und 55° haben Sie die Wahl.



---

NUMINOS® ist ein perfekt aufeinander abgestimmtes Leuchtensystem, das Funktion, Design und Technik in Einklang bringt. Für Planer und Macher. Für jede Anforderung. Für maximale Vielfalt bei minimalem Aufwand.



Entdecken Sie die  
Vielfalt der NUMINOS®  
Serie auf [slv.com](http://slv.com)



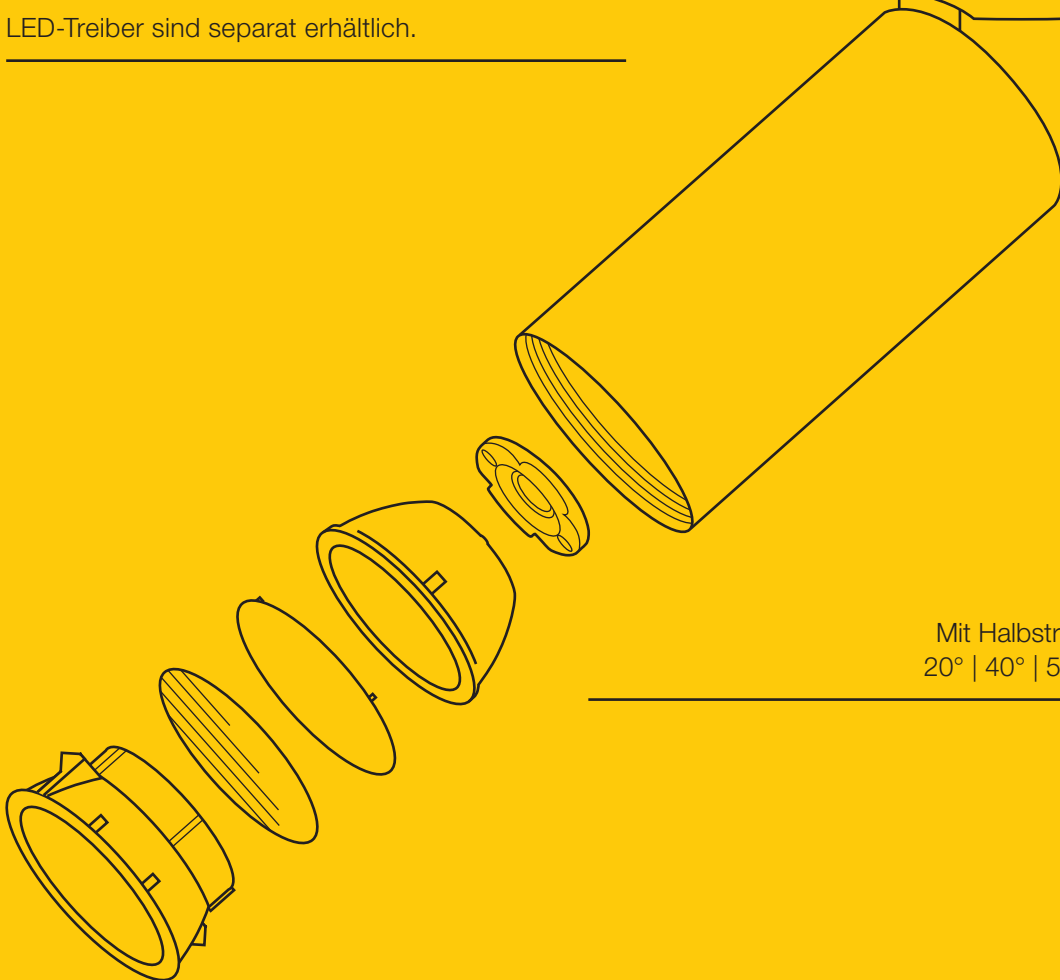

Der neue NUMINOS®  
PROJECTOR mit einem sehr  
hohen Dreh- und Schwenkbereich  
ist eine gute Ergänzung zu den  
NUMINOS® Downlights, welche  
die gleichen dekorativen und  
optischen Möglichkeiten besitzen.

---

In vier Gehäusegrößen mit  
Hochleistungs LED-Modul in  
zwei Lichtfarben verfügbar.

LED-Treiber sind separat erhältlich.

---



Mit Halbstreuwinkel von  
20° | 40° | 55° verfügbar.

---

NUMINOS® CW  
1004587

CLUB LOUNGE 1

TIVOLI



NUMINOS®  
Decken- und Wandleuchten (CW)



NUMINOS® CW  
350° dreh- und  
90° schwenkbar



Zierring auch in  
weiß erhältlich















|                         |                         |   |         |          |
|-------------------------|-------------------------|---|---------|----------|
| Zierring<br>NUMINOS® S  | Ø: 6,2 cm, H: 2 cm      | ○ | 1006167 | 1.50 CHF |
| Zierring<br>NUMINOS® M  | Ø: 8,2 cm, H: 2,4 cm    | ○ | 1006168 | 3.50 CHF |
| Zierring<br>NUMINOS® L  | Ø: 9,65 cm, H: 2,5 cm   | ○ | 1006169 | 3.50 CHF |
| Zierring<br>NUMINOS® XL | Ø: 11,66 cm, H: 2,85 cm | ○ | 1006170 | 3.80 CHF |






**S** 220-240V ~50/60Hz | 250mA  
Systemleistung: 11W  
Material: Aluminium / Polycarbonat (PC)

**M** 220-240V ~50/60Hz | 500mA  
Systemleistung: 20W  
Material: Aluminium / Polycarbonat (PC)


|   |       |     |        |         |            |        |         |            |
|---|-------|-----|--------|---------|------------|--------|---------|------------|
|    | 2700K | 24° | 985lm  | 1004098 | 135.00 CHF | 1925lm | 1004194 | 172.00 CHF |
|   |       | 36° | 985lm  | 1004099 | 135.00 CHF | 1935lm | 1004195 | 172.00 CHF |
|   |       | 60° | 980lm  | 1004100 | 135.00 CHF | 1885lm | 1004196 | 172.00 CHF |
|    | 3000K | 24° | 1020lm | 1004106 | 135.00 CHF | 1955lm | 1004202 | 172.00 CHF |
|   |       | 36° | 1020lm | 1004107 | 135.00 CHF | 1970lm | 1004203 | 172.00 CHF |
|   |       | 60° | 1020lm | 1004108 | 135.00 CHF | 1880lm | 1004204 | 172.00 CHF |
|    | 4000K | 24° | 1100lm | 1004114 | 135.00 CHF | 2125lm | 1004210 | 172.00 CHF |
|   |       | 36° | 1100lm | 1004115 | 135.00 CHF | 2120lm | 1004211 | 172.00 CHF |
|   |       | 60° | 1100lm | 1004116 | 135.00 CHF | 2060lm | 1004212 | 172.00 CHF |
|    | 2700K | 24° | 985lm  | 1004386 | 193.00 CHF | 1925lm | 1004482 | 209.00 CHF |
|   |       | 36° | 985lm  | 1004387 | 193.00 CHF | 1935lm | 1004483 | 209.00 CHF |
|   |       | 60° | 980lm  | 1004388 | 193.00 CHF | 1885lm | 1004484 | 209.00 CHF |
|    | 3000K | 24° | 1020lm | 1004394 | 193.00 CHF | 1955lm | 1004490 | 209.00 CHF |
|   |       | 36° | 1020lm | 1004395 | 193.00 CHF | 1970lm | 1004491 | 209.00 CHF |
|   |       | 60° | 1020lm | 1004396 | 193.00 CHF | 1880lm | 1004492 | 209.00 CHF |
|    | 4000K | 24° | 1100lm | 1004402 | 193.00 CHF | 2125lm | 1004498 | 209.00 CHF |
|   |       | 36° | 1100lm | 1004403 | 193.00 CHF | 2120lm | 1004499 | 209.00 CHF |
|   |       | 60° | 1100lm | 1004404 | 193.00 CHF | 2060lm | 1004500 | 209.00 CHF |
|   | 2700K | 24° | 985lm  | 1004102 | 135.00 CHF | 1925lm | 1004198 | 172.00 CHF |
|   |       | 36° | 985lm  | 1004103 | 135.00 CHF | 1935lm | 1004199 | 172.00 CHF |
|   |       | 60° | 980lm  | 1004104 | 135.00 CHF | 1885lm | 1004200 | 172.00 CHF |
|   | 3000K | 24° | 1020lm | 1004110 | 135.00 CHF | 1955lm | 1004206 | 172.00 CHF |
|   |       | 36° | 1020lm | 1004111 | 135.00 CHF | 1970lm | 1004207 | 172.00 CHF |
|   |       | 60° | 1020lm | 1004112 | 135.00 CHF | 1880lm | 1004208 | 172.00 CHF |
|   | 4000K | 24° | 1100lm | 1004118 | 135.00 CHF | 2125lm | 1004214 | 172.00 CHF |
|   |       | 36° | 1100lm | 1004119 | 135.00 CHF | 2120lm | 1004215 | 172.00 CHF |
|   |       | 60° | 1100lm | 1004120 | 135.00 CHF | 2060lm | 1004216 | 172.00 CHF |
|  | 2700K | 24° | 985lm  | 1004390 | 193.00 CHF | 1925lm | 1004486 | 209.00 CHF |
|   |       | 36° | 985lm  | 1004391 | 193.00 CHF | 1935lm | 1004487 | 209.00 CHF |
|   |       | 60° | 980lm  | 1004392 | 193.00 CHF | 1885lm | 1004488 | 209.00 CHF |
|  | 3000K | 24° | 1020lm | 1004398 | 193.00 CHF | 1955lm | 1004494 | 209.00 CHF |
|   |       | 36° | 1020lm | 1004399 | 193.00 CHF | 1970lm | 1004495 | 209.00 CHF |
|   |       | 60° | 1020lm | 1004400 | 193.00 CHF | 1880lm | 1004496 | 209.00 CHF |
|  | 4000K | 24° | 1100lm | 1004406 | 193.00 CHF | 2125lm | 1004502 | 209.00 CHF |
|   |       | 36° | 1100lm | 1004407 | 193.00 CHF | 2120lm | 1004503 | 209.00 CHF |
|   |       | 60° | 1100lm | 1004408 | 193.00 CHF | 2060lm | 1004504 | 209.00 CHF |



**L** 220-240V ~50/60Hz | 700mA Systemleistung: 28W Material: Aluminium / Polycarbonat (PC) **XL** 220-240V ~50/60Hz | 900mA Systemleistung: 36W Material: Aluminium / Polycarbonat (PC)

|   |       |     |        |         |            |        |         |            |
|---|-------|-----|--------|---------|------------|--------|---------|------------|
|    | 2700K | 24° | 2440lm | 1004290 | 185.00 CHF | 3290lm | 1006083 | 219.00 CHF |
|   |       | 36° | 2400lm | 1004291 | 185.00 CHF | 3250lm | 1006084 | 219.00 CHF |
|   |       | 60° | 2475lm | 1004292 | 185.00 CHF | 2980lm | 1006085 | 219.00 CHF |
|   | 3000K | 24° | 2430lm | 1004298 | 185.00 CHF | 3530lm | 1006089 | 219.00 CHF |
|   |       | 36° | 2340lm | 1004299 | 185.00 CHF | 3490lm | 1006090 | 219.00 CHF |
|   |       | 60° | 2400lm | 1004300 | 185.00 CHF | 3210lm | 1006091 | 219.00 CHF |
|   | 4000K | 24° | 2675lm | 1004306 | 185.00 CHF | 3800lm | 1006095 | 219.00 CHF |
|   |       | 36° | 2620lm | 1004307 | 185.00 CHF | 3760lm | 1006096 | 219.00 CHF |
|   |       | 60° | 2715lm | 1004308 | 185.00 CHF | 3460lm | 1006097 | 219.00 CHF |
|  | 2700K | 24° | 2440lm | 1004578 | 259.00 CHF | 3290lm | 1005741 | 279.00 CHF |
|   |       | 36° | 2400lm | 1004579 | 259.00 CHF | 3250lm | 1005742 | 279.00 CHF |
|   |       | 60° | 2475lm | 1004580 | 259.00 CHF | 2980lm | 1005743 | 279.00 CHF |
|   | 3000K | 24° | 2430lm | 1004586 | 259.00 CHF | 3530lm | 1005747 | 279.00 CHF |
|   |       | 36° | 2340lm | 1004587 | 259.00 CHF | 3490lm | 1005748 | 279.00 CHF |
|   |       | 60° | 2400lm | 1004588 | 259.00 CHF | 3210lm | 1005749 | 279.00 CHF |
|   | 4000K | 24° | 2675lm | 1004594 | 259.00 CHF | 3800lm | 1005753 | 279.00 CHF |
|   |       | 36° | 2620lm | 1004595 | 259.00 CHF | 3760lm | 1005754 | 279.00 CHF |
|   |       | 60° | 2715lm | 1004596 | 259.00 CHF | 3460lm | 1005755 | 279.00 CHF |
|  | 2700K | 24° | 2440lm | 1004294 | 185.00 CHF | 3290lm | 1006086 | 219.00 CHF |
|   |       | 36° | 2400lm | 1004295 | 185.00 CHF | 3250lm | 1006087 | 219.00 CHF |
|   |       | 60° | 2475lm | 1004296 | 185.00 CHF | 2980lm | 1006088 | 219.00 CHF |
|   | 3000K | 24° | 2430lm | 1004302 | 185.00 CHF | 3530lm | 1006092 | 219.00 CHF |
|   |       | 36° | 2340lm | 1004303 | 185.00 CHF | 3490lm | 1006093 | 219.00 CHF |
|   |       | 60° | 2400lm | 1004304 | 185.00 CHF | 3210lm | 1006094 | 219.00 CHF |
|   | 4000K | 24° | 2675lm | 1004310 | 185.00 CHF | 3800lm | 1006098 | 219.00 CHF |
|   |       | 36° | 2620lm | 1004311 | 185.00 CHF | 3760lm | 1006099 | 219.00 CHF |
|   |       | 60° | 2715lm | 1004312 | 185.00 CHF | 3460lm | 1006100 | 219.00 CHF |
|  | 2700K | 24° | 2440lm | 1004582 | 259.00 CHF | 3290lm | 1005744 | 279.00 CHF |
|   |       | 36° | 2400lm | 1004583 | 259.00 CHF | 3250lm | 1005745 | 279.00 CHF |
|   |       | 60° | 2475lm | 1004584 | 259.00 CHF | 2980lm | 1005746 | 279.00 CHF |
|   | 3000K | 24° | 2430lm | 1004590 | 259.00 CHF | 3530lm | 1005750 | 279.00 CHF |
|   |       | 36° | 2340lm | 1004591 | 259.00 CHF | 3490lm | 1005751 | 279.00 CHF |
|   |       | 60° | 2400lm | 1004592 | 259.00 CHF | 3210lm | 1005752 | 279.00 CHF |
|   | 4000K | 24° | 2675lm | 1004598 | 259.00 CHF | 3800lm | 1005756 | 279.00 CHF |
|   |       | 36° | 2620lm | 1004599 | 259.00 CHF | 3760lm | 1005757 | 279.00 CHF |
|   |       | 60° | 2715lm | 1004600 | 259.00 CHF | 3460lm | 1005758 | 279.00 CHF |

NUMINOS® CL  
1004227





NUMINOS®  
Deckenleuchten (CL)



Zierring auch in weiß erhältlich



|                         |                         |                       |         |          |
|-------------------------|-------------------------|-----------------------|---------|----------|
| Zierring<br>NUMINOS® S  | Ø: 6,2 cm, H: 2 cm      | <input type="radio"/> | 1006167 | 1.50 CHF |
| Zierring<br>NUMINOS® M  | Ø: 8,2 cm, H: 2,4 cm    | <input type="radio"/> | 1006168 | 3.50 CHF |
| Zierring<br>NUMINOS® L  | Ø: 9,65 cm, H: 2,5 cm   | <input type="radio"/> | 1006169 | 3.50 CHF |
| Zierring<br>NUMINOS® XL | Ø: 11,66 cm, H: 2,85 cm | <input type="radio"/> | 1006170 | 3.80 CHF |













Detaillierte Abmessungen und Informationen zur Montage finden Sie auf den Seiten 118–119



IP20 L80B50

**S** 220-240V ~50/60Hz | 250mA  
Systemleistung: 11W  
Material: Aluminium / Polycarbonat (PC)

**M** 220-240V ~50/60Hz | 500mA  
Systemleistung: 20W  
Material: Aluminium / Polycarbonat (PC)





|   |       |     |        |         |            |        |         |            |
|---|-------|-----|--------|---------|------------|--------|---------|------------|
|    | 2700K | 24° | 985lm  | 1004122 | 115.00 CHF | 1925lm | 1004218 | 145.00 CHF |
|   |       | 36° | 985lm  | 1004123 | 115.00 CHF | 1935lm | 1004219 | 145.00 CHF |
|   |       | 60° | 980lm  | 1004124 | 115.00 CHF | 1885lm | 1004220 | 145.00 CHF |
|    | 3000K | 24° | 1020lm | 1004130 | 115.00 CHF | 1955lm | 1004226 | 145.00 CHF |
|   |       | 36° | 1020lm | 1004131 | 115.00 CHF | 1970lm | 1004227 | 145.00 CHF |
|   |       | 60° | 1020lm | 1004132 | 115.00 CHF | 1880lm | 1004228 | 145.00 CHF |
|    | 4000K | 24° | 1100lm | 1004138 | 115.00 CHF | 2125lm | 1004234 | 145.00 CHF |
|   |       | 36° | 1100lm | 1004139 | 115.00 CHF | 2120lm | 1004235 | 145.00 CHF |
|   |       | 60° | 1100lm | 1004140 | 115.00 CHF | 2060lm | 1004236 | 145.00 CHF |
|    | 2700K | 24° | 985lm  | 1004410 | 175.00 CHF | 1925lm | 1004506 | 185.00 CHF |
|   |       | 36° | 985lm  | 1004411 | 175.00 CHF | 1935lm | 1004507 | 185.00 CHF |
|   |       | 60° | 980lm  | 1004412 | 175.00 CHF | 1885lm | 1004508 | 185.00 CHF |
|    | 3000K | 24° | 1020lm | 1004418 | 175.00 CHF | 1955lm | 1004514 | 185.00 CHF |
|   |       | 36° | 1020lm | 1004419 | 175.00 CHF | 1970lm | 1004515 | 185.00 CHF |
|   |       | 60° | 1020lm | 1004420 | 175.00 CHF | 1880lm | 1004516 | 185.00 CHF |
|    | 4000K | 24° | 1100lm | 1004426 | 175.00 CHF | 2125lm | 1004522 | 185.00 CHF |
|   |       | 36° | 1100lm | 1004427 | 175.00 CHF | 2120lm | 1004523 | 185.00 CHF |
|   |       | 60° | 1100lm | 1004428 | 175.00 CHF | 2060lm | 1004524 | 185.00 CHF |
|   | 2700K | 24° | 985lm  | 1004126 | 115.00 CHF | 1925lm | 1004222 | 145.00 CHF |
|   |       | 36° | 985lm  | 1004127 | 115.00 CHF | 1935lm | 1004223 | 145.00 CHF |
|   |       | 60° | 980lm  | 1004128 | 115.00 CHF | 1885lm | 1004224 | 145.00 CHF |
|   | 3000K | 24° | 1020lm | 1004134 | 115.00 CHF | 1955lm | 1004230 | 145.00 CHF |
|   |       | 36° | 1020lm | 1004135 | 115.00 CHF | 1970lm | 1004231 | 145.00 CHF |
|   |       | 60° | 1020lm | 1004136 | 115.00 CHF | 1880lm | 1004232 | 145.00 CHF |
|   | 4000K | 24° | 1100lm | 1004142 | 115.00 CHF | 2125lm | 1004238 | 145.00 CHF |
|   |       | 36° | 1100lm | 1004143 | 115.00 CHF | 2120lm | 1004239 | 145.00 CHF |
|   |       | 60° | 1100lm | 1004144 | 115.00 CHF | 2060lm | 1004240 | 145.00 CHF |
|   | 2700K | 24° | 985lm  | 1004414 | 175.00 CHF | 1925lm | 1004510 | 185.00 CHF |
|   |       | 36° | 985lm  | 1004415 | 175.00 CHF | 1935lm | 1004511 | 185.00 CHF |
|   |       | 60° | 980lm  | 1004416 | 175.00 CHF | 1885lm | 1004512 | 185.00 CHF |
|  | 3000K | 24° | 1020lm | 1004422 | 175.00 CHF | 1955lm | 1004518 | 185.00 CHF |
|   |       | 36° | 1020lm | 1004423 | 175.00 CHF | 1970lm | 1004519 | 185.00 CHF |
|   |       | 60° | 1020lm | 1004424 | 175.00 CHF | 1880lm | 1004520 | 185.00 CHF |
|  | 4000K | 24° | 1100lm | 1004430 | 175.00 CHF | 2125lm | 1004526 | 185.00 CHF |
|   |       | 36° | 1100lm | 1004431 | 175.00 CHF | 2120lm | 1004527 | 185.00 CHF |
|   |       | 60° | 1100lm | 1004432 | 175.00 CHF | 2060lm | 1004528 | 185.00 CHF |





**L** 220-240V ~50/60Hz | 700mA  
 Systemleistung: 28W  
 Material: Aluminium / Polycarbonat (PC)

**XL** 220-240V ~50/60Hz | 900mA  
 Systemleistung: 36W  
 Material: Aluminium / Polycarbonat (PC)

|   |       |     |        |                |                   |        |                |                   |
|---|-------|-----|--------|----------------|-------------------|--------|----------------|-------------------|
|    | 2700K | 24° | 2440lm | <b>1004314</b> | <b>172.00 CHF</b> | 3290lm | <b>1005687</b> | <b>219.00 CHF</b> |
|   |       | 36° | 2400lm | <b>1004315</b> | <b>172.00 CHF</b> | 3250lm | <b>1005688</b> | <b>219.00 CHF</b> |
|   |       | 60° | 2475lm | <b>1004316</b> | <b>172.00 CHF</b> | 2980lm | <b>1005689</b> | <b>219.00 CHF</b> |
|   | 3000K | 24° | 2430lm | <b>1004322</b> | <b>172.00 CHF</b> | 3530lm | <b>1005693</b> | <b>219.00 CHF</b> |
|   |       | 36° | 2340lm | <b>1004323</b> | <b>172.00 CHF</b> | 3490lm | <b>1005694</b> | <b>219.00 CHF</b> |
|   |       | 60° | 2400lm | <b>1004324</b> | <b>172.00 CHF</b> | 3210lm | <b>1005695</b> | <b>219.00 CHF</b> |
|   | 4000K | 24° | 2675lm | <b>1004330</b> | <b>172.00 CHF</b> | 3800lm | <b>1005699</b> | <b>219.00 CHF</b> |
|   |       | 36° | 2620lm | <b>1004331</b> | <b>172.00 CHF</b> | 3760lm | <b>1005700</b> | <b>219.00 CHF</b> |
|   |       | 60° | 2715lm | <b>1004332</b> | <b>172.00 CHF</b> | 3460lm | <b>1005701</b> | <b>219.00 CHF</b> |
|  | 2700K | 24° | 2440lm | <b>1004602</b> | <b>219.00 CHF</b> | 3290lm | <b>1005759</b> | <b>279.00 CHF</b> |
|   |       | 36° | 2400lm | <b>1004603</b> | <b>219.00 CHF</b> | 3250lm | <b>1005760</b> | <b>279.00 CHF</b> |
|   |       | 60° | 2475lm | <b>1004604</b> | <b>219.00 CHF</b> | 2980lm | <b>1005761</b> | <b>279.00 CHF</b> |
|   | 3000K | 24° | 2430lm | <b>1004610</b> | <b>219.00 CHF</b> | 3530lm | <b>1005765</b> | <b>279.00 CHF</b> |
|   |       | 36° | 2340lm | <b>1004611</b> | <b>219.00 CHF</b> | 3490lm | <b>1005766</b> | <b>279.00 CHF</b> |
|   |       | 60° | 2400lm | <b>1004612</b> | <b>219.00 CHF</b> | 3210lm | <b>1005767</b> | <b>279.00 CHF</b> |
|   | 4000K | 24° | 2675lm | <b>1004618</b> | <b>219.00 CHF</b> | 3800lm | <b>1005771</b> | <b>279.00 CHF</b> |
|   |       | 36° | 2620lm | <b>1004619</b> | <b>219.00 CHF</b> | 3760lm | <b>1005772</b> | <b>279.00 CHF</b> |
|   |       | 60° | 2715lm | <b>1004620</b> | <b>219.00 CHF</b> | 3460lm | <b>1005773</b> | <b>279.00 CHF</b> |
|  | 2700K | 24° | 2440lm | <b>1004318</b> | <b>172.00 CHF</b> | 3290lm | <b>1005690</b> | <b>219.00 CHF</b> |
|   |       | 36° | 2400lm | <b>1004319</b> | <b>172.00 CHF</b> | 3250lm | <b>1005691</b> | <b>219.00 CHF</b> |
|   |       | 60° | 2475lm | <b>1004320</b> | <b>172.00 CHF</b> | 2980lm | <b>1005692</b> | <b>219.00 CHF</b> |
|   | 3000K | 24° | 2430lm | <b>1004326</b> | <b>172.00 CHF</b> | 3530lm | <b>1005696</b> | <b>219.00 CHF</b> |
|   |       | 36° | 2340lm | <b>1004327</b> | <b>172.00 CHF</b> | 3490lm | <b>1005697</b> | <b>219.00 CHF</b> |
|   |       | 60° | 2400lm | <b>1004328</b> | <b>172.00 CHF</b> | 3210lm | <b>1005698</b> | <b>219.00 CHF</b> |
|   | 4000K | 24° | 2675lm | <b>1004334</b> | <b>172.00 CHF</b> | 3800lm | <b>1005702</b> | <b>219.00 CHF</b> |
|   |       | 36° | 2620lm | <b>1004335</b> | <b>172.00 CHF</b> | 3760lm | <b>1005703</b> | <b>219.00 CHF</b> |
|   |       | 60° | 2715lm | <b>1004336</b> | <b>172.00 CHF</b> | 3460lm | <b>1005704</b> | <b>219.00 CHF</b> |
|  | 2700K | 24° | 2440lm | <b>1004606</b> | <b>219.00 CHF</b> | 3290lm | <b>1005762</b> | <b>279.00 CHF</b> |
|   |       | 36° | 2400lm | <b>1004607</b> | <b>219.00 CHF</b> | 3250lm | <b>1005763</b> | <b>279.00 CHF</b> |
|   |       | 60° | 2475lm | <b>1004608</b> | <b>219.00 CHF</b> | 2980lm | <b>1005764</b> | <b>279.00 CHF</b> |
|   | 3000K | 24° | 2430lm | <b>1004614</b> | <b>219.00 CHF</b> | 3530lm | <b>1005768</b> | <b>279.00 CHF</b> |
|   |       | 36° | 2340lm | <b>1004615</b> | <b>219.00 CHF</b> | 3490lm | <b>1005769</b> | <b>279.00 CHF</b> |
|   |       | 60° | 2400lm | <b>1004616</b> | <b>219.00 CHF</b> | 3210lm | <b>1005770</b> | <b>279.00 CHF</b> |
|   | 4000K | 24° | 2675lm | <b>1004622</b> | <b>219.00 CHF</b> | 3800lm | <b>1005774</b> | <b>279.00 CHF</b> |
|   |       | 36° | 2620lm | <b>1004623</b> | <b>219.00 CHF</b> | 3760lm | <b>1005775</b> | <b>279.00 CHF</b> |
|   |       | 60° | 2715lm | <b>1004624</b> | <b>219.00 CHF</b> | 3460lm | <b>1005776</b> | <b>279.00 CHF</b> |



NUMINOS® PD  
1005787



NUMINOS®  
Pendelleuchten (PD)



  
 Entdecken Sie den  
 NUMINOS®  
 Konfigurator auf  
[slv.com](http://slv.com)

Zierring auch in  
weiß erhältlich







|                         |                         |                       |                |                 |
|-------------------------|-------------------------|-----------------------|----------------|-----------------|
| Zierring<br>NUMINOS® S  | Ø: 6,2 cm, H: 2 cm      | <input type="radio"/> | <b>1006167</b> | <b>1.50 CHF</b> |
| Zierring<br>NUMINOS® M  | Ø: 8,2 cm, H: 2,4 cm    | <input type="radio"/> | <b>1006168</b> | <b>3.50 CHF</b> |
| Zierring<br>NUMINOS® L  | Ø: 9,65 cm, H: 2,5 cm   | <input type="radio"/> | <b>1006169</b> | <b>3.50 CHF</b> |
| Zierring<br>NUMINOS® XL | Ø: 11,66 cm, H: 2,85 cm | <input type="radio"/> | <b>1006170</b> | <b>3.80 CHF</b> |

Detaillierte Abmessungen und Informationen zur Montage finden Sie auf den Seiten 118–119





**S** 220-240V ~50/60Hz | 250mA  
Systemleistung: 11W  
Material: Aluminium / Polycarbonat (PC)


**M** 220-240V ~50/60Hz | 500mA  
Systemleistung: 20W  
Material: Aluminium / Polycarbonat (PC)

|   |       |     |        |         |            |        |         |            |
|---|-------|-----|--------|---------|------------|--------|---------|------------|
|    | 2700K | 24° | 985lm  | 1004146 | 165.00 CHF | 1925lm | 1004242 | 187.00 CHF |
|   |       | 36° | 985lm  | 1004147 | 165.00 CHF | 1935lm | 1004243 | 187.00 CHF |
|   |       | 60° | 980lm  | 1004148 | 165.00 CHF | 1885lm | 1004244 | 187.00 CHF |
|   | 3000K | 24° | 1020lm | 1004154 | 165.00 CHF | 1955lm | 1004250 | 187.00 CHF |
|   |       | 36° | 1020lm | 1004155 | 165.00 CHF | 1970lm | 1004251 | 187.00 CHF |
|   |       | 60° | 1020lm | 1004156 | 165.00 CHF | 1880lm | 1004252 | 187.00 CHF |
|   | 4000K | 24° | 1100lm | 1004162 | 165.00 CHF | 2125lm | 1004258 | 187.00 CHF |
|   |       | 36° | 1100lm | 1004163 | 165.00 CHF | 2120lm | 1004259 | 187.00 CHF |
|   |       | 60° | 1100lm | 1004164 | 165.00 CHF | 2060lm | 1004260 | 187.00 CHF |
|    | 2700K | 24° | 985lm  | 1004434 | 219.00 CHF | 1925lm | 1004530 | 235.00 CHF |
|   |       | 36° | 985lm  | 1004435 | 219.00 CHF | 1935lm | 1004531 | 235.00 CHF |
|   |       | 60° | 980lm  | 1004436 | 219.00 CHF | 1885lm | 1004532 | 235.00 CHF |
|   | 3000K | 24° | 1020lm | 1004442 | 219.00 CHF | 1955lm | 1004538 | 235.00 CHF |
|   |       | 36° | 1020lm | 1004443 | 219.00 CHF | 1970lm | 1004539 | 235.00 CHF |
|   |       | 60° | 1020lm | 1004444 | 219.00 CHF | 1880lm | 1004540 | 235.00 CHF |
|   | 4000K | 24° | 1100lm | 1004450 | 219.00 CHF | 2125lm | 1004546 | 235.00 CHF |
|   |       | 36° | 1100lm | 1004451 | 219.00 CHF | 2120lm | 1004547 | 235.00 CHF |
|   |       | 60° | 1100lm | 1004452 | 219.00 CHF | 2060lm | 1004548 | 235.00 CHF |
|   | 2700K | 24° | 985lm  | 1004150 | 165.00 CHF | 1925lm | 1004246 | 187.00 CHF |
|   |       | 36° | 985lm  | 1004151 | 165.00 CHF | 1935lm | 1004247 | 187.00 CHF |
|   |       | 60° | 980lm  | 1004152 | 165.00 CHF | 1885lm | 1004248 | 187.00 CHF |
|   | 3000K | 24° | 1020lm | 1004158 | 165.00 CHF | 1955lm | 1004254 | 187.00 CHF |
|   |       | 36° | 1020lm | 1004159 | 165.00 CHF | 1970lm | 1004255 | 187.00 CHF |
|   |       | 60° | 1020lm | 1004160 | 165.00 CHF | 1880lm | 1004256 | 187.00 CHF |
|   | 4000K | 24° | 1100lm | 1004166 | 165.00 CHF | 2125lm | 1004262 | 187.00 CHF |
|   |       | 36° | 1100lm | 1004167 | 165.00 CHF | 2120lm | 1004263 | 187.00 CHF |
|   |       | 60° | 1100lm | 1004168 | 165.00 CHF | 2060lm | 1004264 | 187.00 CHF |
|  | 2700K | 24° | 985lm  | 1004438 | 219.00 CHF | 1925lm | 1004534 | 235.00 CHF |
|   |       | 36° | 985lm  | 1004439 | 219.00 CHF | 1935lm | 1004535 | 235.00 CHF |
|   |       | 60° | 980lm  | 1004440 | 219.00 CHF | 1885lm | 1004536 | 235.00 CHF |
|   | 3000K | 24° | 1020lm | 1004446 | 219.00 CHF | 1955lm | 1004542 | 235.00 CHF |
|   |       | 36° | 1020lm | 1004447 | 219.00 CHF | 1970lm | 1004543 | 235.00 CHF |
|   |       | 60° | 1020lm | 1004448 | 219.00 CHF | 1880lm | 1004544 | 235.00 CHF |
|   | 4000K | 24° | 1100lm | 1004454 | 219.00 CHF | 2125lm | 1004550 | 235.00 CHF |
|   |       | 36° | 1100lm | 1004455 | 219.00 CHF | 2120lm | 1004551 | 235.00 CHF |
|   |       | 60° | 1100lm | 1004456 | 219.00 CHF | 2060lm | 1004552 | 235.00 CHF |



|   |  |
|---|--|
| <p><b>L</b> 220-240V ~50/60Hz   700mA<br/>Systemleistung: 28W<br/>Material: Aluminium / Polycarbonat (PC)</p> | <p><b>XL</b> 220-240V ~50/60Hz   900mA<br/>Systemleistung: 36W<br/>Material: Aluminium / Polycarbonat (PC)</p> |
|---|--|

|   |       |     |        |         |            |        |         |            |
|---|-------|-----|--------|---------|------------|--------|---------|------------|
|    | 2700K | 24° | 2440lm | 1004338 | 209.00 CHF | 3290lm | 1005705 | 235.00 CHF |
|   |       | 36° | 2400lm | 1004339 | 209.00 CHF | 3250lm | 1005706 | 235.00 CHF |
|   |       | 60° | 2475lm | 1004340 | 209.00 CHF | 2980lm | 1005707 | 235.00 CHF |
|   | 3000K | 24° | 2430lm | 1004346 | 209.00 CHF | 3530lm | 1005711 | 235.00 CHF |
|   |       | 36° | 2340lm | 1004347 | 209.00 CHF | 3490lm | 1005712 | 235.00 CHF |
|   |       | 60° | 2400lm | 1004348 | 209.00 CHF | 3210lm | 1005713 | 235.00 CHF |
|   | 4000K | 24° | 2675lm | 1004354 | 209.00 CHF | 3800lm | 1005717 | 235.00 CHF |
|   |       | 36° | 2620lm | 1004355 | 209.00 CHF | 3760lm | 1005718 | 235.00 CHF |
|   |       | 60° | 2715lm | 1004356 | 209.00 CHF | 3460lm | 1005719 | 235.00 CHF |
|    | 2700K | 24° | 2440lm | 1004626 | 269.00 CHF | 3290lm | 1005777 | 289.00 CHF |
|   |       | 36° | 2400lm | 1004627 | 269.00 CHF | 3250lm | 1005778 | 289.00 CHF |
|   |       | 60° | 2475lm | 1004628 | 269.00 CHF | 2980lm | 1005779 | 289.00 CHF |
|   | 3000K | 24° | 2430lm | 1004634 | 269.00 CHF | 3530lm | 1005783 | 289.00 CHF |
|   |       | 36° | 2340lm | 1004635 | 269.00 CHF | 3490lm | 1005784 | 289.00 CHF |
|   |       | 60° | 2400lm | 1004636 | 269.00 CHF | 3210lm | 1005785 | 289.00 CHF |
|   | 4000K | 24° | 2675lm | 1004642 | 269.00 CHF | 3800lm | 1005789 | 289.00 CHF |
|   |       | 36° | 2620lm | 1004643 | 269.00 CHF | 3760lm | 1005790 | 289.00 CHF |
|   |       | 60° | 2715lm | 1004644 | 269.00 CHF | 3460lm | 1005791 | 289.00 CHF |
|   | 2700K | 24° | 2440lm | 1004342 | 209.00 CHF | 3290lm | 1005708 | 235.00 CHF |
|   |       | 36° | 2400lm | 1004343 | 209.00 CHF | 3250lm | 1005709 | 235.00 CHF |
|   |       | 60° | 2475lm | 1004344 | 209.00 CHF | 2980lm | 1005710 | 235.00 CHF |
|   | 3000K | 24° | 2430lm | 1004350 | 209.00 CHF | 3530lm | 1005714 | 235.00 CHF |
|   |       | 36° | 2340lm | 1004351 | 209.00 CHF | 3490lm | 1005715 | 235.00 CHF |
|   |       | 60° | 2400lm | 1004352 | 209.00 CHF | 3210lm | 1005716 | 235.00 CHF |
|   | 4000K | 24° | 2675lm | 1004358 | 209.00 CHF | 3800lm | 1005720 | 235.00 CHF |
|   |       | 36° | 2620lm | 1004359 | 209.00 CHF | 3760lm | 1005721 | 235.00 CHF |
|   |       | 60° | 2715lm | 1004360 | 209.00 CHF | 3460lm | 1005722 | 235.00 CHF |
|  | 2700K | 24° | 2440lm | 1004630 | 269.00 CHF | 3290lm | 1005780 | 289.00 CHF |
|   |       | 36° | 2400lm | 1004631 | 269.00 CHF | 3250lm | 1005781 | 289.00 CHF |
|   |       | 60° | 2475lm | 1004632 | 269.00 CHF | 2980lm | 1005782 | 289.00 CHF |
|   | 3000K | 24° | 2430lm | 1004638 | 269.00 CHF | 3530lm | 1005786 | 289.00 CHF |
|   |       | 36° | 2340lm | 1004639 | 269.00 CHF | 3490lm | 1005787 | 289.00 CHF |
|   |       | 60° | 2400lm | 1004640 | 269.00 CHF | 3210lm | 1005788 | 289.00 CHF |
|   | 4000K | 24° | 2675lm | 1004646 | 269.00 CHF | 3800lm | 1005792 | 289.00 CHF |
|   |       | 36° | 2620lm | 1004647 | 269.00 CHF | 3760lm | 1005793 | 289.00 CHF |
|   |       | 60° | 2715lm | 1004648 | 269.00 CHF | 3460lm | 1005794 | 289.00 CHF |



NUMINOS® 3-PH. TRACK  
1004083



NUMINOS®  
3-Phasen Track System



Entdecken Sie die  
NUMINOS® Leuchten  
auch für das  
48V-System  
S. 468–471



NUMINOS® 3-PH. TRACK  
1004082



Zierring auch in  
weiß erhältlich















|                         |                         |   |         |          |
|-------------------------|-------------------------|---|---------|----------|
| Zierring<br>NUMINOS® S  | Ø: 6,2 cm, H: 2 cm      | ○ | 1006167 | 1.50 CHF |
| Zierring<br>NUMINOS® M  | Ø: 8,2 cm, H: 2,4 cm    | ○ | 1006168 | 3.50 CHF |
| Zierring<br>NUMINOS® L  | Ø: 9,65 cm, H: 2,5 cm   | ○ | 1006169 | 3.50 CHF |
| Zierring<br>NUMINOS® XL | Ø: 11,66 cm, H: 2,85 cm | ○ | 1006170 | 3.80 CHF |

Detaillierte Abmessungen und Informationen zur Montage finden Sie auf den Seiten 118–119



**S** 220-240V ~50/60Hz | 250mA  
Systemleistung: 11W  
Material: Aluminium / Polycarbonat (PC)





**M** 220-240V ~50/60Hz | 500mA  
Systemleistung: 20W  
Material: Aluminium / Polycarbonat (PC)

|   |       |     |        |         |            |        |         |            |
|---|-------|-----|--------|---------|------------|--------|---------|------------|
|    | 2700K | 24° | 985lm  | 1004074 | 135.00 CHF | 1925lm | 1004170 | 172.00 CHF |
|   |       | 36° | 985lm  | 1004075 | 135.00 CHF | 1935lm | 1004171 | 172.00 CHF |
|   |       | 60° | 980lm  | 1004076 | 135.00 CHF | 1885lm | 1004172 | 172.00 CHF |
|    | 3000K | 24° | 1020lm | 1004082 | 135.00 CHF | 1955lm | 1004178 | 172.00 CHF |
|   |       | 36° | 1020lm | 1004083 | 135.00 CHF | 1970lm | 1004179 | 172.00 CHF |
|   |       | 60° | 1020lm | 1004084 | 135.00 CHF | 1880lm | 1004180 | 172.00 CHF |
|    | 4000K | 24° | 1100lm | 1004090 | 135.00 CHF | 2125lm | 1004186 | 172.00 CHF |
|   |       | 36° | 1100lm | 1004091 | 135.00 CHF | 2120lm | 1004187 | 172.00 CHF |
|   |       | 60° | 1100lm | 1004092 | 135.00 CHF | 2060lm | 1004188 | 172.00 CHF |
|    | 2700K | 24° | 985lm  | 1004362 | 193.00 CHF | 1925lm | 1004458 | 209.00 CHF |
|   |       | 36° | 985lm  | 1004363 | 193.00 CHF | 1935lm | 1004459 | 209.00 CHF |
|   |       | 60° | 980lm  | 1004364 | 193.00 CHF | 1885lm | 1004460 | 209.00 CHF |
|    | 3000K | 24° | 1020lm | 1004370 | 193.00 CHF | 1955lm | 1004466 | 209.00 CHF |
|   |       | 36° | 1020lm | 1004371 | 193.00 CHF | 1970lm | 1004467 | 209.00 CHF |
|   |       | 60° | 1020lm | 1004372 | 193.00 CHF | 1880lm | 1004468 | 209.00 CHF |
|    | 4000K | 24° | 1100lm | 1004378 | 193.00 CHF | 2125lm | 1004474 | 209.00 CHF |
|   |       | 36° | 1100lm | 1004379 | 193.00 CHF | 2120lm | 1004475 | 209.00 CHF |
|   |       | 60° | 1100lm | 1004380 | 193.00 CHF | 2060lm | 1004476 | 209.00 CHF |
|   | 2700K | 24° | 985lm  | 1004078 | 135.00 CHF | 1925lm | 1004174 | 172.00 CHF |
|   |       | 36° | 985lm  | 1004079 | 135.00 CHF | 1935lm | 1004175 | 172.00 CHF |
|   |       | 60° | 980lm  | 1004080 | 135.00 CHF | 1885lm | 1004176 | 172.00 CHF |
|   | 3000K | 24° | 1020lm | 1004086 | 135.00 CHF | 1955lm | 1004182 | 172.00 CHF |
|   |       | 36° | 1020lm | 1004087 | 135.00 CHF | 1970lm | 1004183 | 172.00 CHF |
|   |       | 60° | 1020lm | 1004088 | 135.00 CHF | 1880lm | 1004184 | 172.00 CHF |
|   | 4000K | 24° | 1100lm | 1004094 | 135.00 CHF | 2125lm | 1004190 | 172.00 CHF |
|   |       | 36° | 1100lm | 1004095 | 135.00 CHF | 2120lm | 1004191 | 172.00 CHF |
|   |       | 60° | 1100lm | 1004096 | 135.00 CHF | 2060lm | 1004192 | 172.00 CHF |
|  | 2700K | 24° | 985lm  | 1004366 | 193.00 CHF | 1925lm | 1004462 | 209.00 CHF |
|   |       | 36° | 985lm  | 1004367 | 193.00 CHF | 1935lm | 1004463 | 209.00 CHF |
|   |       | 60° | 980lm  | 1004368 | 193.00 CHF | 1885lm | 1004464 | 209.00 CHF |
|  | 3000K | 24° | 1020lm | 1004374 | 193.00 CHF | 1955lm | 1004470 | 209.00 CHF |
|   |       | 36° | 1020lm | 1004375 | 193.00 CHF | 1970lm | 1004471 | 209.00 CHF |
|   |       | 60° | 1020lm | 1004376 | 193.00 CHF | 1880lm | 1004472 | 209.00 CHF |
|  | 4000K | 24° | 1100lm | 1004382 | 193.00 CHF | 2125lm | 1004478 | 209.00 CHF |
|   |       | 36° | 1100lm | 1004383 | 193.00 CHF | 2120lm | 1004479 | 209.00 CHF |
|   |       | 60° | 1100lm | 1004384 | 193.00 CHF | 2060lm | 1004480 | 209.00 CHF |





**L** 220-240V ~50/60Hz | 700mA Systemleistung: 28W Material: Aluminium / Polycarbonat (PC) **XL** 220-240V ~50/60Hz | 900mA Systemleistung: 36W Material: Aluminium / Polycarbonat (PC)

|   |       |     |        |         |            |        |         |            |
|---|-------|-----|--------|---------|------------|--------|---------|------------|
|    | 2700K | 24° | 2440lm | 1004266 | 185.00 CHF | 3290lm | 1005723 | 209.00 CHF |
|   |       | 36° | 2400lm | 1004267 | 185.00 CHF | 3250lm | 1005724 | 209.00 CHF |
|   |       | 60° | 2475lm | 1004268 | 185.00 CHF | 2980lm | 1005725 | 209.00 CHF |
|   | 3000K | 24° | 2430lm | 1004274 | 185.00 CHF | 3530lm | 1005729 | 209.00 CHF |
|   |       | 36° | 2340lm | 1004275 | 185.00 CHF | 3490lm | 1005730 | 209.00 CHF |
|   |       | 60° | 2400lm | 1004276 | 185.00 CHF | 3210lm | 1005731 | 209.00 CHF |
|   | 4000K | 24° | 2675lm | 1004282 | 185.00 CHF | 3800lm | 1005735 | 209.00 CHF |
|   |       | 36° | 2620lm | 1004283 | 185.00 CHF | 3760lm | 1005736 | 209.00 CHF |
|   |       | 60° | 2715lm | 1004284 | 185.00 CHF | 3460lm | 1005737 | 209.00 CHF |
|    | 2700K | 24° | 2440lm | 1004554 | 259.00 CHF | 3290lm | 1005795 | 289.00 CHF |
|   |       | 36° | 2400lm | 1004555 | 259.00 CHF | 3250lm | 1005796 | 289.00 CHF |
|   |       | 60° | 2475lm | 1004556 | 259.00 CHF | 2980lm | 1005797 | 289.00 CHF |
|   | 3000K | 24° | 2430lm | 1004562 | 259.00 CHF | 3530lm | 1005801 | 289.00 CHF |
|   |       | 36° | 2340lm | 1004563 | 259.00 CHF | 3490lm | 1005802 | 289.00 CHF |
|   |       | 60° | 2400lm | 1004564 | 259.00 CHF | 3210lm | 1005803 | 289.00 CHF |
|   | 4000K | 24° | 2675lm | 1004570 | 259.00 CHF | 3800lm | 1005807 | 289.00 CHF |
|   |       | 36° | 2620lm | 1004571 | 259.00 CHF | 3760lm | 1005808 | 289.00 CHF |
|   |       | 60° | 2715lm | 1004572 | 259.00 CHF | 3460lm | 1005809 | 289.00 CHF |
|   | 2700K | 24° | 2440lm | 1004270 | 185.00 CHF | 3290lm | 1005726 | 209.00 CHF |
|   |       | 36° | 2400lm | 1004271 | 185.00 CHF | 3250lm | 1005727 | 209.00 CHF |
|   |       | 60° | 2475lm | 1004272 | 185.00 CHF | 2980lm | 1005728 | 209.00 CHF |
|   | 3000K | 24° | 2430lm | 1004278 | 185.00 CHF | 3530lm | 1005732 | 209.00 CHF |
|   |       | 36° | 2340lm | 1004279 | 185.00 CHF | 3490lm | 1005733 | 209.00 CHF |
|   |       | 60° | 2400lm | 1004280 | 185.00 CHF | 3210lm | 1005734 | 209.00 CHF |
|   | 4000K | 24° | 2675lm | 1004286 | 185.00 CHF | 3800lm | 1005738 | 209.00 CHF |
|   |       | 36° | 2620lm | 1004287 | 185.00 CHF | 3760lm | 1005739 | 209.00 CHF |
|   |       | 60° | 2715lm | 1004288 | 185.00 CHF | 3460lm | 1005740 | 209.00 CHF |
|  | 2700K | 24° | 2440lm | 1004558 | 259.00 CHF | 3290lm | 1005798 | 289.00 CHF |
|   |       | 36° | 2400lm | 1004559 | 259.00 CHF | 3250lm | 1005799 | 289.00 CHF |
|   |       | 60° | 2475lm | 1004560 | 259.00 CHF | 2980lm | 1005800 | 289.00 CHF |
|   | 3000K | 24° | 2430lm | 1004566 | 259.00 CHF | 3530lm | 1005804 | 289.00 CHF |
|   |       | 36° | 2340lm | 1004567 | 259.00 CHF | 3490lm | 1005805 | 289.00 CHF |
|   |       | 60° | 2400lm | 1004568 | 259.00 CHF | 3210lm | 1005806 | 289.00 CHF |
|   | 4000K | 24° | 2675lm | 1004574 | 259.00 CHF | 3800lm | 1005810 | 289.00 CHF |
|   |       | 36° | 2620lm | 1004575 | 259.00 CHF | 3760lm | 1005811 | 289.00 CHF |
|   |       | 60° | 2715lm | 1004576 | 259.00 CHF | 3460lm | 1005812 | 289.00 CHF |

NUMINOS® ZOOM  
1006117



short. Smile while you still have time





# NUMINOS® ZOOM 3-Phasen Track System



**M** 220-240V ~50/60Hz | 500mA  
Systemleistung: 20W  
Material: Aluminium / Polycarbonat (PC)



|  |  |       |         |            |         |            |
|--|--|-------|---------|------------|---------|------------|
|  |  | 2700K | 15°-60° | 680-1650lm | 1006108 | 205.00 CHF |
|  |  | 3000K | 15°-60° | 750-1800lm | 1006110 | 205.00 CHF |
|  |  | 4000K | 15°-60° | 780-1900lm | 1006112 | 205.00 CHF |
|  |  | 2700K | 15°-60° | 680-1650lm | 1006114 | 259.00 CHF |
|  |  | 3000K | 15°-60° | 750-1800lm | 1006116 | 259.00 CHF |
|  |  | 4000K | 15°-60° | 780-1900lm | 1006118 | 259.00 CHF |
|  |  | 2700K | 15°-60° | 680-1650lm | 1006109 | 205.00 CHF |
|  |  | 3000K | 15°-60° | 750-1800lm | 1006111 | 205.00 CHF |
|  |  | 4000K | 15°-60° | 780-1900lm | 1006113 | 205.00 CHF |
|  |  | 2700K | 15°-60° | 680-1650lm | 1006115 | 259.00 CHF |
|  |  | 3000K | 15°-60° | 750-1800lm | 1006117 | 259.00 CHF |
|  |  | 4000K | 15°-60° | 780-1900lm | 1006119 | 259.00 CHF |



Halbstreuwinkel einstellbar  
von 15°-60°

Detaillierte Abmessungen und Informationen zur Montage finden Sie auf den Seiten 118-119

# KONFIGURIEREN SIE IHRE NUMINOS®

---

WÄHLEN SIE IHR/IHRE

SYSTEM

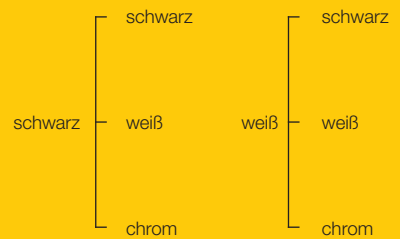
FARBE

---

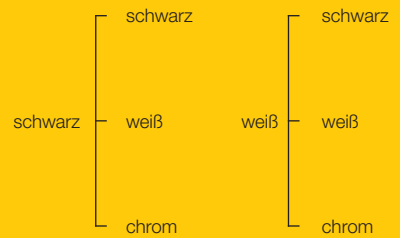
NUMINOS® DL

NUMINOS® MOVE

NUMINOS® GIMBLE



NUMINOS® PROJECTOR



NUMINOS® PD

NUMINOS® CL

NUMINOS® SPOT



NUMINOS® TRACK

NUMINOS® ZOOM



Das NUMINOS® Leuchtensystem bietet konstante Lichteigenschaften und modernes Design über alle Anwendungen hinweg: Vom Hotel übers Büro bis hin zu gewerblichen oder privaten Räumen. Von der Anwendung über die Technik bis zum Design im Detail: Gut, dass sich die modularen Down- und Spotlights genauso konfigurieren lassen, wie es die Planung oder Raumbedingungen erfordern. Und je facettenreicher Ihr Projekt ist, desto mehr profitieren Sie vom NUMINOS® Leuchtensystem.



## GRÖSSE

## PERFORMANCE

## DIFFUSOREN

**XS** **S** **M** **L** **XL**

- XS** 200mA  
Leistungsaufnahme: 7W
- S** 250mA  
Leistungsaufnahme: 8,6W
- M** 500mA  
Leistungsaufnahme: 17,5W
- L** 700mA  
Leistungsaufnahme: 25,4W
- XL** 1050mA  
Leistungsaufnahme: 37,4W

**ELIPTISCH**  
In Längsrichtung verteiltes Licht, leicht reduzierte Blendung, perfekt für den Einstrich in Fluren

**PRISMATISCH**  
Breiterer Lichtstrahl, geringere Blendung, perfekt, um die Leuchten in bestimmten Abständen anzubringen

**XS** **S** **M** **L**

- XS** 200 mA  
Leistungsaufnahme: 7W
- S** 250 mA  
Leistungsaufnahme: 8,6W
- M** 500 mA  
Leistungsaufnahme: 17,5W
- L** 700 mA  
Leistungsaufnahme: 25,4W

**GEFROSTET**  
Breiterer Lichtstrahl, erhöhte Ausleuchtung, perfekt für niedrige Deckenhöhen

**WABE**  
Enger Lichtstrahl, reduzierte Blendung, perfekt für die Arbeit am Computer

Passende Treiber finden Sie auf S. 94–95

**S** **M** **L** **XL**

- S** 250mA  
Leistungsaufnahme: 11W
- M** 500mA  
Leistungsaufnahme: 20W
- L** 700mA  
Leistungsaufnahme: 28W
- XL** 900mA  
Leistungsaufnahme: 36W

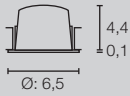
**S** **M** **L** **XL**

NUMINOS® Zoom nur in Größe M erhältlich

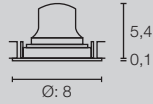
# NUMINOS® GRÖSSEN

## DOWNLIGHTS

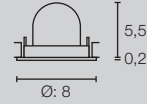
**XS**



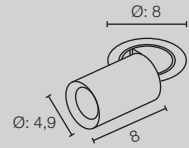
Einbaumaße:  
Ø: 5,5 cm T: 11,0 cm



Einbaumaße:  
Ø: 6,8 cm T: 8 cm

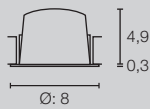


Einbaumaße:  
Ø: 6,8 cm T: 8 cm

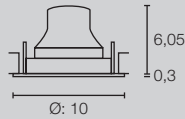


Einbaumaße:  
Ø: 6,8 cm T: 10 cm

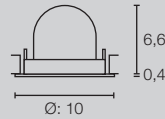
**S**



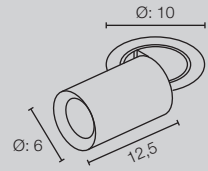
Einbaumaße:  
Ø: 6,8 cm T: 5,5 cm



Einbaumaße:  
Ø: 9 cm T: 8,5 cm

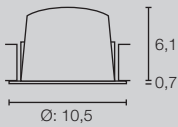


Einbaumaße:  
Ø: 9 cm T: 7 cm

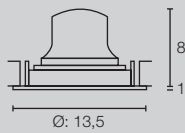


Einbaumaße:  
Ø: 8,8 cm T: 15 cm

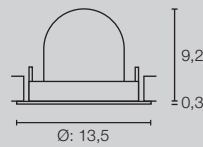
**M**



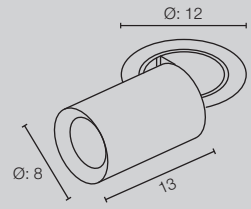
Einbaumaße:  
Ø: 9 cm T: 7,5 cm



Einbaumaße:  
Ø: 12 cm T: 10 cm

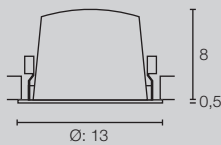


Einbaumaße:  
Ø: 12 cm T: 10 cm

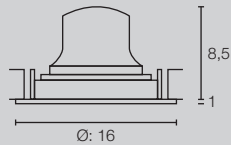


Einbaumaße:  
Ø: 10,5 cm T: 15 cm

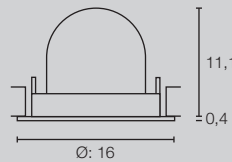
**L**



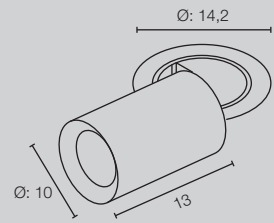
Einbaumaße:  
Ø: 11,7 cm T: 9 cm



Einbaumaße:  
Ø: 14,5 cm T: 10,5 cm

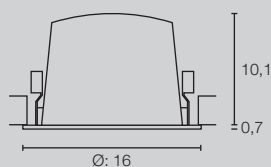


Einbaumaße:  
Ø: 14,5 cm T: 11,5 cm

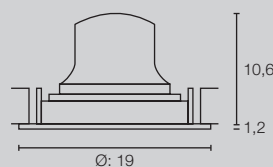


Einbaumaße:  
Ø: 13 cm T: 15 cm

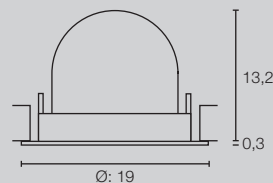
**XL**



Einbaumaße:  
Ø: 14,5 cm T: 11,5 cm



Einbaumaße:  
Ø: 17,5 cm T: 13 cm



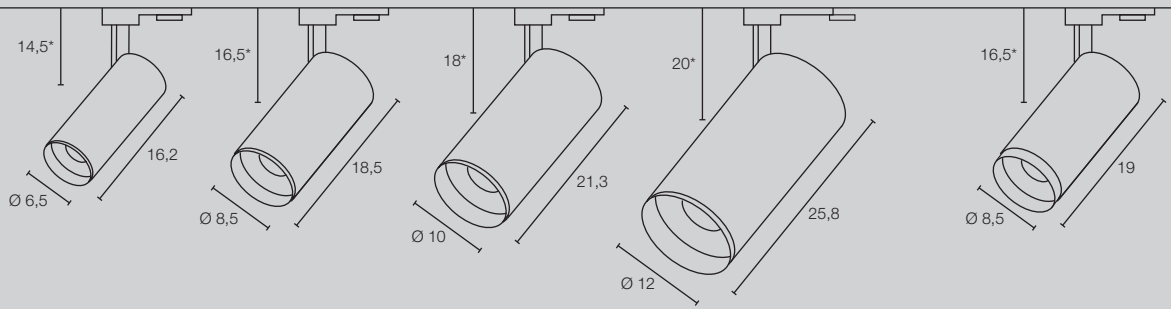
Einbaumaße:  
Ø: 17,5 cm T: 13,5 cm

**NUMINOS®  
DL**

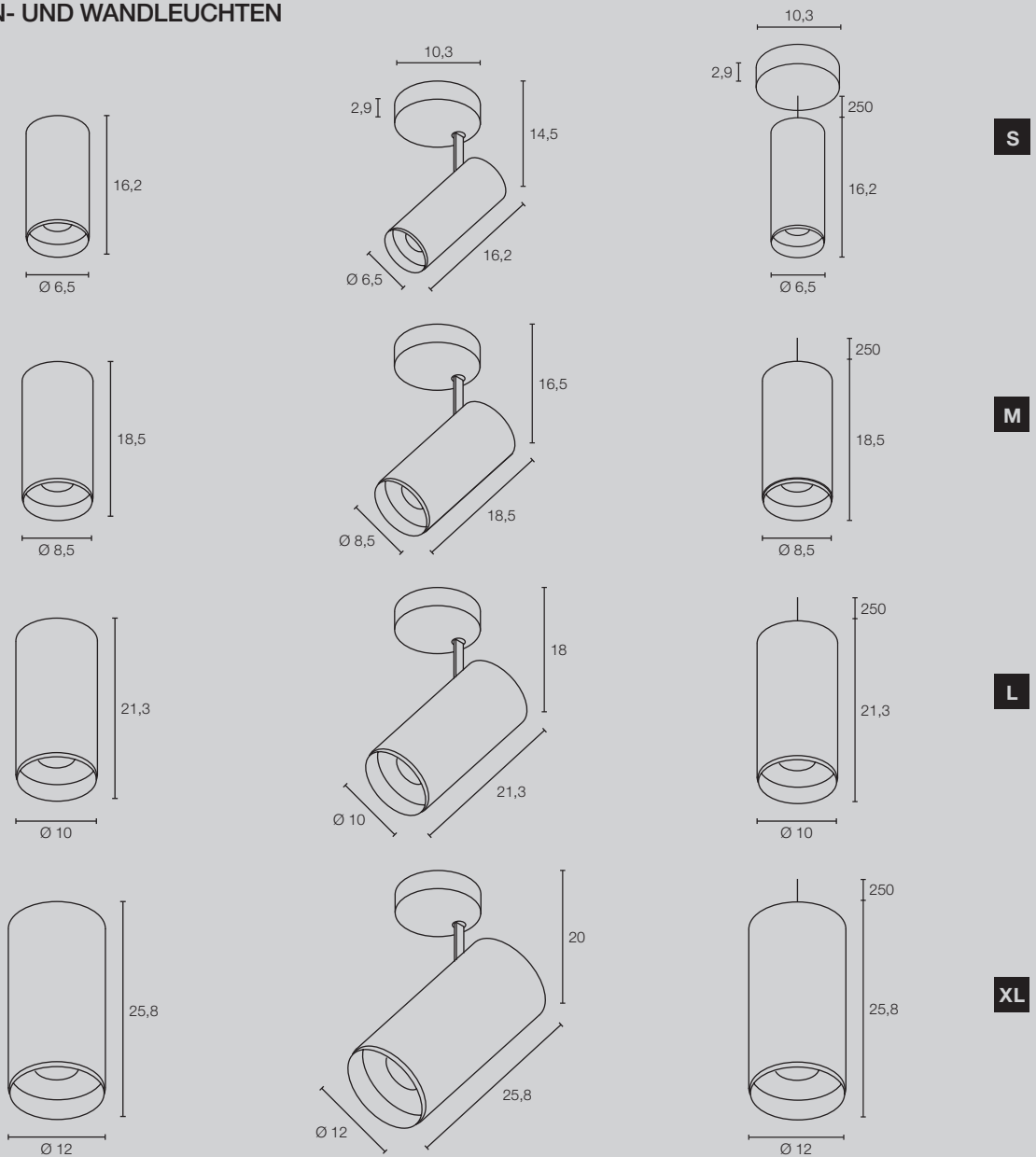
**NUMINOS®  
MOVE**

**NUMINOS®  
GIMBLE**

**NUMINOS®  
PROJECTOR**

**S****M****L****XL****M****NUMINOS® TRACK**

\*Bei einem Winkel von unter 90°

**NUMINOS® ZOOM****DECKEN- UND WANDLEUCHTEN****NUMINOS®  
CL****NUMINOS®  
CW****NUMINOS®  
PD**

# NUMINOS®

# DOWN-/SPOTLIGHTS

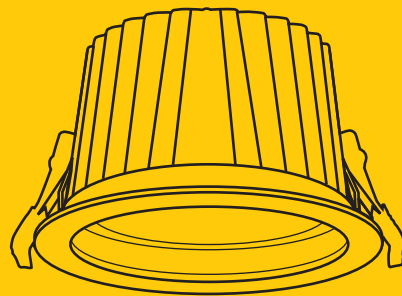
---



Entdecken Sie den  
NUMINOS®  
Konfigurator auf  
[slv.com](http://slv.com)


In sieben Varianten mit  
Hochleistungs LED-Modul in  
drei Lichtfarben und Blendungs-  
bewertungen erhältlich.

---



Wählbare Reflektoren mit  
Halb-streuwinkeln von 20°-55°.

---



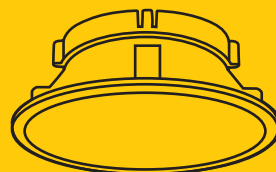
Verschiedene Effektfilter  
als Zubehör verfügbar.

---



Dekoring als sichtbarer  
Abschluss wählbar.

---

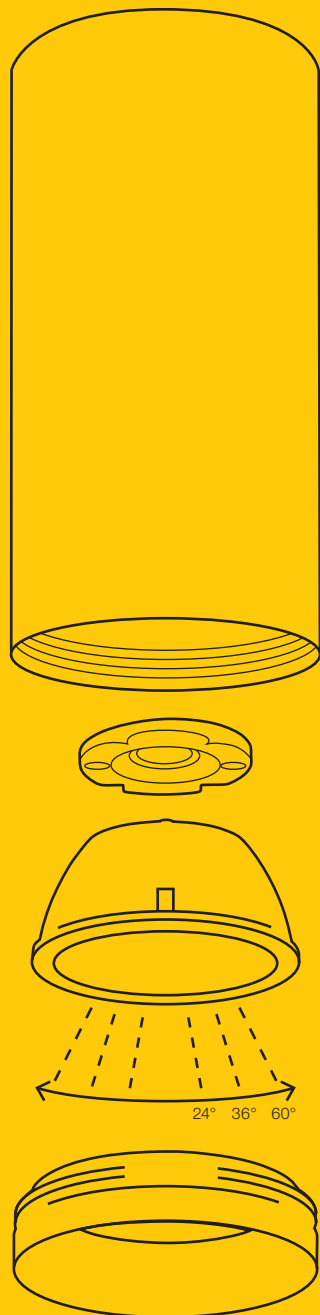


## DOWNLIGHTS

NUMINOS® Downlights sind als starre oder schwenkbare Variante erhältlich.



NUMINOS® EIN LEUCHTENSYSTEM – TAUSEND MÖGLICHKEITEN. Das frei konfigurierbare Leuchtensystem, das jedes Ambiente ins beste Licht rückt. Kein Projekt ist wie das andere. Aber viele Projekte verlangen ein einheitliches Licht- und Designkonzept. NUMINOS® ist ein perfekt aufeinander abgestimmtes Leuchtensystem, das Funktion, Design und Technik in Einklang bringt. Für Planer und Macher. Für jede Anforderung. Für maximale Vielfalt bei minimalem Aufwand.



In drei Gehäusegrößen mit Hochleistungs LED-Modul in drei Lichtfarben verfügbar.

Durch den verbauten LED-Treiber sind alle Spotlights für den direkten Anschluss an 230V Netzspannung geeignet.

Wählbare Linsen mit Halb-streuwinkeln von 24°-60°.

Dekoring als sichtbarer Abschluss wählbar.

## SPOTLIGHTS

NUMINOS® Spotlights sind als schwenkbarer oder starrer Deckenspot, Pendelleuchte und als Spot für 3-Phasen Schienensysteme erhältlich.

NEW TRIA®  
1007334

## KOMBINIEREN SIE



GU10 Socket oder  
LED Module

+



Einbauring in den Farben  
Schwarz, Weiß, Roségold,  
Aluminium

=



NEW TRIA®  
Downlight (DL)

NEW

Modulares Plug & Play System  
für maximale FlexibilitätHervorragender  
Farbwiedergabeindex >90IP65  
VersionEasy-to-install dank  
Quick Connector

## NEW TRIA® SETS

*Sie finden bereits kombinierte Sets unserer Topseller  
auf den Seiten 132–139*

## LED MODULE FÜR 68 UND 75 mm EINBAUDURCHMESSER RINGE



### NEW TRIA® DL, LED-Modul, Phase



220-240V ~50/60Hz  
Material: Aluminium

|  |      |       |      |       |       |         |   |           |
|--|------|-------|------|-------|-------|---------|---|-----------|
|  | IP20 | 200mA | 8,3W | 2700K | 705lm | 1007381 | ● | 51.80 CHF |
|  |      |       |      | 3000K | 750lm | 1007383 | ● | 51.80 CHF |



### NEW TRIA® DL, LED-Modul, Phase



220-240V ~50/60Hz  
Material: Aluminium

|  |      |       |      |       |       |         |   |           |
|--|------|-------|------|-------|-------|---------|---|-----------|
|  | IP20 | 200mA | 8,3W | 2700K | 705lm | 1007382 | ● | 51.80 CHF |
|  |      |       |      | 3000K | 750lm | 1007384 | ● | 51.80 CHF |



## DIM-TO-WARM MODULE FÜR 68 UND 75 mm EINBAUDURCHMESSER RINGE

### NEW TRIA® DL, LED-Modul, DTW, Phase



220-240V ~50/60Hz  
Material: Aluminium

|  |      |       |     |              |       |         |   |           |
|--|------|-------|-----|--------------|-------|---------|---|-----------|
|  | IP20 | 250mA | 11W | 1800 - 3000K | 700lm | 1007421 | ● | 64.40 CHF |
|--|------|-------|-----|--------------|-------|---------|---|-----------|



### NEW TRIA® DL, LED-Modul, DTW, Phase



220-240V ~50/60Hz  
Material: Aluminium

|  |      |       |     |               |       |         |   |           |
|--|------|-------|-----|---------------|-------|---------|---|-----------|
|  | IP20 | 250mA | 11W | 1800 - 3000 K | 700lm | 1007422 | ● | 64.40 CHF |
|--|------|-------|-----|---------------|-------|---------|---|-----------|



## DIM-TO-WARM (DTW)

*Mit der Dim-to-Warm Funktion lassen sich Farbtemperatur und Helligkeit der Leuchten regeln. So verändert sich das Licht beim Herunterdimmen von helles, kühles zu weiches, warmes Licht.*

Alle Wattangaben beziehen sich auf die Systemleistung.

Detaillierte Abmessungen und Informationen zur Montage finden Sie auf den Seiten 128–129

## MULTI WATTAGE 3 CCT MODULE FÜR 68 UND 75 mm EINBAUDURCHMESSER RINGE

NEW TRIA® UNIVERSAL  
DL, LED-Modul, Phase220-240V ~50/60Hz  
Material: Aluminium

● IP20 100 - 180mA 4,6 - 8,6W CCT 2500 / 3000 / 4000K 540 / 600 / 600lm 1007431 ● 87.40 CHF

NEW TRIA® UNIVERSAL  
DL, LED-Modul, Phase220-240V ~50/60Hz  
Material: Aluminium

● IP20 100 - 180mA 4,6 - 8,6W CCT 2500 / 3000 / 4000K 540 / 600 / 600lm 1007432 ● 87.40 CHF



## GU10 MODUL FÜR 68 UND 75 mm EINBAUDURCHMESSER RINGE

GU10 LED CONNECTION BOX  
mit Sockel220-240V ~50/60Hz  
Material: Aluminium

● - IP20 - &lt;10W - - 1007283 ● 6.90 CHF



Passende Leuchtmittel finden Sie ab Seite 860

## LED MODULE FÜR 95 mm EINBAUDURCHMESSER RINGE

NEW TRIA®  
DL, LED-Modul, Phase220-240V ~50/60Hz  
Material: Aluminium● IP20 350mA 13,3W 2700K 1130lm 1007409 ● 109.30 CHF  
● IP20 350mA 13,3W 3000K 1200lm 1007410 ● 109.30 CHFNEW TRIA®  
DL, LED-Modul, Phase220-240V ~50/60Hz  
Material: Aluminium● IP20 350mA 13,3W 2700K 1130lm 1007411 ● 109.30 CHF  
● IP20 350mA 13,3W 3000K 1200lm 1007412 ● 109.30 CHF

# WÄHLEN SIE IHREN EINBAURING:



## PASSEND FÜR ALLE 68/75er EINBAUDURCHMESSER MODULE UND GU10 FASSUNG

|  |           |      |                                 |         |           |  |
|--|-----------|------|---------------------------------|---------|-----------|--|
|  | schwarz   |      |                                 | 1007332 | 17.10 CHF |  |
| NEW TRIA® 68<br><i>Ring rund, GU10/LED-Module</i>                              | weiß      | IP20 | Ø: 8,2 cm, H: 2,6 cm            | 1007333 | 17.10 CHF |  |
|  | roségold  |      |                                 | 1007334 | 28.60 CHF |  |
|  | aluminium |      |                                 | 1007335 | 22.90 CHF |  |
|  | schwarz   |      |                                 | 1007329 | 17.10 CHF |  |
| NEW TRIA® 68<br><i>Ring eckig, GU10/LED-Module</i>                             | weiß      | IP20 | L: 8,2 cm, B: 8,2 cm, H: 2,6 cm | 1007328 | 17.10 CHF |  |
|  | roségold  |      |                                 | 1007331 | 28.60 CHF |  |
|  | aluminium |      |                                 | 1007330 | 22.90 CHF |  |
|  | schwarz   |      |                                 | 1007451 | 18.30 CHF |  |
| NEW TRIA® 68<br><i>Ring rund, GU10/LED-Module</i>                              | weiß      | IP20 | Ø: 8,2 cm, H: 4,4 cm            | 1007453 | 18.30 CHF |  |
|  | schwarz   |      |                                 | 1007345 | 28.60 CHF |  |
| NEW TRIA® 68<br><i>Ring rund, GU10/LED-Module</i>                              | weiß      | IP65 | Ø: 8,2 cm, H: 3,4 cm            | 1007346 | 28.60 CHF |  |
|  | schwarz   |      |                                 | 1007347 | 28.60 CHF |  |
| NEW TRIA® 68<br><i>Ring eckig, GU10/LED-Module</i>                             | weiß      | IP65 | L: 8,2 cm, B: 8,2 cm, H: 3,4 cm | 1007348 | 28.60 CHF |  |
|  | schwarz   |      |                                 | 1007336 | 41.30 CHF |  |
| NEW TRIA® 68<br><i>Ring rund, GU10/LED-Module mit dekorativer Glasscheibe</i>  | weiß      | IP65 | Ø: 8,3 cm, H: 3,6 cm            | 1007337 | 41.30 CHF |  |
|  | schwarz   |      |                                 | 1007338 | 41.30 CHF |  |
| NEW TRIA® 68<br><i>Ring eckig, GU10/LED-Module mit dekorativer Glasscheibe</i> | weiß      | IP65 | L: 8,3 cm, B: 8,3 cm, H: 3,6 cm | 1007339 | 41.30 CHF |  |
|  | schwarz   |      |                                 | 1007343 | 22.90 CHF |  |
| NEW TRIA® 75<br><i>Ring rund, GU10/LED-Module</i>                              | weiß      | IP20 | Ø: 9,3 cm, H: 2,6 cm            | 1007342 | 22.90 CHF |  |
|  | roségold  |      |                                 | 1007344 | 33.20 CHF |  |
|  | aluminium |      |                                 | 1007351 | 27.50 CHF |  |
|  | schwarz   |      |                                 | 1007340 | 22.90 CHF |  |
| NEW TRIA® 75<br><i>Ring eckig, GU10/LED-Module</i>                             | weiß      | IP20 | L: 9 cm, B: 9 cm, H: 2,6 cm     | 1007349 | 22.90 CHF |  |
|  | roségold  |      |                                 | 1007341 | 33.20 CHF |  |
|  | aluminium |      |                                 | 1007350 | 27.50 CHF |  |
|  | schwarz   |      |                                 | 1007449 | 21.70 CHF |  |
| NEW TRIA® 75<br><i>Ring rund, GU10/LED-Module Zurückgesetzt mit Kragen</i>     | weiß      | IP20 | Ø: 8,2 cm, H: 4,9 cm            | 1007450 | 21.70 CHF |  |
|  | schwarz   |      |                                 | 1007488 | 17.10 CHF |  |
| NEW TRIA® 75<br><i>Ring rund, GU10/LED-Module Zurückgesetzt</i>                | weiß      | IP20 | Ø: 8,2 cm, H: 4,3 cm            | 1007489 | 17.10 CHF |  |
|  | schwarz   |      |                                 | 1007631 | 28.60 CHF |  |
| NEW TRIA® 75 XL<br><i>Ring rund, GU10/LED-Module</i>                           | weiß      | IP20 | Ø: 11 cm, H: 2,6 cm             | 1007630 | 28.60 CHF |  |
|  | roségold  |      |                                 | 1007633 | 39.00 CHF |  |
|  | aluminium |      |                                 | 1007632 | 33.20 CHF |  |
|  | schwarz   |      |                                 | 1007635 | 28.60 CHF |  |
| NEW TRIA® 75 XL<br><i>Ring eckig, GU10/LED-Module</i>                          | weiß      | IP20 | L: 11 cm, B: 11 cm, H: 2,6 cm   | 1007634 | 28.60 CHF |  |
|  | roségold  |      |                                 | 1007637 | 39.00 CHF |  |
|  | aluminium |      |                                 | 1007636 | 33.20 CHF |  |
|  | schwarz   |      |                                 | 1007444 | 34.40 CHF |  |

## PASSEND FÜR ALLE 95er EINBAUDURCHMESSER MODULE

|   |           |      |                               |         |           |  |
|---|-----------|------|-------------------------------|---------|-----------|--|
|   | schwarz   |      |                               | 1007444 | 34.40 CHF |  |
| NEW TRIA® 95<br><i>Ring rund, LED-Module</i>  | weiß      | IP20 | Ø: 11 cm, H: 2,6 cm           | 1007443 | 34.40 CHF |  |
|   | roségold  |      |                               | 1007447 | 45.90 CHF |  |
|   | aluminium |      |                               | 1007445 | 40.10 CHF |  |
|   | schwarz   |      |                               | 1007452 | 34.40 CHF |  |
| NEW TRIA® 95<br><i>Ring rund, LED-Module</i>  | weiß      | IP20 | Ø: 10,3 cm, H: 5,5 cm         | 1007454 | 34.40 CHF |  |
|   | schwarz   |      |                               | 1007446 | 34.40 CHF |  |
| NEW TRIA® 95<br><i>Ring eckig, LED-Module</i> | weiß      | IP20 | L: 11 cm, B: 11 cm, H: 2,6 cm | 1007448 | 34.40 CHF |  |
|   | schwarz   |      |                               | 1007448 | 34.40 CHF |  |



Mit dekorativer  
Glasscheibe



30° schwenkbar



Dreh- und  
30° schwenkbar



Zurückgesetzt  
mit Kragen

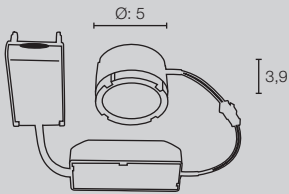


Zurückgesetzt



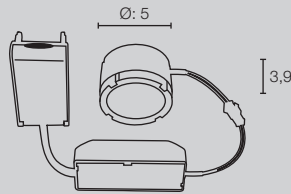
# NEW TRIA® GRÖSSEN

LED MODULE FÜR 68 und 75 mm EINBAUDURCHMESSER RINGE



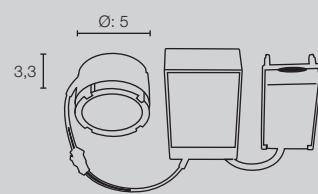
1007381 - 384

**NEW TRIA®**  
DL, LED-MODUL, PHASE



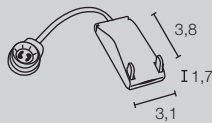
1007421 - 422

**NEW TRIA®**  
DL, LED-MODUL, DTW, PHASE



1007431 - 432

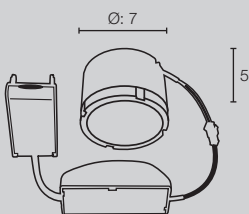
**NEW TRIA® UNIVERSAL**  
DL, LED-MODUL, PHASE



1007283

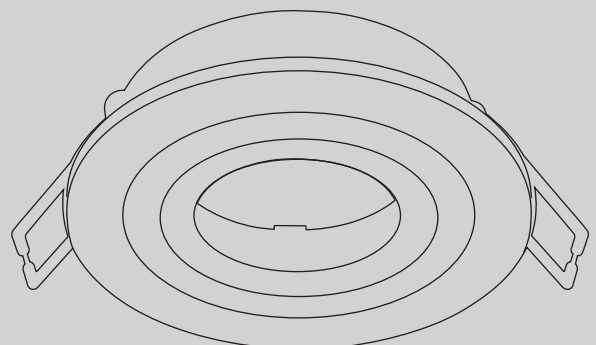
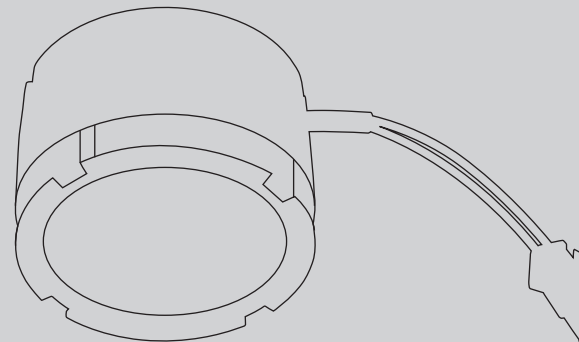
**GU10 LED CONNECTION BOX**  
MIT SOCKEL

LED MODULE FÜR 95 mm  
EINBAUDURCHMESSER RINGE

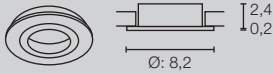


1007409, 1007410 - 412

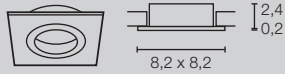
**NEW TRIA®**  
DL, LED-MODUL, PHASE



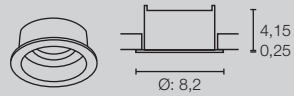




Einbaumaße: Ø: 6,8 cm  
1007332 - 335



Einbaumaße: Ø: 6,8 cm  
1007328 - 331



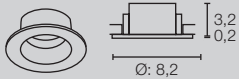
Einbaumaße: Ø: 6,8 cm  
1007451, 1007453

**NEW TRIA® 68**  
RING, RUND, GU10/LED-MODULE

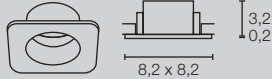
**NEW TRIA® 68**  
RING, ECKIG, GU10/LED-MODULE

**NEW TRIA® 68**  
RING, RUND, GU10/LED MODULE

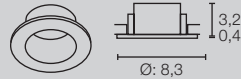
IP65  
Version



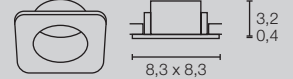
Einbaumaße: Ø: 6,8 cm  
1007345 - 346



Einbaumaße: Ø: 6,8 cm  
1007347 - 348



Einbaumaße: Ø: 6,8 cm  
1007336 - 337



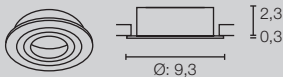
Einbaumaße: Ø: 6,8 cm  
1007338 - 339

**NEW TRIA® 68**  
RING, RUND, GU10/LED MODULE

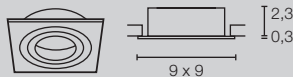
**NEW TRIA® 68**  
RING, ECKIG, GU10/LED MODULE

**NEW TRIA® 68**  
RING, RUND, GU10/LED MODULE

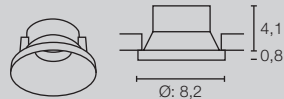
**NEW TRIA® 68**  
RING, ECKIG, GU10/LED-MODULE



Einbaumaße: Ø: 7,5 cm  
1007342 - 344, 1007351



Einbaumaße: Ø: 7,5 cm  
1007340 - 341, 1007349 - 350

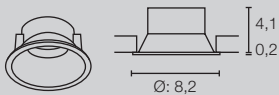


Einbaumaße: Ø: 7,5 cm  
1007449 - 450

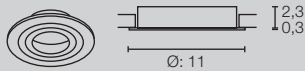
**NEW TRIA® 75**  
RING, RUND, GU10/LED MODULE

**NEW TRIA® 75**  
RING, ECKIG, GU10/LED MODULE

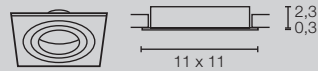
**NEW TRIA® 75**  
RING, RUND, GU10/LED MODULE



Einbaumaße: Ø: 7,5 cm  
1007488 - 489



Einbaumaße: Ø: 7,5 cm  
1007630 - 633

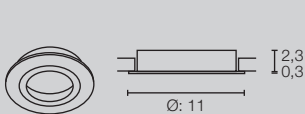


Einbaumaße: Ø: 7,5 cm  
1007634 - 637

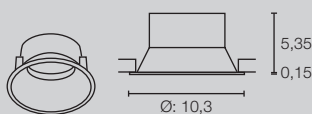
**NEW TRIA® 75**  
RING, RUND, GU10/LED MODULE

**NEW TRIA® 75 XL**  
RING, RUND, GU10/LED-MODULE

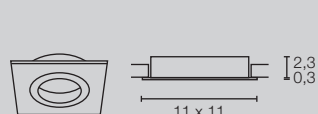
**NEW TRIA® 75 XL**  
RING, ECKIG, GU10/LED MODULE



Einbaumaße: Ø: 9,5 cm  
1007443 - 445, 1007447



Einbaumaße: Ø: 9,5 cm  
1007452, 1007454



Einbaumaße: Ø: 9,5 cm  
1007446, 1007448

**NEW TRIA® 95**  
RING, RUND, LED MODULE

**NEW TRIA® 95**  
RING, RUND, LED MODULE

**NEW TRIA® 95**  
RING, ECKIG, LED MODULE

# KONFIGURIEREN SIE IHRE NEW TRIA®

---

Mehr Modularität für gesteigerte Flexibilität: Mit den aktualisierten Downlights der NEW TRIA® Serie sehen Sie gestalterische Vielfalt in neuem Licht. Wählen Sie einfach die passenden Optionen und profitieren Sie von einer Installation, die schnell erledigt ist.

## WÄHLEN SIE DEN BEVORZUGTEN EINBAURING ...

- 1 Anwendung [ *schwenkbar, schwenk- und drehbar, IP65*  
*Ausschnitt mit 68, 75 und 95 mm Durchmesser*
- 2 Farbe  
*schwarz, weiß, roségold oder aluminium*
- 3 rund oder eckig

## WÄHLEN SIE DAS BEVORZUGTE MODUL ...

- 1 68 / 75 oder 95 mm
- 2 Farbtemperatur  
*2700K oder 3000K, 1800–3000K oder CCT 2500 / 3000 / 4000K*
- 3 Abstrahlwinkel  
*38° / 60°*

FERTIG!



Einbauring




Als schwenkbare, schwenk- und drehbare oder IP65 Version  
mit 68, 75 und 95 mm Einbaudurchmesser erhältlich



In den Farben schwarz, weiß, roségold oder aluminium



In rund oder eckig erhältlich



LED MODUL



GU10

**NEW TRIA® 68**

**NEW TRIA® 75**

**NEW TRIA® 95**



Fabrtemperatur  
2700 / 3000K, DTW 1800 - 3000K oder multi



Abstrahlwinkel  
38° / 60°

NEW TRIA® 68  
1007388



## NEW TRIA® Downlight (DL)



NEW

GU10  
VersionNEW TRIA® 75  
DL, rund, QPAR51NEW TRIA® 68  
DL, rund, PhaseIP65  
VersionNEW TRIA® 68  
DL, eckig, PhaseNEW TRIA® 75  
DL, eckig, QPAR51DTW  
VersionNEW TRIA® 68  
DL, rund, DTW, Phase

### NEW TRIA® SETS

*Alle NEW TRIA® Sets beinhalten perfekt aufeinander abgestimmte Komponenten für eine schnelle und einfache Installation. Ob Dim-to-Warm, multi CCT oder GU10 Version, mit den NEW TRIA® Sets sind sie bestens ausgestattet.*

Detaillierte Abmessungen und Informationen zur Montage finden Sie auf den Seiten 128–129

# VOLLSTÄNDIGE SETS (EINBAURING + LED-MODUL)



## NEW TRIA® 68 DL, rund, Phase



220-240V ~50/60Hz  
Material: Aluminium

|  |  |      |       |      |       |       |         |   |           |
|--|--|------|-------|------|-------|-------|---------|---|-----------|
|  |  | IP20 | 200mA | 8,3W | 2700K | 705lm | 1007386 | ● | 62.10 CHF |
|  |  |      |       |      |       |       | 1007385 | ● | 62.10 CHF |
|  |  | IP20 | 200mA | 8,3W | 3000K | 750lm | 1007390 | ● | 62.10 CHF |
|  |  |      |       |      |       |       | 1007389 | ● | 62.10 CHF |



## NEW TRIA® 68 DL, rund, Phase



220-240V ~50/60Hz  
Material: Aluminium

|  |  |      |       |      |       |       |         |   |           |
|--|--|------|-------|------|-------|-------|---------|---|-----------|
|  |  | IP20 | 200mA | 8,3W | 2700K | 705lm | 1007388 | ● | 62.10 CHF |
|  |  |      |       |      |       |       | 1007387 | ● | 62.10 CHF |
|  |  | IP20 | 200mA | 8,3W | 3000K | 750lm | 1007392 | ● | 62.10 CHF |
|  |  |      |       |      |       |       | 1007391 | ● | 62.10 CHF |



## NEW TRIA® 68 DL, eckig, Phase



220-240V ~50/60Hz  
Material: Aluminium

|  |  |      |       |      |       |       |         |   |           |
|--|--|------|-------|------|-------|-------|---------|---|-----------|
|  |  | IP20 | 200mA | 8,3W | 2700K | 705lm | 1007394 | ● | 62.10 CHF |
|  |  |      |       |      |       |       | 1007393 | ● | 62.10 CHF |
|  |  | IP20 | 200mA | 8,3W | 3000K | 750lm | 1007398 | ● | 62.10 CHF |
|  |  |      |       |      |       |       | 1007397 | ● | 62.10 CHF |



## NEW TRIA® 68 DL, eckig, Phase



220-240V ~50/60Hz  
Material: Aluminium

|  |  |      |       |      |       |       |         |   |           |
|--|--|------|-------|------|-------|-------|---------|---|-----------|
|  |  | IP20 | 200mA | 8,3W | 2700K | 705lm | 1007396 | ● | 62.10 CHF |
|  |  |      |       |      |       |       | 1007395 | ● | 62.10 CHF |
|  |  | IP20 | 200mA | 8,3W | 3000K | 750lm | 1007400 | ● | 62.10 CHF |
|  |  |      |       |      |       |       | 1007399 | ● | 62.10 CHF |

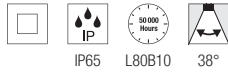


Alle Wattangaben beziehen sich auf die Systemleistung.

Detaillierte Abmessungen und Informationen zur Montage finden Sie auf den Seiten 146–147



### NEW TRIA® 68 DL, rund, Phase



220-240V ~50/60Hz  
Material: Aluminium

|  |  |      |       |      |       |       |         |           |
|--|--|------|-------|------|-------|-------|---------|-----------|
|  |  | IP65 | 200mA | 8,3W | 2700K | 460lm | 1007406 | 79.40 CHF |
|  |  | IP65 | 200mA | 8,3W | 3000K | 530lm | 1007405 | 79.40 CHF |
|  |  | IP65 | 200mA | 8,3W | 3000K | 500lm | 1007408 | 79.40 CHF |
|  |  | IP65 | 200mA | 8,3W | 3000K | 570lm | 1007407 | 79.40 CHF |



### DIM-TO-WARM



### NEW TRIA® 68 DL, rund, DTW, Phase



220-240V ~50/60Hz  
Material: Aluminium

|  |  |      |       |     |              |       |         |           |
|--|--|------|-------|-----|--------------|-------|---------|-----------|
|  |  | IP20 | 250mA | 11W | 1800 - 3000K | 700lm | 1007424 | 79.40 CHF |
|  |  | IP20 | 250mA | 11W | 1800 - 3000K | 700lm | 1007423 | 79.40 CHF |



### NEW TRIA® 68 DL, rund, DTW, Phase



220-240V ~50/60Hz  
Material: Aluminium

|  |  |      |       |     |              |       |         |           |
|--|--|------|-------|-----|--------------|-------|---------|-----------|
|  |  | IP20 | 250mA | 11W | 1800 - 3000K | 700lm | 1007426 | 79.40 CHF |
|  |  | IP20 | 250mA | 11W | 1800 - 3000K | 700lm | 1007425 | 79.40 CHF |



### NEW TRIA® 68 DL, eckig, DTW, Phase



220-240V ~50/60Hz  
Material: Aluminium

|  |  |      |       |     |              |       |         |           |
|--|--|------|-------|-----|--------------|-------|---------|-----------|
|  |  | IP20 | 250mA | 11W | 1800 - 3000K | 700lm | 1007428 | 79.40 CHF |
|  |  | IP20 | 250mA | 11W | 1800 - 3000K | 700lm | 1007427 | 79.40 CHF |



### NEW TRIA® 68 DL, eckig, DTW, Phase



220-240V ~50/60Hz  
Material: Aluminium

|  |  |      |       |     |              |       |         |           |
|--|--|------|-------|-----|--------------|-------|---------|-----------|
|  |  | IP20 | 250mA | 11W | 1800 - 3000K | 700lm | 1007430 | 79.40 CHF |
|  |  | IP20 | 250mA | 11W | 1800 - 3000K | 700lm | 1007429 | 79.40 CHF |





# Multi CCT / Multi Wattage

## NEW TRIA® UNIVERSAL 68 DL, rund, Phase



220-240V ~50/60Hz  
Material: Aluminium

  IP20 100 - 180mA 4,6 - 8,6W CCT 2500 / 3000 / 4000K 540 / 600 / 600lm

1007434 ● 102.40 CHF  
1007433 ● 102.40 CHF



## NEW TRIA® UNIVERSAL 68 DL, rund, Phase



220-240V ~50/60Hz  
Material: Aluminium

  IP20 100 - 180mA 4,6 - 8,6W CCT 2500 / 3000 / 4000K 540 / 600 / 600lm

1007436 ● 102.40 CHF  
1007435 ● 102.40 CHF



## NEW TRIA® UNIVERSAL 68 DL, eckig, Phase



220-240V ~50/60Hz  
Material: Aluminium

  IP20 100 - 180mA 4,6 - 8,6W CCT 2500 / 3000 / 4000K 540 / 600 / 600lm

1007438 ● 102.40 CHF  
1007437 ● 102.40 CHF







## NEW TRIA® UNIVERSAL 68 DL, eckig, Phase




220-240V ~50/60Hz  
Material: Aluminium

|  |  |      |             |            |                            |                   |                      |
|--|--|------|-------------|------------|----------------------------|-------------------|----------------------|
|  |  | IP20 | 100 - 180mA | 4,6 - 8,6W | CCT<br>2500 / 3000 / 4000K | 540 / 600 / 600lm | 1007440 ● 102.40 CHF |
|  |  |      |             |            |                            |                   | 1007439 ● 102.40 CHF |



## NEW TRIA® UNIVERSAL 68 DL, rund, Phase



220-240V ~50/60Hz  
Material: Aluminium

|  |  |      |             |            |                            |                   |                      |
|--|--|------|-------------|------------|----------------------------|-------------------|----------------------|
|  |  | IP65 | 100 - 180mA | 4,6 - 8,6W | CCT<br>2500 / 3000 / 4000K | 370 / 410 / 410lm | 1007442 ● 113.90 CHF |
|  |  |      |             |            |                            | 430 / 470 / 470lm | 1007441 ● 113.90 CHF |



## NEW TRIA® 75 DL, rund, Phase



220-240V ~50/60Hz  
Material: Aluminium

|  |  |      |       |      |       |       |                     |
|--|--|------|-------|------|-------|-------|---------------------|
|  |  | IP20 | 200mA | 8,3W | 2700K | 705lm | 1007402 ● 73.60 CHF |
|  |  |      |       |      |       |       | 1007401 ● 73.60 CHF |
|  |  | IP20 | 200mA | 8,3W | 3000K | 750lm | 1007404 ● 73.60 CHF |
|  |  |      |       |      |       |       | 1007403 ● 73.60 CHF |



Alle Wattangaben beziehen sich auf die Systemleistung.

Detaillierte Abmessungen und Informationen zur Montage finden Sie auf den Seiten 146–147

# Vollständige Sets (Einbauring + GU10-Fassung)



## NEW TRIA® 68 DL, rund, QPAR51



220-240V ~50/60Hz  
Material: Aluminium

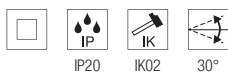


- IP20 - <10W 1xGU10 -

- 1007369 ● 22.90 CHF
- 1007368 ● 22.90 CHF
- 1007370 ● 29.80 CHF



## NEW TRIA® 68 DL, eckig, QPAR51



220-240V ~50/60Hz  
Material: Aluminium



- IP20 - <10W 1xGU10 -

- 1007372 ● 22.90 CHF
- 1007371 ● 22.90 CHF
- 1007373 ● 29.80 CHF



## NEW TRIA® 75 DL, rund, QPAR51



220-240V ~50/60Hz  
Material: Aluminium

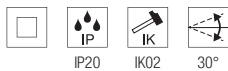


- IP20 - <10W 1xGU10 -

- 1007375 ● 29.80 CHF
- 1007374 ● 29.80 CHF
- 1007376 ● 34.40 CHF



## NEW TRIA® 75 DL, eckig, QPAR51



220-240V ~50/60Hz  
Material: Aluminium



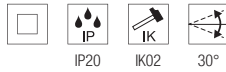
- IP20 - <10W 1xGU10 -

- 1007378 ● 29.80 CHF
- 1007377 ● 29.80 CHF
- 1007379 ● 34.40 CHF





**NEW TRIA® 75 XL**  
DL, rund, QPAR51



220-240V ~50/60Hz  
Material: Aluminium



IP20

-

<10W

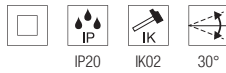
1xGU10

-

|         |   |           |
|---------|---|-----------|
| 1007625 | ● | 35.50 CHF |
| 1007624 | ● | 35.50 CHF |
| 1007626 | ● | 40.10 CHF |



**NEW TRIA® 75 XL**  
DL, eckig, QPAR51



220-240V ~50/60Hz  
Material: Aluminium



IP20

-

<10W

1xGU10

-

|         |   |           |
|---------|---|-----------|
| 1007628 | ● | 35.50 CHF |
| 1007627 | ● | 35.50 CHF |
| 1007629 | ● | 40.10 CHF |



LED GU10  
38°, EEK=F, 6kWh/1000h



6W

2700K

450lm


51 mm

1005077

10.60 CHF



NEW TRIA®  
113890





NEW TRIA®  
Downlight (DL)



NEW TRIA® 155  
DL, Double



NEW TRIA® 45  
DL, rund



NEW TRIA® 45  
DL, rund



220-240V ~50/60Hz  
Material: Aluminium

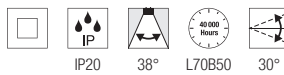


- IP44 700mA 3,4W 3000K 190lm

|        |           |
|--------|-----------|
| 113970 | 70.00 CHF |
| 113971 | 70.00 CHF |
| 113976 | 85.00 CHF |



NEW TRIA® 155  
DL, Double



220-240V ~50/60Hz  
Material: Aluminium




- IP20 350mA 14W 2700K 1160lm

|        |            |
|--------|------------|
| 113890 | 149.00 CHF |
| 113891 | 149.00 CHF |



Detaillierte Abmessungen und Informationen zur Montage finden Sie auf den Seiten 146–147

NEW TRIA®  
113550



NEW TRIA®  
Downlight (DL)

**SOCKET  
INSIDE**

NEW TRIA® 150  
DL, rund



NEW TRIA® 150  
DL, eckig



NEW TRIA® 155  
DL, Double



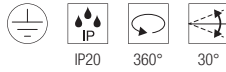
NEW TRIA® 300  
DL, Double



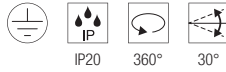
NEW TRIA®  
113840



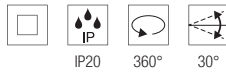


**NEW TRIA® 150**  
DL, rund, QPAR111220-240V ~50/60Hz  
Material: Aluminium

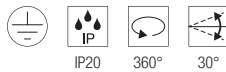
|  |   |      |   |      |        |   |               |                  |  |
|--|---|------|---|------|--------|---|---------------|------------------|--|
|  | - | IP20 | - | <75W | 1xGU10 | - | <b>113550</b> | <b>74.00 CHF</b> |  |
|  |   |      |   |      |        |   | <b>113540</b> | <b>74.00 CHF</b> |  |

**NEW TRIA® 150**  
DL, eckig, QPAR111220-240V ~50/60Hz  
Material: Aluminium

|  |   |      |   |      |        |   |               |                  |  |
|--|---|------|---|------|--------|---|---------------|------------------|--|
|  | - | IP20 | - | <75W | 1xGU10 | - | <b>113830</b> | <b>74.00 CHF</b> |  |
|  |   |      |   |      |        |   | <b>113541</b> | <b>74.00 CHF</b> |  |

**NEW TRIA® 155**  
DL, Double, QPAR51220-240V ~50/60Hz  
Material: Aluminium

|  |   |      |   |      |        |   |               |                  |  |
|--|---|------|---|------|--------|---|---------------|------------------|--|
|  | - | IP20 | - | <50W | 2xGU10 | - | <b>113492</b> | <b>70.00 CHF</b> |  |
|  |   |      |   |      |        |   | <b>113512</b> | <b>70.00 CHF</b> |  |
|  |   |      |   |      |        |   | <b>111362</b> | <b>74.00 CHF</b> |  |

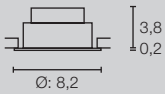
**NEW TRIA® 300**  
DL, Double, QPAR111220-240V ~50/60Hz  
Material: Aluminium

|  |   |      |   |      |        |   |               |                   |  |
|--|---|------|---|------|--------|---|---------------|-------------------|--|
|  | - | IP20 | - | <75W | 2xGU10 | - | <b>113840</b> | <b>149.00 CHF</b> |  |
|  |   |      |   |      |        |   | <b>113841</b> | <b>149.00 CHF</b> |  |
|  |   |      |   |      |        |   | <b>111382</b> | <b>149.00 CHF</b> |  |

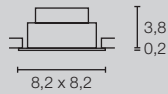


|   |  |       |       |       |        |                |                  |
|---|--|-------|-------|-------|--------|----------------|------------------|
| LED GU10<br>38°, EEK=F, 6kWh/1000h<br>Für NEW TRIA® 155     |  | 6W    | 2700K | 450lm | 51 mm  | <b>1005077</b> | <b>10.60 CHF</b> |
| QPAR111<br>38°, EEK=F, 8kWh/1000h<br>Für NEW TRIA® 150/300  |  | 8W    | 2700K | 680lm | -      | <b>1005274</b> | <b>35.20 CHF</b> |
| LED GU10<br>40°, EEK=G, 8kWh/1000h<br>Für NEW TRIA® 150/300 |  | 7,3W  | 2700K | 500lm | 111 mm | <b>1005294</b> | <b>24.50 CHF</b> |
| QPAR111<br>30°, EEK=F, 13kWh/1000h<br>Für NEW TRIA® 150/300 |  | 12,5W | 2700K | 950lm | -      | <b>1005276</b> | <b>62.00 CHF</b> |

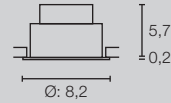
# NEW TRIA® GRÖSSEN



Einbaumaße:  
Ø: 6,8 cm T: 4 cm



Einbaumaße:  
Ø: 6,8 cm T: 4 cm



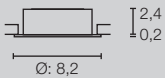
Einbaumaße:  
Ø: 6,8 cm T: 6 cm

IP65  
Version

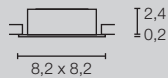
## NEW TRIA® 68 DL, RUND, PHASE

## NEW TRIA® 68 DL, ECKIG, PHASE

## NEW TRIA® 68 DL, RUND, PHASE



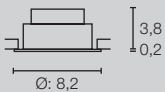
Einbaumaße:  
Ø: 6,8 cm T: 6,5 cm



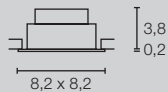
Einbaumaße:  
Ø: 6,8 cm T: 6,5 cm

## NEW TRIA® 68 DL, RUND, QPAR51

## NEW TRIA® 68 DL, ECKIG, QPAR51



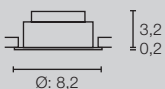
Einbaumaße:  
Ø: 6,8 cm T: 4,5 cm



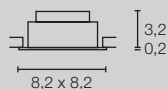
Einbaumaße:  
Ø: 6,8 cm T: 4,5 cm

## NEW TRIA® 68 DL, RUND, DTW, PHASE

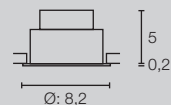
## NEW TRIA® 68 DL, ECKIG, DTW, PHASE



Einbaumaße:  
Ø: 6,8 cm T: 4 cm



Einbaumaße:  
Ø: 6,8 cm T: 4 cm



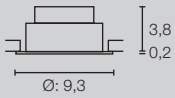
Einbaumaße:  
Ø: 6,8 cm T: 5,5 cm

IP65  
Version

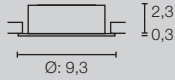
## NEW TRIA® UNIVERSAL 68 DL, RUND, PHASE

## NEW TRIA® UNIVERSAL 68 DL, ECKIG, PHASE

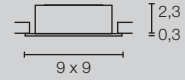
## NEW TRIA® UNIVERSAL 68 DL, RUND, PHASE



Einbaumaße:  
 $\varnothing$ : 7,5 cm T: 4 cm



Einbaumaße:  
 $\varnothing$ : 7,5 cm T: 6,5 cm

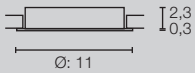


Einbaumaße:  
 $\varnothing$ : 7,5 cm T: 6,5 cm

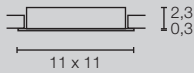
**NEW TRIA® 75**  
 DL, RUND, PHASE

**NEW TRIA® 75**  
 DL, RUND, QPAR51

**NEW TRIA® 75**  
 DL, ECKIG, QPAR51



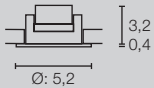
Einbaumaße:  
 $\varnothing$ : 7,5 cm T: 6,5 cm



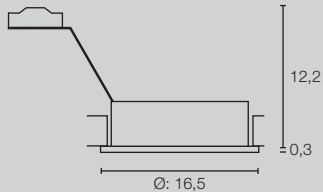
Einbaumaße:  
 $\varnothing$ : 7,5 cm T: 6,5 cm

**NEW TRIA® 75 XL**  
 DL, RUND, QPAR51

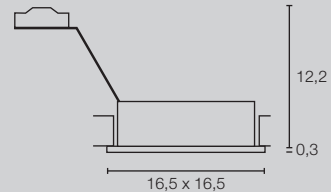
**NEW TRIA® 75 XL**  
 DL, ECKIG, QPAR51



Einbaumaße:  
 $\varnothing$ : 4,5 cm T: 4 cm



Einbaumaße:  
 $\varnothing$ : 15 cm T: 12,5 cm

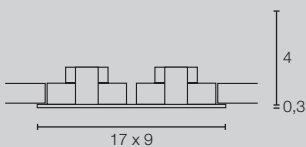


Einbaumaße:  
 $\varnothing$ : 15 cm T: 12,5 cm

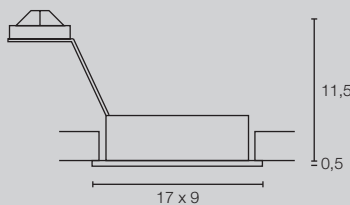
**NEW TRIA® 45**  
 DL, RUND

**NEW TRIA® 150**  
 DL, RUND, QPAR111

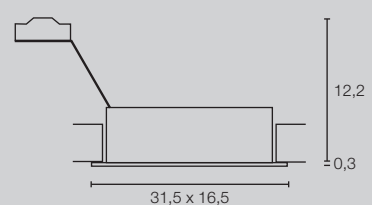
**NEW TRIA® 150**  
 DL, ECKIG, QPAR111



Einbaumaße:  
 L: 15,5, B: 8 cm T: 4 cm



Einbaumaße:  
 L: 15 cm, B: 7,8 cm, T: 12,5 cm




Einbaumaße:  
 L: 30 cm, B: 15,5 cm, T: 12,5 cm

**NEW TRIA® 155**  
 DL, DOUBLE

**NEW TRIA® 155**  
 DL, DOUBLE, QPAR51

**NEW TRIA® 300**  
 DL, DOUBLE, QPAR111



MEDO® PRO 40  
1007296

Entdecken Sie die komplette  
MEDO® Familie

NEW



MEDO® PRO CW



MEDO® PRO (DC) CW



MEDO® CW



MEDO® CL



MEDO® RING PD



MEDO® EL

## MEDO® PRO

Wand- und Deckenleuchten (CW)



NEW

Abhängeset exkl.

Auch mit prismatischer Optik  
erhältlich und mit UGR<19  
besonders blendfrei

Hervorragender  
Farbwiedergabeindex  
CRI>90

Farbtemperatúrauswahl  
via CCT-Switch  
(3000 / 4000K)

Die transparente Rückseite  
sorgt für einen erhöhten  
indirekten Lichtanteil



Dank EasyBase  
besonders leicht  
und schnell zu  
installieren

## ATMOSPHERISCHE BELEUCHTUNG

*Die neuen MEDO® Varianten  
bringen dank des indirekten  
Lichtanteils auch den Hinter-  
grund zum Strahlen. Dadurch  
entsteht eine angenehme,  
gleichmäßige und entblendete  
Ausleuchtung Ihrer Räume.*

## PRISMATISCHE OPTIK (UGR<19)

### MEDO® PRO 30 CW, DALI, UGR<19



220-240V ~50/60Hz  
Material: Aluminium / Polystyrol (PS)

|  |  |      |       |     |                  |               |                                    |  |
|--|--|------|-------|-----|------------------|---------------|------------------------------------|--|
|  |  | IP50 | 250mA | 10W | CCT 3000 / 4000K | 1250 / 1250lm | <b>1007284</b> ● <b>378.40 CHF</b> |  |
|  |  |      |       |     |                  |               | <b>1007285</b> ● <b>378.40 CHF</b> |  |

### MEDO® PRO 30 CW, Phase, UGR<19



220-240V ~50/60Hz  
Material: Aluminium / Polystyrol (PS)

|  |  |      |       |     |                  |               |                                    |  |
|--|--|------|-------|-----|------------------|---------------|------------------------------------|--|
|  |  | IP50 | 250mA | 10W | CCT 3000 / 4000K | 1250 / 1250lm | <b>1007288</b> ● <b>343.90 CHF</b> |  |
|  |  |      |       |     |                  |               | <b>1007289</b> ● <b>343.90 CHF</b> |  |

### MEDO® PRO 40 CW, DALI, UGR<19



220-240V ~50/60Hz  
Material: Aluminium / Polystyrol (PS)

|  |  |      |       |     |                  |               |                                    |  |
|--|--|------|-------|-----|------------------|---------------|------------------------------------|--|
|  |  | IP50 | 500mA | 19W | CCT 3000 / 4000K | 2400 / 2500lm | <b>1007292</b> ● <b>516.40 CHF</b> |  |
|  |  |      |       |     |                  |               | <b>1007293</b> ● <b>516.40 CHF</b> |  |

### MEDO® PRO 40 CW, Phase, UGR<19



220-240 V ~50/60Hz  
Material: Aluminium / Polystyrol (PS)

|  |  |      |       |     |                  |               |                                    |  |
|--|--|------|-------|-----|------------------|---------------|------------------------------------|--|
|  |  | IP50 | 500mA | 19W | CCT 3000 / 4000K | 2400 / 2500lm | <b>1007296</b> ● <b>401.40 CHF</b> |  |
|  |  |      |       |     |                  |               | <b>1007297</b> ● <b>401.40 CHF</b> |  |



MEDO® PRO 60  
CW, DALI, UGR<19



220-240V ~50/60Hz  
Material: Aluminium / Polystyrol (PS)

|  |  |      |        |     |                  |               |                      |  |
|--|--|------|--------|-----|------------------|---------------|----------------------|--|
|  |  | IP50 | 1000mA | 39W | CCT 3000 / 4000K | 5000 / 5100lm | 1007300 ● 803.90 CHF |  |
|  |  |      |        |     |                  |               | 1007301 ● 803.90 CHF |  |

MEDO® PRO 60  
CW, Phase, UGR<19



220-240V ~50/60Hz  
Material: Aluminium / Polystyrol (PS)

|  |  |      |        |     |                  |               |                      |  |
|--|--|------|--------|-----|------------------|---------------|----------------------|--|
|  |  | IP50 | 1000mA | 37W | CCT 3000 / 4000K | 5000 / 5100lm | 1007304 ● 723.40 CHF |  |
|  |  |      |        |     |                  |               | 1007305 ● 723.40 CHF |  |

MEDO® PRO 90  
CL, DALI, UGR<19



220-240V ~50/60Hz  
Material: Aluminium / Polystyrol (PS)

|  |  |      |        |     |                  |               |                        |  |
|--|--|------|--------|-----|------------------|---------------|------------------------|--|
|  |  | IP50 | 1000mA | 75W | CCT 3000 / 4000K | 9400 / 9700lm | 1007308 ● 1'666.40 CHF |  |
|  |  |      |        |     |                  |               | 1007309 ● 1'666.40 CHF |  |

MEDO® PRO 90  
CL, Phase, UGR<19



220-240V ~50/60Hz  
Material: Aluminium / Polystyrol (PS)

|  |  |      |        |     |                  |               |                        |  |
|--|--|------|--------|-----|------------------|---------------|------------------------|--|
|  |  | IP50 | 1000mA | 74W | CCT 3000 / 4000K | 9400 / 9700lm | 1007312 ● 1'436.40 CHF |  |
|  |  |      |        |     |                  |               | 1007313 ● 1'436.40 CHF |  |







## OPALE OPTIK (UGR<25)

### MEDO® PRO 30 CW, DALI







220-240V ~50/60Hz  
Material: Aluminium / Polystyrol (PS)

|  |   |      |       |     |                  |               |                                    |   |
|--|---|------|-------|-----|------------------|---------------|------------------------------------|---|
|  |  | IP50 | 250mA | 10W | CCT 3000 / 4000K | 1350 / 1350lm | <b>1007286</b> ● <b>378.40 CHF</b> |  |
|  |   |      |       |     |                  |               | <b>1007287</b> ● <b>378.40 CHF</b> |   |

### MEDO® PRO 30 CW, Phase







220-240V ~50/60Hz  
Material: Aluminium / Polystyrol (PS)

|  |   |      |       |     |                  |               |                                    |   |
|--|---|------|-------|-----|------------------|---------------|------------------------------------|---|
|  |  | IP50 | 250mA | 10W | CCT 3000 / 4000K | 1350 / 1350lm | <b>1007290</b> ● <b>343.90 CHF</b> |  |
|  |   |      |       |     |                  |               | <b>1007291</b> ● <b>343.90 CHF</b> |   |

### MEDO® PRO 40 CW, DALI







220-240V ~50/60Hz  
Material: Aluminium / Polystyrol (PS)

|  |   |      |       |     |                  |               |                                    |   |
|--|---|------|-------|-----|------------------|---------------|------------------------------------|---|
|  |  | IP50 | 500mA | 19W | CCT 3000 / 4000K | 2650 / 2650lm | <b>1007294</b> ● <b>516.40 CHF</b> |  |
|  |   |      |       |     |                  |               | <b>1007295</b> ● <b>516.40 CHF</b> |   |

### MEDO® PRO 40 CW, Phase



220-240V ~50/60Hz  
Material: Aluminium / Polystyrol (PS)

|  |   |      |       |     |                  |               |                                    |   |
|--|---|------|-------|-----|------------------|---------------|------------------------------------|---|
|  |  | IP50 | 500mA | 19W | CCT 3000 / 4000K | 2650 / 2650lm | <b>1007298</b> ● <b>401.40 CHF</b> |  |
|  |   |      |       |     |                  |               | <b>1007299</b> ● <b>401.40 CHF</b> |   |







### MEDO® PRO 60 CW, DALI



220-240V ~50/60Hz  
Material: Aluminium / Polystyrol (PS)

|  |  |      |        |     |                  |               |                      |  |
|--|--|------|--------|-----|------------------|---------------|----------------------|--|
|  |  | IP50 | 1000mA | 39W | CCT 3000 / 4000K | 5450 / 5500lm | 1007302 ● 803.90 CHF |  |
|  |  |      |        |     |                  |               | 1007303 ● 803.90 CHF |  |

### MEDO® PRO 60 CW, Phase



220-240V ~50/60Hz  
Material: Aluminium / Polystyrol (PS)

|  |  |      |        |     |                  |               |                      |  |
|--|--|------|--------|-----|------------------|---------------|----------------------|--|
|  |  | IP50 | 1000mA | 37W | CCT 3000 / 4000K | 5450 / 5500lm | 1007306 ● 723.40 CHF |  |
|  |  |      |        |     |                  |               | 1007307 ● 723.40 CHF |  |

### MEDO® PRO 90 CL, DALI



220-240V ~50/60Hz  
Material: Aluminium / Polystyrol (PS)

|  |  |      |        |     |                  |                 |                        |  |
|--|--|------|--------|-----|------------------|-----------------|------------------------|--|
|  |  | IP50 | 1000mA | 75W | CCT 3000 / 4000K | 11000 / 11200lm | 1007310 ● 1'666.40 CHF |  |
|  |  |      |        |     |                  |                 | 1007311 ● 1'666.40 CHF |  |

### MEDO® PRO 90 CL, Phase



220-240V ~50/60Hz  
Material: Aluminium / Polystyrol (PS)

|  |  |      |        |     |                  |                 |                        |  |
|--|--|------|--------|-----|------------------|-----------------|------------------------|--|
|  |  | IP50 | 1000mA | 74W | CCT 3000 / 4000K | 11000 / 11200lm | 1007314 ● 1'436.40 CHF |  |
|  |  |      |        |     |                  |                 | 1007315 ● 1'436.40 CHF |  |




|                  |         |         |            |
|------------------|---------|---------|------------|
| Abhängeset 1,5 m | schwarz | 135250  | 55.00 CHF  |
|                  | weiß    | 135251  | 55.00 CHF  |
|                  | grau    | 135254  | 55.00 CHF  |
| Abhängeset 5 m   | schwarz | 1001952 | 127.00 CHF |
|                  | weiß    | 1001950 | 127.00 CHF |
|                  | grau    | 1001951 | 127.00 CHF |

MEDO® PRO 60  
1006417 (DC)



MEDO® PRO 40  
1006414 (DC)



## ATMOSPHERISCHE BELEUCHTUNG

*Die neuen MEDO® Varianten bringen dank des indirekten Lichtanteils auch den Hintergrund zum Strahlen. Dadurch entsteht eine angenehme, gleichmäßige und entblendete Ausleuchtung Ihrer Räume.*

## MEDO® PRO

Wand- und Deckenleuchte (CW), DC



NEW

Abhängeset exkl.



Dank EasyBase  
besonders leicht  
und schnell zu  
installieren



Mit prismatischer Optik  
und UGR<19  
besonders blendfrei

Die transparente Rückseite  
sorgt für einen erhöhten  
indirekten Lichtanteil

Hervorragender  
Farbwiedergabeindex  
CRI>90

### NOTBELEUCHTUNG

*Mit MEDO® PRO DC profitieren Sie von allen technischen Vorteilen der prismatischen MEDO® PRO Version mit UGR<19. Dank des DC-fähigen integrierten Treibers können Sie sich zudem darauf verlassen, dass die Leuchten auch für den Notstrombetrieb geeignet sind und Ihnen weiterhin wegweisend leuchten werden.*



MEDO® PRO 60  
1006417 (DC)



MEDO® PRO 30  
1006411 (DC)



Finden Sie noch mehr  
Inspirationen in unserer  
MEDO® Broschüre



### MEDO® PRO 30 CW, DALI, UGR<19, DC



220-240V ~50/60Hz  
Material: Aluminium / Polystyrol (PS)

|  |  |      |       |     |                  |               |                             |
|--|--|------|-------|-----|------------------|---------------|-----------------------------|
|  |  | IP50 | 250mA | 10W | CCT 3000 / 4000K | 1250 / 1250lm | <b>1006411</b> ● 435.90 CHF |
|  |  |      |       |     |                  |               | <b>1006412</b> ● 435.90 CHF |



### MEDO® PRO 40 CW, DALI, UGR<19, DC



220-240V ~50/60Hz  
Material: Aluminium / Polystyrol (PS)

|  |  |      |       |     |                  |               |                             |
|--|--|------|-------|-----|------------------|---------------|-----------------------------|
|  |  | IP50 | 500mA | 19W | CCT 3000 / 4000K | 2400 / 2500lm | <b>1006414</b> ● 516.40 CHF |
|  |  |      |       |     |                  |               | <b>1006415</b> ● 516.40 CHF |



### MEDO® PRO 60 CW, DALI, UGR<19, DC



220-240V ~50/60Hz  
Material: Aluminium / Polystyrol (PS)

|  |  |      |        |     |                  |               |                             |
|--|--|------|--------|-----|------------------|---------------|-----------------------------|
|  |  | IP50 | 1000mA | 37W | CCT 3000 / 4000K | 5000 / 5100lm | <b>1006417</b> ● 861.40 CHF |
|  |  |      |        |     |                  |               | <b>1006418</b> ● 861.40 CHF |



### MEDO® PRO 90 CL, DALI, UGR<19, DC



220-240V ~50/60Hz  
Material: Aluminium / Polystyrol (PS)

|  |  |      |        |     |                  |               |                               |
|--|--|------|--------|-----|------------------|---------------|-------------------------------|
|  |  | IP50 | 1000mA | 75W | CCT 3000 / 4000K | 9400 / 9700lm | <b>1006420</b> ● 1'781.40 CHF |
|  |  |      |        |     |                  |               | <b>1006421</b> ● 1'781.40 CHF |



| ⊕                |         |         |            |
|------------------|---------|---------|------------|
| Abhängeset 1,5 m | schwarz | 135250  | 55.00 CHF  |
|                  | weiß    | 135251  | 55.00 CHF  |
|                  | grau    | 135254  | 55.00 CHF  |
| Abhängeset 5m    | schwarz | 1001952 | 127.00 CHF |
|                  | weiß    | 1001950 | 127.00 CHF |
|                  | grau    | 1001951 | 127.00 CHF |

MEDO® 60  
1007322

MEDO® 90  
1007325



## ATMOSPHERISCHE BELEUCHTUNG

*Die neuen MEDO® Varianten bringen dank des indirekten Lichtanteils auch den Hintergrund zum Strahlen. Dadurch entsteht eine angenehme, gleichmäßige und entblendete Ausleuchtung Ihrer Räume.*

MEDO®  
Wand- und Deckenleuchten (CW)



NEW

Abhängeset exkl.



Dank EasyBase  
besonders leicht  
und schnell zu  
installieren

Hervorragender  
Farbwiedergabeindex  
CRI>90

Farbtemperatúrauswahl  
via CCT-Switch  
(2700 / 3000 / 4000K)

Die transparente Rückseite  
sorgt für einen erhöhten  
indirekten Lichtanteil



MEDO® 30  
1007317







### MEDO® 30 CW, Phase



220-240V ~50/60Hz  
Material: Aluminium / Polystyrol (PS)



IP50 250mA 12W CCT 2700 / 3000 / 4000K 1050 / 1100 / 1200lm

1007316 ● 304.80 CHF  
1007317 ● 304.80 CHF  
1007318 ● 304.80 CHF



### MEDO® 40 CW, Phase



220-240V ~50/60Hz  
Material: Aluminium / Polystyrol (PS)



IP50 500mA 20W CCT 2700 / 3000 / 4000K 2100 / 2200 / 2350lm

1007319 ● 338.10 CHF  
1007320 ● 338.10 CHF  
1007321 ● 338.10 CHF



### MEDO® 60 CW, Phase



220-240V ~50/60Hz  
Material: Aluminium / Polystyrol (PS)



IP50 1000mA 39W CCT 2700 / 3000 / 4000K 4050 / 4250 / 4550lm

1007322 ● 642.90 CHF  
1007323 ● 642.90 CHF  
1007324 ● 642.90 CHF



### MEDO® 90 CL, Phase



220-240V ~50/60Hz  
Material: Aluminium / Polystyrol (PS)



IP50 1000mA 79W CCT 2700 / 3000 / 4000K 8300 / 8700 / 9350m

1007325 ● 1'263.90 CHF  
1007326 ● 1'263.90 CHF  
1007327 ● 1'263.90 CHF



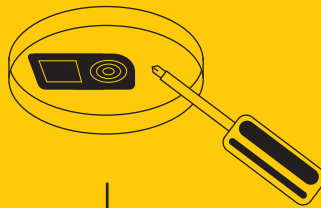
|                  |         |         |            |
|------------------|---------|---------|------------|
| Abhängeset 1,5 m | schwarz | 135250  | 55.00 CHF  |
|                  | weiß    | 135251  | 55.00 CHF  |
|                  | grau    | 135254  | 55.00 CHF  |
| Abhängeset 5 m   | schwarz | 1001952 | 127.00 CHF |
|                  | weiß    | 1001950 | 127.00 CHF |
|                  | grau    | 1001951 | 127.00 CHF |

# MEDO®: SO GELINGT DIE INSTALLATION

Effizienz ist auch bei der Installation aller neuen MEDO® Varianten Programm, denn diese erfolgt dank unserer EasyBase besonders schnell und unkompliziert. Nutzen Sie die EasyBase direkt als Schablone für die Bohrlöcher und verdrahten diese direkt nach dem Festschrauben. Danach nur noch die Farbtemperatur via CCT-Switch an der Leuchte wählen, auf die grünen Markierungen achten und die Leuchte problemlos einklicken.

## DECKENLEUCHTEN

EasyBase an der Decke verschrauben

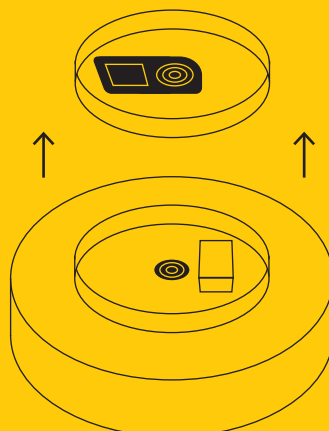


EasyBase verdrahten



Via CCT-Switch Farbtemperatur wählen und die Leuchte einrasten, dabei auf die grünen Markierungen achten

MEDO® 60 und MEDO® 90 werden zusätzlich mit der vorhandenen Sicherungskette befestigt





Dank EasyBase  
besonders leicht  
und schnell zu  
installieren


## EINBAULEUCHTEN RAHMENLOS

## EINBAULEUCHTEN EINBAURAHMEN

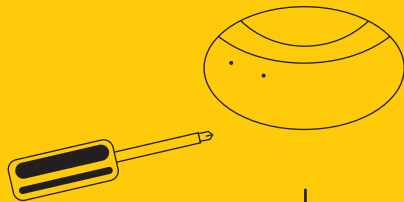
Einbautopf in der Decke  
platzieren




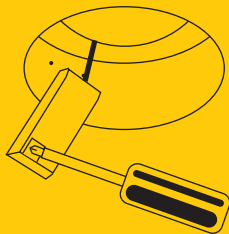
Montageplatten platzieren  
und festschrauben



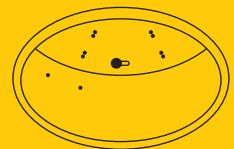
Montageplatte mit der  
Decke verschrauben und  
die Decke verspachteln



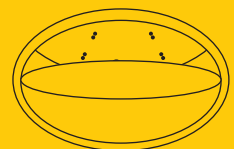
LED Treiber verbinden




LED Modul einsetzen und via  
CCT-Switch Farbtemperatur wählen



Abdeckung einsetzen



MEDO® 60  
1002882





MEDO®  
Deckenleuchten (CL)



Abhängeset exkl.



MEDO® 60  
CL, Quadratisch, 1-10V



220-240V ~50/60Hz  
Material: Aluminium / Acryl

|  |  |      |        |     |       |        |         |            |  |
|--|--|------|--------|-----|-------|--------|---------|------------|--|
|  |  | IP20 | 1000mA | 39W | 3000K | 3800lm | 1000726 | 639.00 CHF |  |
|--|--|------|--------|-----|-------|--------|---------|------------|--|

MEDO® 60  
CL, Quadratisch, DALI



220-240V ~50/60Hz  
Material: Aluminium / Acryl

|  |  |      |        |     |       |        |         |            |  |
|--|--|------|--------|-----|-------|--------|---------|------------|--|
|  |  | IP20 | 1000mA | 39W | 3000K | 3800lm | 1002882 | 689.00 CHF |  |
|--|--|------|--------|-----|-------|--------|---------|------------|--|

|  |                  |         |         |            |  |  |  |  |  |
|--|------------------|---------|---------|------------|--|--|--|--|--|
|  |                  |         |         |            |  |  |  |  |  |
|  | Abhängeset 1,5 m | schwarz | 135250  | 55.00 CHF  |  |  |  |  |  |
|  |                  | weiß    | 135251  | 55.00 CHF  |  |  |  |  |  |
|  |                  | grau    | 135254  | 55.00 CHF  |  |  |  |  |  |
|  | Abhängeset 5 m   | schwarz | 1001952 | 127.00 CHF |  |  |  |  |  |
|  |                  | weiß    | 1001950 | 127.00 CHF |  |  |  |  |  |
|  |                  | grau    | 1001951 | 127.00 CHF |  |  |  |  |  |

Detaillierte Abmessungen und Informationen zur Montage finden Sie auf den Seiten 174–175



MEDO® RING 60  
133840

---

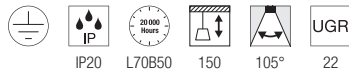


## MEDO® RING Pendelleuchten (PD)

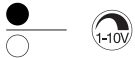


MEDO® RING  
in den Größen 60 und 90

### MEDO® RING 60 PD, 1-10V



220-240V ~50/60Hz  
Material: Aluminium / Polymethylacrylat (PMMA)

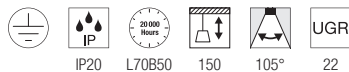


IP20 700mA 33W 3000K 2200lm

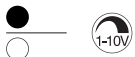
133840 779.00 CHF  
133841 779.00 CHF



### MEDO® RING 90 PD, 1-10V



220-240V ~50/60Hz  
Material: Aluminium / Polymethylacrylat (PMMA)

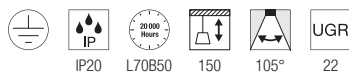


IP20 1200mA 56W 3000K 4900lm

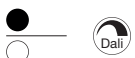
133850 929.00 CHF  
133851 929.00 CHF



### MEDO® RING 60 PD, DALI



220-240V ~50/60Hz  
Material: Aluminium / Polymethylacrylat (PMMA)




IP20 700mA 34W 3000K 2200lm

1002890 839.00 CHF  
1002891 839.00 CHF



Detaillierte Abmessungen und Informationen zur Montage finden Sie auf den Seiten 174–175

MEDO® 60  
1001907





MEDO®  
Einbauleuchten (EL)



MEDO® 30, 40 und 60  
EL, Rahmenlos



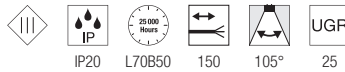
Farbtemperatúrauswahl  
via CCT-Switch  
(3000 / 4000K)

MEDO® 30, 40 und 60  
EL, Einbaurahmen



# RAHMENLOS

## MEDO® 30 EL, Rahmenlos

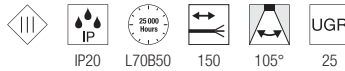


Material: Aluminium / Polymethylacrylat (PMMA)

○ - IP20 350mA 14W CCT 3000 / 4000K 1500 / 1600lm **1001901 245.00 CHF**



## MEDO® 40 EL, Rahmenlos



Material: Aluminium / Polymethylacrylat (PMMA)

○ - IP20 700mA 28W CCT 3000 / 4000K 3100 / 3300lm **1001902 275.00 CHF**



## MEDO® 60 EL, Rahmenlos



Material: Aluminium / Polymethylacrylat (PMMA)

○ - IP20 1000 / 1050mA 36W CCT 3000 / 4000K 4700 / 5000lm **1001903 579.00 CHF**

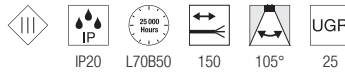


LED-Treiber sind nicht inkludiert und separat erhältlich. Finden Sie den passenden Treiber hier:





## EINBAURAHMEN

MEDO® 30  
EL, Einbaurahmen

Material: Aluminium / Polymethylacrylat (PMMA)

○ - IP20 350mA 14W CCT 3000 / 4000K 1500 / 1600lm **1001905** **259.00 CHF**MEDO® 40  
EL, Einbaurahmen

Material: Aluminium / Polymethylacrylat (PMMA)

○ - IP20 700mA 28W CCT 3000 / 4000K 3100 / 3300lm **1001906** **289.00 CHF**MEDO® 60  
EL, Einbaurahmen

Material: Aluminium / Polymethylacrylat (PMMA)

○ - IP20 1000 / 1050mA 38W CCT 3000 / 4000K 4700 / 5000lm **1001907** **649.00 CHF**

## LED-TREIBER



|  |      |     |              |   |                                  |                |                   |
|--|------|-----|--------------|---|----------------------------------|----------------|-------------------|
| LED TREIBER<br>250-700MA, 1-10V / DALI<br>INKL. ZUGENTLASTUNG<br>MEDO® 30 + 60 | weiß | 20W | 1-10V / DALI |   | L: 15 cm, B: 5,2 cm, H: 2,8 cm   | <b>1002423</b> | <b>117.00 CHF</b> |
| LED TREIBER<br>500-1050MA, 1-10V / DALI<br>INKL. ZUGENTLASTUNG<br>MEDO® 40     | weiß | 40W | 1-10V / DALI |   | L: 14,2 cm, B: 4,4 cm, H: 3 cm   | <b>1002424</b> | <b>117.00 CHF</b> |
| LED TREIBER<br>700MA<br>INKL. ZUGENTLASTUNG<br>MEDO® 40                        | weiß | 40W | C            | - | L: 14,5 cm, B: 4 cm, H: 3 cm     | <b>1005446</b> | <b>55.00 CHF</b>  |
| LED TREIBER<br>1050MA<br>INKL. ZUGENTLASTUNG<br>MEDO® 30 + 60                  | weiß | 40W | C            |   | L: 16,6 cm, B: 5,2 cm, H: 2,4 cm | <b>464804</b>  | <b>70.00 CHF</b>  |
| LED TREIBER<br>700 / 900 / 1000MA<br>INKL. ZUGENTLASTUNG<br>MEDO® 30 + 40 + 60 | weiß | 40W | -            |   | L: 12,3 cm, B: 7,9 cm, H: 3 cm   | <b>1006120</b> | <b>65.00 CHF</b>  |

# MEDO®

# ÜBERSICHT

---



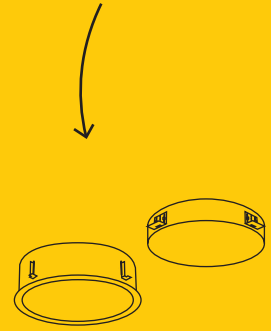

**MEDO® PRO**  
CW

**MEDO® PRO (DC)**  
CW

**MEDO®**  
CW

|            |                          |                          |                          |
|------------|--------------------------|--------------------------|--------------------------|
| Größen     | <b>30   40   60   90</b> | <b>30   40   60   90</b> | <b>30   40   60   90</b> |
| Abhängeset | 1,5   5 m (exkl.)        | 1,5   5 m (exkl.)        | 1,5   5 m (exkl.)        |
| EasyBase   | ✓                        | ✓                        | ✓                        |
| CCT Switch | ✓                        | ✓                        | ✓                        |
| DALI       | ✓                        | ✓                        | -                        |
| Phase      | C                        | -                        | C                        |
| 1-10V      | -                        | -                        | -                        |
| UGR        | 19   25                  | 19                       | 22   25                  |
| DC         | -                        | ✓                        | -                        |

LED-Treiber sind nicht inkludiert und separat erhältlich



**MEDO®**  
CL, QUADRATISCH

**MEDO® RING**  
PD

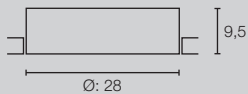
**MEDO®**  
EL, RAHMENLOS | EINABAURAHMEN

|  | <b>60</b>         | <b>60</b>     | <b>30   40   60</b> |
|--|-------------------|---------------|---------------------|
|  | 1,5   5 m (exkl.) | 1,5 m (inkl.) | -                   |
|  | -                 | -             | -                   |
|  | -                 | -             | ✓                   |
|  | ✓                 | ✓             | ✓*                  |
|  | -                 | -             | ✓*                  |
|  | ✓                 | ✓             | ✓*                  |
|  | 22                | 22            | 25                  |
|  | -                 | -             | -                   |

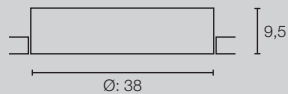
\*Treiberabhängig

# MEDO® GRÖSSEN

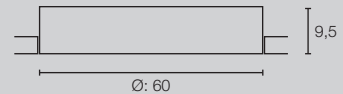
## EINBAULEUCHTEN



Einbaumaße:  
Ø: 29 cm T: 13 cm

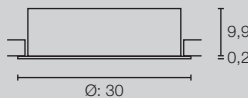


Einbaumaße:  
Ø: 39 cm T: 13 cm



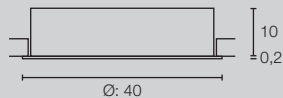
Einbaumaße:  
Ø: 61 cm T: 16 cm

**MEDO® 30**  
EL, RAHMENLOS



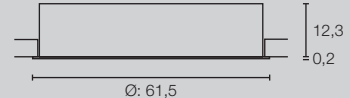
Einbaumaße:  
Ø: 29 cm T: 13 cm

**MEDO® 40**  
EL, RAHMENLOS



Einbaumaße:  
Ø: 39 cm T: 13 cm

**MEDO® 60**  
EL, RAHMENLOS



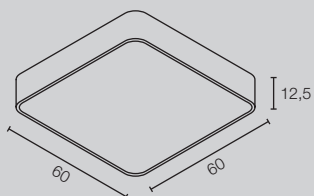
Einbaumaße:  
Ø: 61 cm T: 16 cm

**MEDO® 30**  
EL, EINBAURAHMEN

**MEDO® 40**  
EL, EINBAURAHMEN

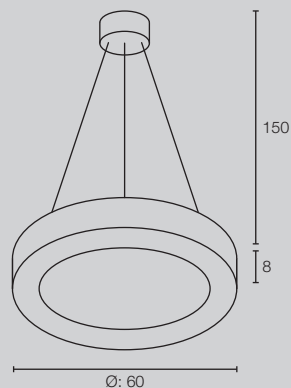
**MEDO® 60**  
EL, EINBAURAHMEN

## DECKENLEUCHE

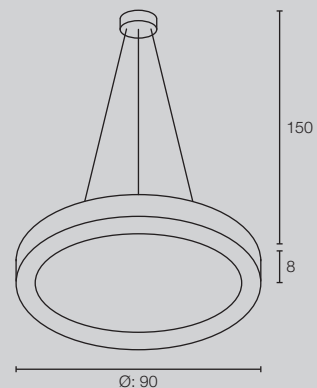


**MEDO® 60**  
CL, QUADRATISCH

## PENDELLEUCHTEN



**MEDO® RING 60**  
PD

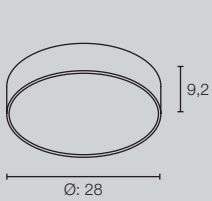


**MEDO® RING 90**  
PD

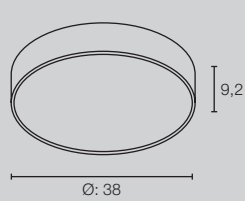


Alle Deckenleuchten  
sind auch als  
Pendelleuchten  
einsetzbar

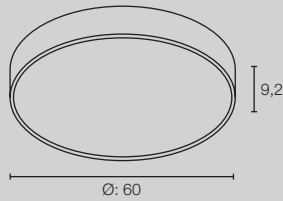
## WAND- UND DECKENLEUCHTEN



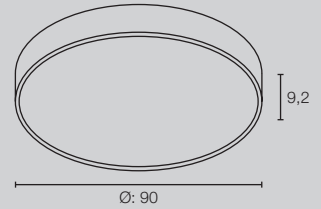
**MEDO® PRO 30**  
CW, DC



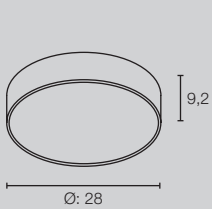
**MEDO® PRO 40**  
CW, DC



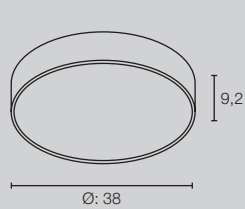
**MEDO® PRO 60**  
CW, DC



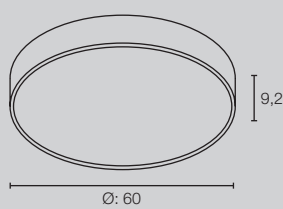
**MEDO® PRO 90**  
CL, DC



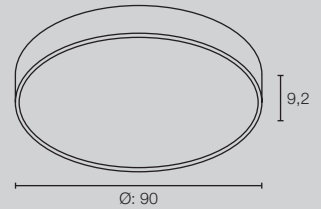
**MEDO® PRO 30**  
CW



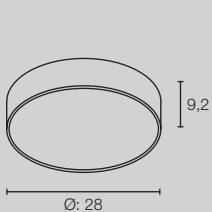
**MEDO® PRO 40**  
CW



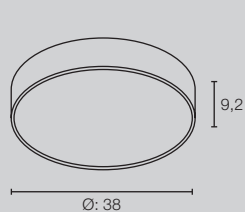
**MEDO® PRO 60**  
CW



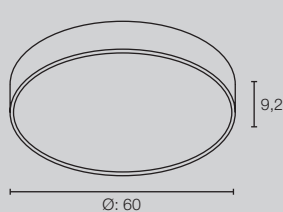
**MEDO® PRO 90**  
CL



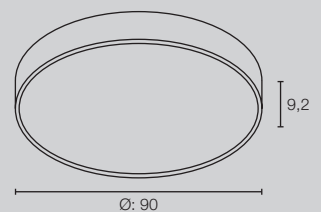
**MEDO® 30**  
CW



**MEDO® 40**  
CW




**MEDO® 60**  
CW



**MEDO® 90**  
CL



LALU®  
1007550







LALU®  
Pendelleuchten (PD)



Kombinieren Sie die Farben und Formen der LALU® Pendelleuchten

LALU®  
PD, LED Base, Phase



220-240V ~50/60Hz  
Material: Aluminium / Stahl

|  |  |  |      |       |      |       |       |
|--|--|--|------|-------|------|-------|-------|
|  |  |  | IP20 | 500mA | 9,5W | 3000K | 680lm |
|  |  |  |      |       |      |       |       |
|  |  |  |      |       |      |       |       |



|         |  |            |
|---------|--|------------|
| 1007518 |  | 194.40 CHF |
| 1007519 |  | 194.40 CHF |
| 1007520 |  | 201.30 CHF |

LALU®  
PD, LED Base, Phase, Recessed



220-240V ~50/60Hz  
Material: Aluminium / Stahl

|  |  |  |      |       |      |       |       |
|--|--|--|------|-------|------|-------|-------|
|  |  |  | IP20 | 500mA | 9,5W | 3000K | 680lm |
|  |  |  |      |       |      |       |       |
|  |  |  |      |       |      |       |       |



|         |  |            |
|---------|--|------------|
| 1007548 |  | 171.40 CHF |
| 1007549 |  | 171.40 CHF |
| 1007550 |  | 178.30 CHF |

# WÄHLEN SIE IHREN PASSENDEN LEUCHTENSCHIRM



|                 |                          |      |                     |         |            |  |
|-----------------|--------------------------|------|---------------------|---------|------------|--|
| LALU® TETRA 14  | schwarz / antique bronze | IP20 | Ø: 14 cm, H: 4,9 cm | 1007523 | 63.30 CHF  |  |
|                 | weiß / gold              |      |                     | 1007522 | 63.30 CHF  |  |
|                 | antique bronze           |      |                     | 1007521 | 66.70 CHF  |  |
| LALU® TETRA 24  | schwarz / antique bronze | IP20 | Ø: 24 cm, H: 6,7 cm | 1007526 | 82.80 CHF  |  |
|                 | weiß / gold              |      |                     | 1007525 | 82.80 CHF  |  |
|                 | antique bronze           |      |                     | 1007524 | 89.70 CHF  |  |
| LALU® TETRA 36  | schwarz / antique bronze | IP20 | Ø: 36 cm, H: 8,9 cm | 1007529 | 131.10 CHF |  |
|                 | weiß / gold              |      |                     | 1007528 | 131.10 CHF |  |
|                 | antique bronze           |      |                     | 1007527 | 144.90 CHF |  |
| LALU® CONE 15   | schwarz / antique bronze | -    | Ø: 15,2 cm, H 17 cm | 1007532 | 65.60 CHF  |  |
|                 | weiß / gold              |      |                     | 1007531 | 65.60 CHF  |  |
|                 | antique bronze           |      |                     | 1007530 | 74.80 CHF  |  |
| LALU® ELYPSE 15 | schwarz / antique bronze | -    | Ø: 15 cm, H 1,4 cm  | 1007535 | 41.40 CHF  |  |
|                 | weiß / gold              |      |                     | 1007534 | 41.40 CHF  |  |
|                 | antique bronze           |      |                     | 1007533 | 48.30 CHF  |  |
| LALU® ELYPSE 22 | schwarz / antique bronze | -    | Ø: 22 cm, H 2,8 cm  | 1007538 | 65.60 CHF  |  |
|                 | weiß / gold              |      |                     | 1007537 | 65.60 CHF  |  |
|                 | antique bronze           |      |                     | 1007536 | 74.80 CHF  |  |
| LALU® ELYPSE 33 | schwarz / antique bronze | -    | Ø: 33 cm, H 3,5 cm  | 1007541 | 102.40 CHF |  |
|                 | weiß / gold              |      |                     | 1007540 | 102.40 CHF |  |
|                 | antique bronze           |      |                     | 1007539 | 109.30 CHF |  |
| LALU® PLATE 15  | schwarz / antique bronze | -    | Ø: 15 cm, H 1,5 cm  | 1007544 | 48.30 CHF  |  |
|                 | weiß / gold              |      |                     | 1007543 | 48.30 CHF  |  |
|                 | antique bronze           |      |                     | 1007542 | 51.80 CHF  |  |
| LALU® PLATE 22  | schwarz / antique bronze | -    | Ø: 22 cm, H 1,5 cm  | 1007547 | 63.30 CHF  |  |
|                 | weiß / gold              |      |                     | 1007546 | 63.30 CHF  |  |
|                 | antique bronze           |      |                     | 1007545 | 67.90 CHF  |  |



# MIX & MATCH

## LALU®

---


### LALU® TETRA 14

schwarz | 1007523  
weiß | 1007522  
antique bronze | 1007521



### LALU® CONE 15

schwarz | 1007532  
weiß | 1007531  
antique bronze | 1007530



### LALU® TETRA 24

schwarz | 1007526  
weiß | 1007525  
antique bronze | 1007524



### LALU® TETRA 36

schwarz | 1007529  
weiß | 1007528  
antique bronze | 1007527



### LALU®

*PD, LED BASE, PHASE*

schwarz | 1007518  
weiß | 1007519  
antique bronze | 1007520



### LALU®

*PD, LED BASE, PHASE, RECESSED*

schwarz | 1007548  
weiß | 1007549  
antique bronze | 1007550



### LALU® ELYPSE 15

|                |         |
|----------------|---------|
| schwarz        | 1007535 |
| weiß           | 1007534 |
| antique bronze | 1007533 |



### LALU® PLATE 15

|                |         |
|----------------|---------|
| schwarz        | 1007544 |
| weiß           | 1007543 |
| antique bronze | 1007542 |



### LALU® ELYPSE 22

|                |         |
|----------------|---------|
| schwarz        | 1007538 |
| weiß           | 1007537 |
| antique bronze | 1007536 |



### LALU® PLATE 22

|                |         |
|----------------|---------|
| schwarz        | 1007547 |
| weiß           | 1007546 |
| antique bronze | 1007545 |



### LALU® ELYPSE 33

|                |         |
|----------------|---------|
| schwarz        | 1007541 |
| weiß           | 1007540 |
| antique bronze | 1007539 |



### LALU®

*PD, LED BASE, 48V, DALI*

|                |         |
|----------------|---------|
| schwarz        | 1007749 |
| weiß           | 1007748 |
| antique bronze | 1007747 |




Kombinieren Sie die Produkte der LALU® Familie ganz nach Ihrem Geschmack. Perfekt aufeinander abgestimmt, können Sie Formen, Größen und Farben kombinieren oder eine Komposition mehrerer Leuchten erstellen. Werden Sie kreativ – SLV Mix & Match Produkte erkennen Sie an dem folgenden Symbol:



**MIX**  
match

LALU®  
1007653





LALU®  
Pendelleuchte (PD)

SOCKET  
INSIDE



LALU®  
PD, E27



220-240V ~50/60Hz  
Material: Aluminium

● - IP20 - 10W 1xE27 - 1007658 ● 171.40 CHF



LALU®  
Shade, E27 Base

schwarz / antique bronze

Ø: 33 cm, H: 3,5 cm

1007659 ● 171.40 CHF

antique bronze

1007660 ● 194.40 CHF



A60  
180°, EEK=F, 8kWh/1000h



7,5W

2700K

720lm

-

1005305

24.50 CHF

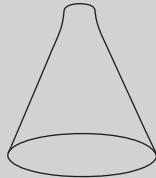
# LALU® GRÖSSEN

## PENDELLEUCHTEN

MIX  
match



**LALU® TETRA 14**  
PD, SHADE



**LALU® CONE 15**  
PD, SHADE



**LALU® ELYPSE 15**  
PD, SHADE



**LALU® PLATE 15**  
PD, SHADE



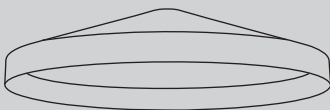
**LALU® TETRA 24**  
PD, SHADE



**LALU® ELYPSE 22**  
PD, SHADE



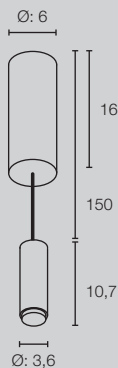
**LALU® PLATE 22**  
PD, SHADE



**LALU® TETRA 36**  
PD, SHADE



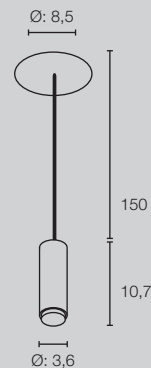
**LALU® ELYPSE 33**  
PD, SHADE



**LALU®**  
PD, LED BASE, PHASE

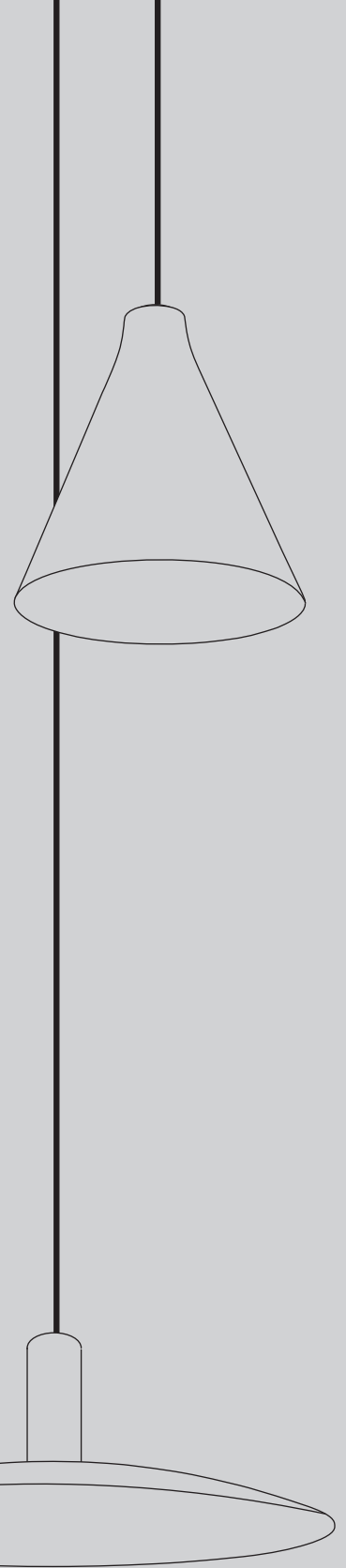
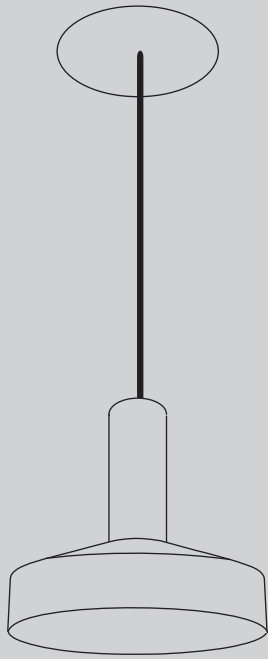
Einbaumaße:  
Ø: 6,8 cm T: 5 cm

**LALU®**  
PD, LED BASE, PHASE, RECESSED



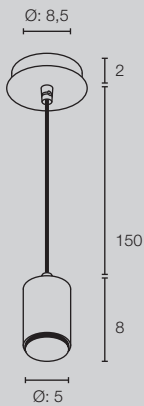
Ø: 3,6





LALU®  
PD, SHADE

SOCKET  
INSIDE



LALU®  
PD, E27

ONE® 60  
1005177





ONE®  
Pendelleuchten (PD)



ONE® TRIPLE DALI



ONE® 60 DALI



ONE® DOUBLE  
PD DALI UP/DOWN



ONE® CUBE  
DALI UP/DOWN

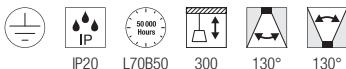
## ONE® 60 PD, Dali



220-240V ~50/60Hz  
Material: Aluminium / Stahl

|  |      |       |     |                  |               |                |                   |  |
|--|------|-------|-----|------------------|---------------|----------------|-------------------|--|
|  | IP20 | 600mA | 24W | CCT 3000 / 4000K | 1480 / 1550lm | <b>1002909</b> | <b>509.00 CHF</b> |  |
|  |      |       |     |                  |               | <b>1002910</b> | <b>509.00 CHF</b> |  |

## ONE® 60 PD, Up/Down, Dali



220-240V ~50/60Hz  
Material: Aluminium / Stahl

|  |      |       |     |                  |             |                |                   |  |
|--|------|-------|-----|------------------|-------------|----------------|-------------------|--|
|  | IP20 | 600mA | 25W | CCT 3000 / 4000K | 400 / 410lm | <b>1004761</b> | <b>599.00 CHF</b> |  |
|  |      |       |     |                  | 800 / 820lm | <b>1004762</b> | <b>599.00 CHF</b> |  |

## ONE® 60 PD, Up/Down, Phase



220-240V ~50/60Hz  
Material: Aluminium / Stahl

|  |      |       |     |                  |             |                |                   |  |
|--|------|-------|-----|------------------|-------------|----------------|-------------------|--|
|  | IP20 | 600mA | 24W | CCT 2700 / 3000K | 410 / 415lm | <b>1004759</b> | <b>549.00 CHF</b> |  |
|  |      |       |     |                  |             | <b>1004760</b> | <b>549.00 CHF</b> |  |
|  |      |       |     |                  |             | <b>1005177</b> | <b>579.00 CHF</b> |  |

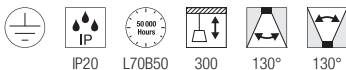
## ONE® 80 PD, Dali



220-240V ~50/60Hz  
Material: Aluminium / Stahl

|  |      |       |     |                  |               |                |                   |  |
|--|------|-------|-----|------------------|---------------|----------------|-------------------|--|
|  | IP20 | 800mA | 32W | CCT 3000 / 4000K | 1930 / 2140lm | <b>1002911</b> | <b>539.00 CHF</b> |  |
|  |      |       |     |                  |               | <b>1002912</b> | <b>539.00 CHF</b> |  |

## ONE® 80 PD, Up/Down, Dali

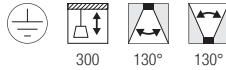


220-240V ~50/60Hz  
Material: Aluminium / Stahl

|  |      |       |     |                  |             |                |                   |  |
|--|------|-------|-----|------------------|-------------|----------------|-------------------|--|
|  | IP20 | 800mA | 34W | CCT 3000 / 4000K | 615 / 635lm | <b>1004763</b> | <b>699.00 CHF</b> |  |
|  |      |       |     |                  |             | <b>1004764</b> | <b>699.00 CHF</b> |  |



### ONE® DOUBLE PD, Up/Down, Dali



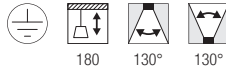
220-240V ~50/60Hz  
Material: Aluminium / Stahl

|  |  |   |        |     |                  |               |
|--|--|---|--------|-----|------------------|---------------|
|  |  | - | 1400mA | 55W | CCT 3000 / 4000K | 1050 / 1060lm |
|  |  |   |        |     |                  |               |

|         |              |
|---------|--------------|
| 1004767 | 1'299.00 CHF |
| 1004768 | 1'299.00 CHF |



### ONE® DOUBLE PD, Up/Down, Phase



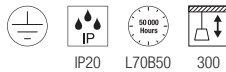
220-240V ~50/60Hz  
Material: Aluminium / Stahl

|  |  |   |       |     |                  |             |
|--|--|---|-------|-----|------------------|-------------|
|  |  | - | 900mA | 35W | CCT 2700 / 3000K | 615 / 635lm |
|  |  |   |       |     |                  |             |
|  |  |   |       |     |                  |             |

|         |            |
|---------|------------|
| 1004765 | 899.00 CHF |
| 1004766 | 899.00 CHF |
| 1005178 | 899.00 CHF |



### ONE® TRIPLE PD, Dali



220-240V ~50/60Hz  
Material: Aluminium / Stahl

|  |     |      |        |     |                  |               |
|--|-----|------|--------|-----|------------------|---------------|
|  |     | IP20 | 1700mA | 64W | CCT 3000 / 4000K | 4040 / 4200lm |
|  | 2.0 |      |        |     |                  |               |

|         |              |
|---------|--------------|
| 1002913 | 1'399.00 CHF |
| 1002914 | 1'399.00 CHF |



### ONE® CUBE PD, Dali



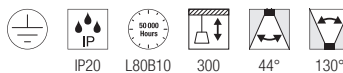
220-240V ~50/60Hz  
Material: Aluminium / Stahl

|  |     |      |        |     |       |        |
|--|-----|------|--------|-----|-------|--------|
|  |     | IP20 | 1400mA | 54W | 3000K | 4000lm |
|  |     |      |        |     |       |        |
|  | 2.0 | IP20 | 1400mA | 54W | 4000K | 4300lm |
|  |     |      |        |     |       |        |

|         |  |            |
|---------|--|------------|
| 1007661 |  | 723.40 CHF |
| 1007662 |  | 723.40 CHF |
| 1007663 |  | 723.40 CHF |
| 1007664 |  | 723.40 CHF |



### ONE® CUBE PD, Up/Down, Dali



220-240V ~50/60Hz  
Material: Aluminium / Stahl

|  |     |      |        |     |       |                          |
|--|-----|------|--------|-----|-------|--------------------------|
|  |     | IP20 | 2100mA | 80W | 3000K | UP 2000lm<br>DOWN 4000lm |
|  |     |      |        |     |       |                          |
|  | 2.0 | IP20 | 2100mA | 80W | 4000K | UP 2200lm<br>DOWN 4300lm |
|  |     |      |        |     |       |                          |

|         |  |            |
|---------|--|------------|
| 1007665 |  | 838.40 CHF |
| 1007666 |  | 838.40 CHF |
| 1007671 |  | 838.40 CHF |
| 1007672 |  | 838.40 CHF |



ONE® LINEAR 140  
1006190

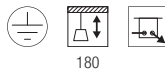




ONE® LINEAR 140

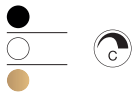
ONE® LINEAR 100

### ONE® LINEAR 100 PD, Up/Down, Phase



180

220-240V ~50/60Hz  
Material: Aluminium / Stahl



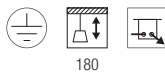
- 600mA 24W CCT 2700 / 3000K

UP 550 / 580lm  
DOWN 670 / 700lm

|         |            |
|---------|------------|
| 1006185 | 359.00 CHF |
| 1006186 | 359.00 CHF |
| 1006187 | 379.00 CHF |



### ONE® LINEAR 140 PD, Up/Down, Phase



180

220-240V ~50/60Hz  
Material: Aluminium / Stahl



- 900mA 35W CCT 2700 / 3000K

UP 830 / 860lm  
DOWN 980 / 1015lm

|         |            |
|---------|------------|
| 1006188 | 449.00 CHF |
| 1006189 | 449.00 CHF |
| 1006190 | 399.00 CHF |




Detaillierte Abmessungen und Informationen zur Montage finden Sie auf Seite 200-201

ONE® 60  
1002919





ONE® DOUBLE  
1004766







ONE®  
Wand- und Deckenleuchten (CW)



ONE® 40  
CW, Dali



220-240V ~50/60Hz  
Material: Aluminium / Stahl

|                                  |  |      |       |     |                  |             |                |                   |
|----------------------------------|--|------|-------|-----|------------------|-------------|----------------|-------------------|
| <input checked="" type="radio"/> |  | IP20 | 350mA | 14W | CCT 3000 / 4000K | 700 / 730lm | <b>1002915</b> | <b>399.00 CHF</b> |
| <input type="radio"/>            |  |      |       |     |                  |             | <b>1002917</b> | <b>399.00 CHF</b> |



ONE® 60  
CW, Dali



220-240V ~50/60Hz  
Material: Aluminium / Stahl

|                                  |  |      |       |     |                  |               |                |                   |
|----------------------------------|--|------|-------|-----|------------------|---------------|----------------|-------------------|
| <input checked="" type="radio"/> |  | IP20 | 600mA | 24W | CCT 3000 / 4000K | 1350 / 1430lm | <b>1002918</b> | <b>509.00 CHF</b> |
| <input type="radio"/>            |  |      |       |     |                  |               | <b>1002919</b> | <b>509.00 CHF</b> |

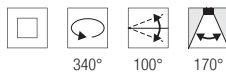


Detaillierte Abmessungen und Informationen zur Montage finden Sie auf Seite 200–201



ONE® 40 TRACK  
1004769

ONE® 40 TRACK  
Track 3Ph, Dali



220-240V ~50/60Hz  
Material: Aluminium

|   |   |       |       |       |       |         |            |
|---|---|-------|-------|-------|-------|---------|------------|
| ● | - | 350mA | 15,2W | 3000K | 650lm | 1004769 | 379.00 CHF |
| ○ |   |       |       |       |       | 1004770 | 379.00 CHF |
| ● | - | 350mA | 15,2W | 4000K | 670lm | 1004771 | 379.00 CHF |
| ○ |   |       |       |       |       | 1004772 | 379.00 CHF |



Detaillierte Abmessungen und Informationen zur Montage finden Sie auf Seite 200-201



ONE® 40 TRACK  
1004771

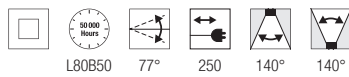
ONE® 40 TRACK  
Track System 3-Phasen



ONE®  
Standleuchten (FL)



ONE® STRAIGHT  
FL, Up/Down



220-240V ~50/60Hz  
Material: Stahl / Polycarbonat (PC)



-

24V

22W

CCT 2700 / 3000K

UP 600 / 600lm  
DOWN 600 / 600lm

UGR<22

- 1006355 ● 999.00 CHF
- 1006354 ● 999.00 CHF
- 1006353 ● 999.00 CHF



  
 Lichtstrom der  
 Ringe einzeln  
 steuerbar

NEW

**ONE® BOW**  
FL, Up/Down



220-240V ~50/60Hz  
Material: Stahl / Polycarbonat (PC)



-

24V

22W

CCT 2700 / 3000K

UP 600 / 600lm  
DOWN 600 / 600lm

UGR<22

- 1006352 ● 1'499.00 CHF
- 1006351 ● 1'499.00 CHF
- 1006350 ● 1'499.00 CHF



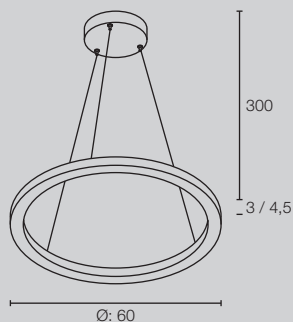
ONE® STRAIGHT  
1006353



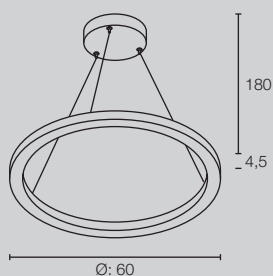
ONE® BOW  
1006351

# ONE® GRÖSSEN

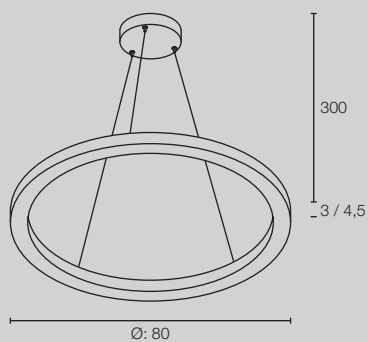
## PENDELLEUCHTEN



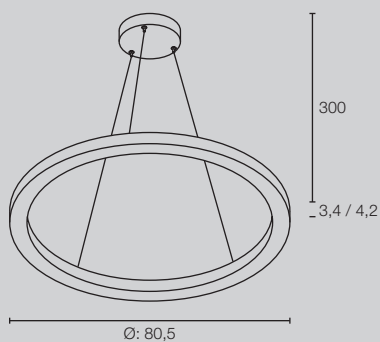
**ONE® 60 / ONE® 60**  
PD, DALI / PD, UP/DOWN, DALI



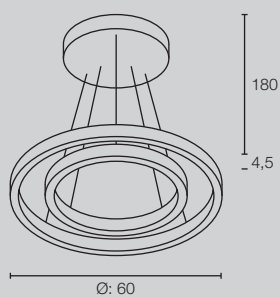
**ONE® 60**  
PD, UP/DOWN, PHASE



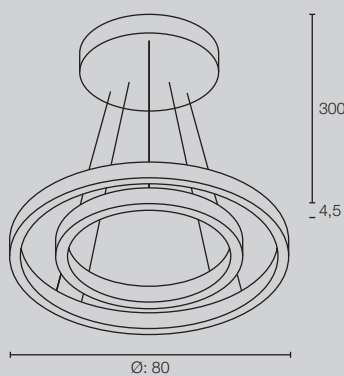
**ONE® 80 / ONE® 80**  
PD, DALI / PD, UP/DOWN, DALI



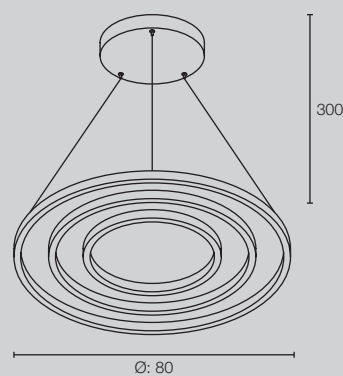
**ONE® CUBE / ONE® CUBE**  
PD, DALI / PD, UP/DOWN, DALI



**ONE® DOUBLE 60**  
PD, UP/DOWN, DALI

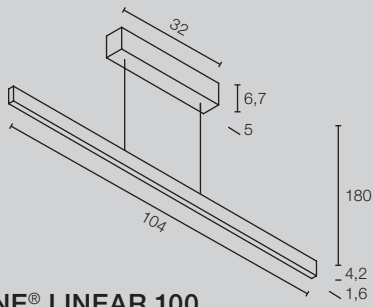


**ONE® DOUBLE 80**  
PD, UP/DOWN, DALI

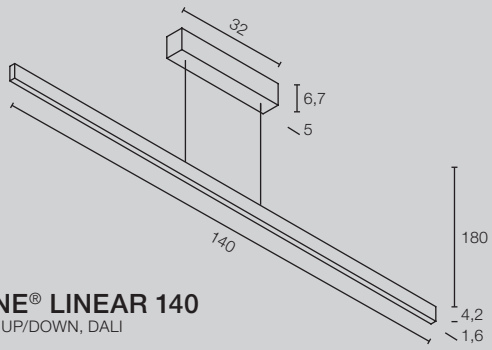


**ONE® TRIPLE**  
PD, DALI



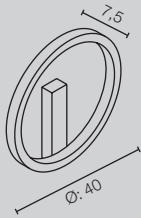


**ONE® LINEAR 100**  
PD, UP/DOWN, DALI

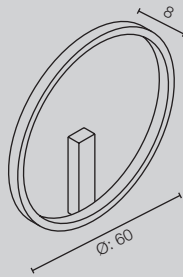


**ONE® LINEAR 140**  
PD, UP/DOWN, DALI

**WANDLEUCHTEN**

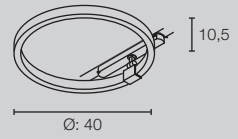


**ONE® 40**  
CW, DALI



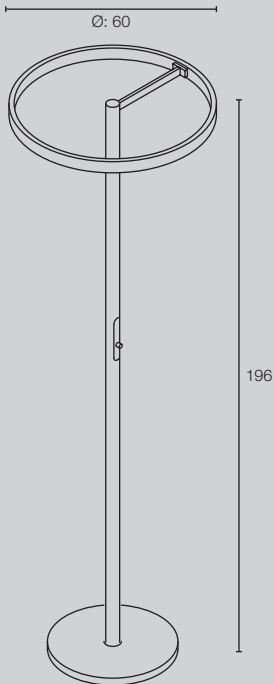
**ONE® 60**  
CW, DALI

**TRACK SYSTEM**

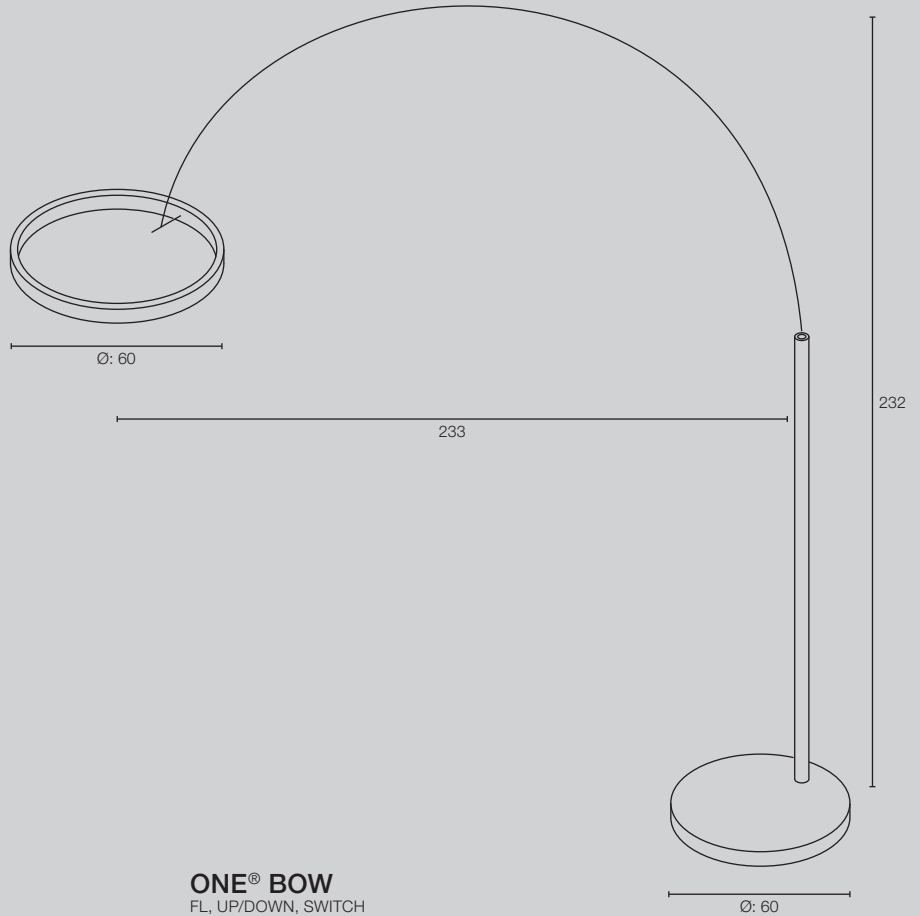


**ONE® 40 TRACK**  
TRACK 3PH, DALI

**STANDLEUCHTEN**



**ONE® STRAIGHT**  
FL, UP/DOWN, SWITCH



**ONE® BOW**  
FL, UP/DOWN, SWITCH



**NUMINOS®**  
finden Sie auf den  
Familienseiten  
82–93

LED



**NEW TRIA®**  
finden Sie auf den  
Familienseiten  
122–147

LED




**MEDO®**  
finden Sie auf den  
Familienseiten  
168–171

LED



LED

UNIVERSAL  
DOWNLIGHT | 205




LED

UNIVERSAL  
DOWNLIGHT | 207



LED

UNIVERSAL  
DOWNLIGHT | 208



LED

UNIVERSAL  
DOWNLIGHT | 209



LED

KADUX | 213



LED

KADUX | 213



LED

KADUX | 213



**SCKET**

KADUX | 214



**SCKET**

KADUX | 214



**SCKET**

KADUX | 214



**SCKET**

KADUX | 215



**SCKET**

KADUX | 215



LED

MILANDOS 4 | 217



LED

MILANDOS 6 | 217



LED

MILANDOS 8 | 217



LED

HORN MINI | 218




**SCKET**

HORN | 219



**SCKET**

HORN | 219




**SCKET**

HORN | 219



**SCKET**

HORN | 220



**SCKET**

HORN | 220



**SCKET**

HORN | 220




**SCKET**

HORN-T | 221



LED

HORN MAGNA | 221




LED

SENER 12 | 223



LED

SENER 18 | 223



LED

SENER 24 | 223



LED

SENER 12 | 225



LED

SENER 18 | 225



LED

SENER 24 | 225



LED

VERLUX | 227




LED

VERLUX | 227



LED

DL 126 | 227



**SCKET**

PIKA | 228



**SCKET**

PIKA | 228



LED

OCULUS | 229



LED  
OCCULDAS 14 | 230



LED  
OCCULDAS 23 | 230



LED  
CONTONE® | 231



LED  
CONTONE® | 231



LED  
H-LIGHT | 232



LED  
KARPO 30 | 232



SCKET  
PLASTRA | 233



SCKET  
PLASTRA | 233



LED  
DEKLED | 234



SCKET  
VARU | 234



SCKET  
DOLIX OUT | 235



SCKET  
DOLIX OUT | 235



LED  
KAMUELA ECO | 236



LED  
KAMUELA ECO | 237



LED  
KINI | 237



LED  
AKALO D83 | 237



LED  
FRAME BASIC  
SET | 238



LED  
FRAME BASIC | 238



LED  
FRAME BASIC | 238



LED  
FRAME CURVE | 239



LED  
FRAME CURVE | 239



LED  
QUAD FRAME 9 | 240



LED  
NOTAPO S | 241



LED  
NOTAPO L | 241



LED  
DOWNUNDER  
PUR 80 | 242



LED  
DOWNUNDER  
PUR 150 | 242



LED  
MOBALA | 243



LED  
WORO | 243



LED  
LED PANEL | 243



LED  
PATTA-I | 244



LED  
PATTA-I | 244



LED  
PATTA-I | 245



LED  
PATTA-I | 245




LED  
PATTA-F | 246



LED  
PATTA-F | 247

1007095 + 1007180 205





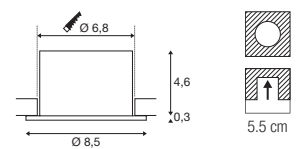
## UNIVERSAL DOWNLIGHT Cover, rund



Ø: 8.8 cm  
H: 0.35 cm  
Material: Polycarbonat (PC)

| Variante    | Art.Nr. | CHF  |
|-------------|---------|------|
| ● schwarz   | 1007096 | 3.90 |
| ○ weiß      | 1007097 | 3.90 |
| ● gold      | 1007099 | 4.50 |
| ● matt gold | 1007192 | 4.50 |
| ● aluminium | 1007098 | 4.50 |

## UNIVERSAL DOWNLIGHT DL, PHASE



## UNIVERSAL DOWNLIGHT Cover, quadratisch



L: 8.8 cm  
B: 8.8 cm  
H: 0.35 cm  
Material: Polycarbonat (PC)

| Variante    | Art.Nr. | CHF  |
|-------------|---------|------|
| ● schwarz   | 1007180 | 5.20 |
| ○ weiß      | 1007181 | 5.20 |
| ● gold      | 1007183 | 5.90 |
| ● matt gold | 1007193 | 5.90 |
| ● aluminium | 1007182 | 5.90 |



220-240V ~50/60Hz | 60/90mA  
Systemleistung: 5W/8W  
Material: Stahl

- Materialstärke Einbafläche: 25 mm max.



|    |       |       |
|----|-------|-------|
| 5W | 410lm | 2700K |
|    | 430lm | 3000K |
|    | 470lm | 4000K |
|    | 440lm | 6500K |
| 8W | 560lm | 2700K |
|    | 610lm | 3000K |
|    | 680lm | 4000K |
|    | 640lm | 6500K |

| Variante  | Art.Nr. | CHF   |
|-----------|---------|-------|
| ● schwarz | 1007095 | 32.90 |

1007090 + 1007184 205



WATCH OUT  
MONSTER INSIDE



1002



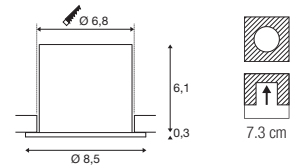
### UNIVERSAL DOWNLIGHT Cover, rund



Ø: 8.8 cm  
H: 0.35 cm  
Material: Polycarbonat (PC)

| Variante    | Art.Nr. | CHF  |
|-------------|---------|------|
| ● schwarz   | 1007091 | 3.90 |
| ○ weiß      | 1007092 | 3.90 |
| ● gold      | 1007094 | 4.50 |
| ● matt gold | 1007191 | 4.50 |
| ● aluminium | 1007093 | 4.50 |

### UNIVERSAL DOWNLIGHT DL, Move, PHASE



### UNIVERSAL DOWNLIGHT Cover, quadratisch



L: 8.8 cm  
B: 8.8 cm  
H: 0.35 cm  
Material: Polycarbonat (PC)

| Variante    | Art.Nr. | CHF  |
|-------------|---------|------|
| ● schwarz   | 1007184 | 5.20 |
| ○ weiß      | 1007185 | 5.20 |
| ● gold      | 1007187 | 5.90 |
| ● matt gold | 1007194 | 5.90 |
| ● aluminium | 1007186 | 5.90 |

220-240V ~50/60Hz | 60/90mA  
Systemleistung: 5W/8W  
Material: Stahl

- Materialstärke Einbaufäche: 25 mm max.

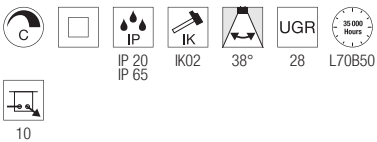

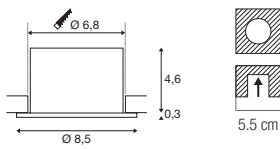


|    |       |       |
|----|-------|-------|
| 5W | 410lm | 2700K |
|    | 610lm | 3000K |
|    | 680lm | 4000K |
|    | 640lm | 6500K |
| 8W | 560lm | 2700K |
|    | 610lm | 3000K |
|    | 680lm | 4000K |
|    | 640lm | 6500K |

| Variante  | Art.Nr. | CHF   |
|-----------|---------|-------|
| ● schwarz | 1007090 | 32.90 |

UNIVERSAL DOWNLIGHT  
DL with Cover, Multipack

1007271 208




220-240V ~50/60Hz | 60/90mA  
Systemleistung: 5W/8W  
Material: Stahl

- Materialstärke Einbaufäche: 25 mm max.



|    |       |       |
|----|-------|-------|
| 5W | 560lm | 2700K |
|    | 610lm | 3000K |
|    | 680lm | 4000K |
|    | 640lm | 6500K |
| 8W | 560lm | 2700K |
|    | 610lm | 3000K |
|    | 680lm | 4000K |
|    | 640lm | 6500K |

| Variante  | Art.Nr. | CHF    |
|-----------|---------|--------|
| ● schwarz | 1007271 | 407.10 |
| ○ weiß    | 1007272 | 407.10 |




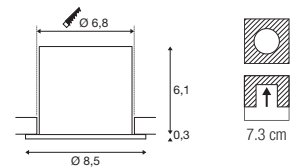




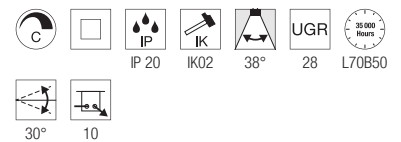
## UNIVERSAL DOWNLIGHT DL with Cover, Multipack



NEW



1007274 209



220-240V ~50/60Hz | 60/90mA  
Systemleistung: 5W/8W  
Material: Stahl

- Materialstärke Einbaufäche: 25 mm max.



|    |       |       |
|----|-------|-------|
| 5W | 410lm | 2700K |
|    | 610lm | 3000K |
|    | 680lm | 4000K |
|    | 640lm | 6500K |
| 8W | 560lm | 2700K |
|    | 610lm | 3000K |
|    | 680lm | 4000K |
|    | 640lm | 6500K |

| Variante  | Art.Nr. | CHF    |
|-----------|---------|--------|
| ● schwarz | 1007273 | 414.00 |
| ○ weiß    | 1007274 | 414.00 |

# GESTALTEN SIE IHR DOWNLIGHT

---

Unauffällig und universell einsetzbar: Die UNIVERSAL DOWNLIGHT als starre und schwenkbare Variante sind Einbauleuchten, die mit ihrem engen Halbstreuwinkel von 36 Grad ein zielgerichtetes Licht erzeugen. Vor der Installation lässt sich die Lichtfarbe via CCT-Switch in einem breiten Spektrum wählen (2700/3000/4000/6500K). Eine naturgetreue Farbwiedergabe wird durch den CRI über 90 erreicht. Durch die Quick Connector Box ist das Downlight schnell und einfach installiert. Ergänzen Sie Ihr Universal Downlight mit der separat erhältlichen Abdeckung in rund oder eckig, die jeweils in den Farben schwarz, weiß, chrom, gold glänzend sowie gold matt verfügbar sind.

## WÄHLEN SIE IHRE BEVORZUGTE ...

- 1 Variante (starr, schwenkbar)
- 2 Abdeckung (Schwarz, Weiß, Chrom, Gold glänzend, Gold matt)
- 3 Farbtemperatur (2700, 3000, 4000, 6500K)
- 4 Systemleistung (5W, 8W)



FERTIG!

# UNIVERSAL DOWNLIGHT

## UNIVERSAL DOWNLIGHT



Als starre Version, eckig oder rund erhältlich

## UNIVERSAL DOWNLIGHT MOVE



Als schwenkbare Version, eckig oder rund erhältlich



Austauschbare Abdeckung in eckig oder rund und in den Farben  
Schwarz, Weiß, Chrom, Gold glänzend oder Gold matt

2700K 3000K 4000K 6500K

Schaltbare Farbtemperatur

2700K 3000K 4000K 6500K

Schaltbare Systemleistung  
5W / 8W

Hohe Lichtqualität und Farbwiedergabe  
durch LED mit CRI90


1007560 213



1007567 213



1007551 213

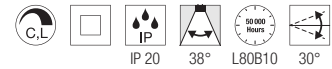
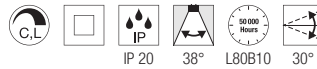
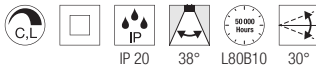
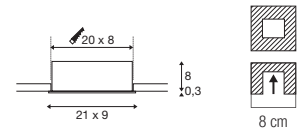
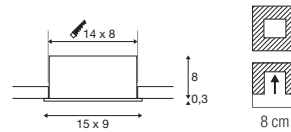
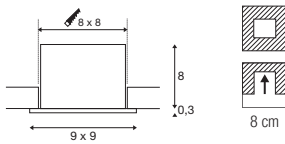




### KADUX DL, single, PHASE

### KADUX DL, double, PHASE

### KADUX DL, triple, PHASE



220-240V ~50/60Hz | 350mA  
Systemleistung: 7.5W  
Material: Aluminium / Stahl

220-240V ~50/60Hz | 350mA  
Systemleistung: 14W  
Material: Aluminium / Stahl

220-240V ~50/60Hz | 350mA  
Systemleistung: 20W  
Material: Aluminium / Stahl

- Clipfedern
- Materialstärke Einbaufäche: 30 mm max.

- Clipfedern
- Materialstärke Einbaufäche: 30 mm max.

- Clipfedern
- Materialstärke Einbaufäche: 30 mm max.



Down 770lm | 3000K

Down 1510lm | 3000K

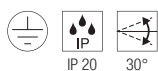
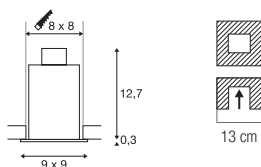
Down 2310lm | 3000K

| Variante  | Art.Nr. | CHF   |
|-----------|---------|-------|
| ● schwarz | 1007551 | 97.80 |
| ○ weiß    | 1007552 | 97.80 |

| Variante  | Art.Nr. | CHF    |
|-----------|---------|--------|
| ● schwarz | 1007559 | 184.00 |
| ○ weiß    | 1007560 | 184.00 |

| Variante  | Art.Nr. | CHF    |
|-----------|---------|--------|
| ● schwarz | 1007567 | 242.70 |
| ○ weiß    | 1007568 | 242.70 |

KADUX  
EL, single, QPAR51



220-240V ~50/60Hz  
Material: Aluminium / Stahl

- Clipfedern
- Materialstärke Einbaufäche: 30 mm max.



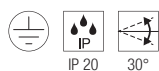
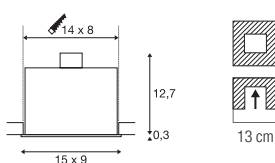
Socket: 1xGU10

| Variante  | Art.Nr. | CHF   |
|-----------|---------|-------|
| ● schwarz | 115510  | 41.60 |
| ○ weiß    | 115511  | 41.60 |



Art. Nr.: 1005273 | 12.90 CHF

KADUX  
EL, double, QPAR51



220-240V ~50/60Hz  
Material: Aluminium / Stahl

- Clipfedern
- Materialstärke Einbaufäche: 30 mm max.



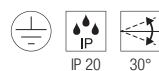
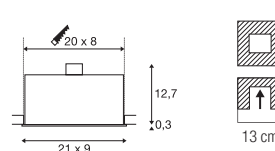
Socket: 2xGU10

| Variante  | Art.Nr. | CHF   |
|-----------|---------|-------|
| ● schwarz | 115520  | 74.00 |
| ○ weiß    | 115521  | 74.00 |



Art. Nr.: 1005273 | 12.90 CHF

KADUX  
EL, triple, QPAR51



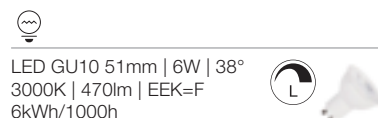
220-240V ~50/60Hz  
Material: Aluminium / Stahl

- Clipfedern
- Materialstärke Einbaufäche: 30 mm max.



Socket: 3xGU10

| Variante  | Art.Nr. | CHF    |
|-----------|---------|--------|
| ● schwarz | 115530  | 106.00 |
| ○ weiß    | 115531  | 106.00 |

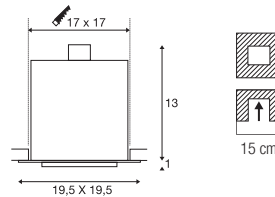


Art. Nr.: 1005079 | 10.60 CHF

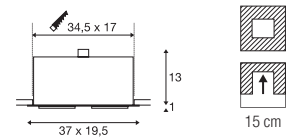


115550 215

KADUX  
EL, single, QPAR111



KADUX  
EL, double, QPAR111



115531 214



220-240V ~50/60Hz  
Material: Aluminium / Stahl

- Clipfedern
- Materialstärke Einbaufäche: 25 mm max.



Socket: 1xGU10

| Variante  | Art.Nr. | CHF    |
|-----------|---------|--------|
| ● schwarz | 115540  | 125.00 |
| ○ weiß    | 115541  | 125.00 |



220-240V ~50/60Hz  
Material: Aluminium / Stahl

- Clipfedern
- Materialstärke Einbaufäche: 25 mm max.



Socket: 2xGU10

| Variante  | Art.Nr. | CHF    |
|-----------|---------|--------|
| ● schwarz | 115550  | 202.00 |
| ○ weiß    | 115551  | 202.00 |



QPAR111 | 8W | 38°  
2700K | 680lm | EEK=F  
8kWh/1000h



Art. Nr.: 1005274 | 35.20 CHF



QPAR111 | 8W | 38°  
2700K | 680lm | EEK=F  
8kWh/1000h



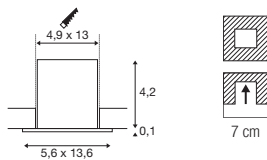
Art. Nr.: 1005274 | 35.20 CHF







## MILANDOS 4 DL



700mA  
Leistungsaufnahme: 8W  
Material: Aluminium / Polycarbonat (PC)

- Clipfedern
- Materialstärke Einbaufäche: 40 mm max.



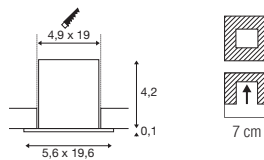
|      |   |
|------|---|
| Down | 510lm   2700K<br>520lm   3000K<br>650lm   3000K |
|------|---|

| Variante                   | Art.Nr.        | CHF           |
|----------------------------|----------------|---------------|
| ● schwarz<br>510lm   2700K | <b>1005407</b> | <b>219.00</b> |
| ● schwarz<br>520lm   3000K | <b>1005408</b> | <b>219.00</b> |
| ○ weiß<br>650lm   3000K    | <b>1005410</b> | <b>219.00</b> |



| Artikel  | Art.Nr.        | CHF           |
|--|----------------|---------------|
| LED Treiber 20W   250-700mA 1-10V/DALI dimmbar inkl. Zugentlastung |                |               |
| ○ weiß   | <b>1002423</b> | <b>117.00</b> |
| LED Treiber 10W   700mA   dimmbar inkl. Zugentlastung              |                |               |
| ○ weiß   | <b>1007213</b> | <b>40.30</b>  |

## MILANDOS 6 DL



700mA  
Leistungsaufnahme: 12W  
Material: Aluminium / Polycarbonat (PC)

- Clipfedern
- Materialstärke Einbaufäche: 40 mm max.



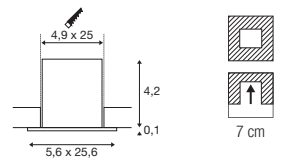
|      |   |
|------|---|
| Down | 770lm   2700K<br>780lm   3000K<br>980lm   3000K |
|------|---|

| Variante                   | Art.Nr.        | CHF           |
|----------------------------|----------------|---------------|
| ● schwarz<br>770lm   2700K | <b>1005415</b> | <b>235.00</b> |
| ● schwarz<br>780lm   3000K | <b>1005416</b> | <b>235.00</b> |
| ○ weiß<br>980lm   3000K    | <b>1005418</b> | <b>235.00</b> |



| Artikel   | Art.Nr.        | CHF           |
|---|----------------|---------------|
| LED Treiber 15W   700mA inkl. Zugentlastung         |                |               |
| ○ weiß  | <b>1006202</b> | <b>42.90</b>  |
| LED Treiber 20W   700mA dimmbar inkl. Zugentlastung |                |               |
| ○ weiß  | <b>1002423</b> | <b>117.00</b> |

## MILANDOS 8 DL



700mA  
Leistungsaufnahme: 16W  
Material: Aluminium / Polycarbonat (PC)

- Clipfedern
- Materialstärke Einbaufäche: 40 mm max.



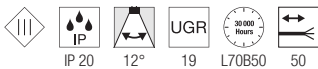
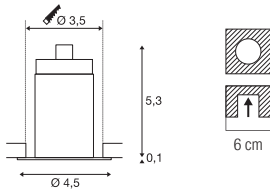
|      |                                  |
|------|----------------------------------|
| Down | 1030lm   2700K<br>1040lm   3000K |
|------|----------------------------------|

| Variante                    | Art.Nr.        | CHF           |
|-----------------------------|----------------|---------------|
| ● schwarz<br>1030lm   2700K | <b>1005423</b> | <b>289.00</b> |
| ● schwarz<br>1040lm   3000K | <b>1005424</b> | <b>289.00</b> |



| Artikel  | Art.Nr.        | CHF           |
|--|----------------|---------------|
| LED Treiber 20W   250-700mA 1-10V/DALI dimmbar inkl. Zugentlastung |                |               |
| ○ weiß   | <b>1002423</b> | <b>117.00</b> |
| LED Treiber 20W   700mA dimmbar inkl. Zugentlastung                |                |               |
| ○ weiß   | <b>1006202</b> | <b>42.90</b>  |

# HORN MINI EL



350mA  
Leistungsaufnahme: 1W  
Material: Aluminium / Polycarbonat (PC)

- Clipfedern
- inkl. AMP Stecker
- Bei goldenem Reflektor abweichende Lichtfarbe
- exkl. Treiber



Down 70lm | 2900K  
3000K

| Variante                   | Art.Nr. | CHF   |
|----------------------------|---------|-------|
| ● schwarz<br>3000K         | 1000915 | 48.00 |
| ●● schwarz / gold<br>2900K | 1000917 | 49.10 |
| ○ weiß<br>3000K            | 1000914 | 48.00 |



| Artikel                                 | Art.Nr. | CHF   |
|---|---------|-------|
| Kabelverlängerung 1m                    |         |       |
| ○ weiß                                  | 111861  | 10.60 |
| LED Treiber 3W   350mA inkl. AMP Buchse |         |       |
| ○ weiß                                  | 1007270 | 22.80 |
| Steckerleiste 3 Ausgänge                |         |       |
| ● schwarz                               | 111850  | 17.00 |

113141 219

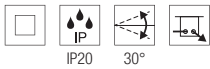
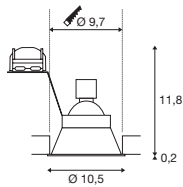


1000914 218





**HORN**  
DL, single, QPAR51



220-240V ~50/60Hz  
Material: Aluminium

- Clipfedern
- Materialstärke Einbaufäche: 30 mm max.



Socket: 1xGU10

| Variante  | Art.Nr. | CHF   |
|-----------|---------|-------|
| ● schwarz | 113140  | 64.00 |
| ○ weiß    | 113141  | 64.00 |

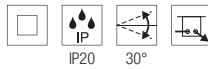
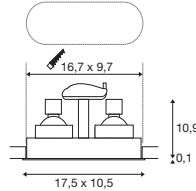


LED GU10 51mm | 6W | 38°  
2700K | 450lm | EEK=F  
6kWh/1000h



Art. Nr.: 1005077 | 10.60 CHF

**HORN**  
DL, double, QPAR51



220-240V ~50/60Hz  
Material: Aluminium

- Clipfedern
- Materialstärke Einbaufäche: 30 mm max.



Socket: 2xGU10

| Variante  | Art.Nr. | CHF   |
|-----------|---------|-------|
| ● schwarz | 1006121 | 79.00 |
| ○ weiß    | 1006122 | 79.00 |

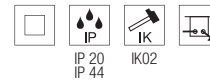

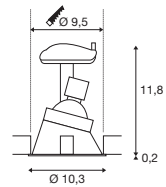


LED GU10 51mm | 6W | 38°  
2700K | 450lm | EEK=F  
6kWh/1000h



Art. Nr.: 1005077 | 10.60 CHF

**HORN**  
DL, single, asymmetrisch, QPAR51



220-240V ~50/60Hz  
Material: Aluminium

- Clipfedern
- Materialstärke Einbaufäche: 30 mm max.



Socket: 1xGU10

| Variante  | Art.Nr. | CHF   |
|-----------|---------|-------|
| ● schwarz | 113150  | 70.00 |
| ○ weiß    | 113151  | 70.00 |

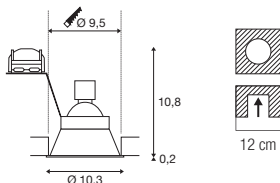


LED GU10 51mm | 6W | 36°  
2200-2700K | 360lm | EEK=G  
6kWh/1000h



Art. Nr.: 1005273 | 12.90 CHF

HORN  
DL, single, QPAR51



220-240V ~50/60Hz  
Material: Aluminium

- Clipfedern
- Materialstärke Einbaufäche: 25 mm max.



Socket: 1xGU10

| Variante  | Art.Nr. | CHF   |
|-----------|---------|-------|
| ● schwarz | 113160  | 64.00 |
| ○ weiß    | 113161  | 64.00 |

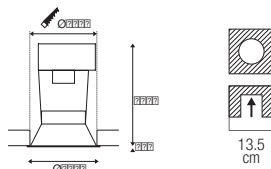


LED GU10 51mm | 6W | 38°  
2700K | 450lm | EEK=F  
6kWh/1000h



Art. Nr.: 1005077 | 10.60 CHF

HORN  
EL, single, QPAR51



220-240V ~50/60Hz  
Material: Stahl

- Clipfedern
- Materialstärke Einbaufäche: 45 mm max.



Socket: 1xGU10 max. Ø: 5.1 cm | L: 5.4 cm

| Variante  | Art.Nr. | CHF   |
|-----------|---------|-------|
| ● schwarz | 112910  | 33.00 |
| ○ weiß    | 112911  | 33.00 |

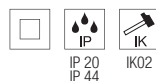
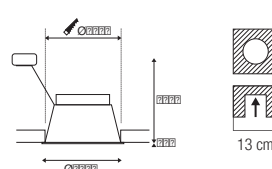


LED GU10 51mm | 6W | 38°  
2700K | 450lm | EEK=F  
6kWh/1000h



Art. Nr.: 1005077 | 10.60 CHF

HORN  
DL, GU10, blower door getestet



220-240V ~50/60Hz  
Material: Aluminium

- Das Downlight entspricht den Anforderungen von RT2012.
- Materialstärke Einbaufäche: 30 mm max.



Socket: 1xGU10

| Variante  | Art.Nr. | CHF   |
|-----------|---------|-------|
| ● schwarz | 1005435 | 33.00 |
| ○ weiß    | 1005436 | 33.00 |



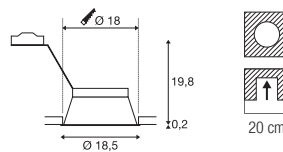
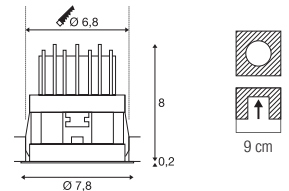
LED GU10 51mm | 6W | 38°  
2700K | 450lm | EEK=F  
6kWh/1000h




Art. Nr.: 1005077 | 10.60 CHF



112911 220

HORN-T  
EL, QPAR111HORN MAGNA  
EL

1002592 221

220-240V ~50/60Hz  
Material: Stahl

- Clipfedern
- Materialstärke Einbaufäche: 30 mm max.

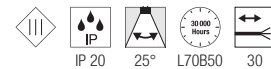


Socket: 1xGU10

| Variante  | Art.Nr. | CHF   |
|-----------|---------|-------|
| ● schwarz | 113170  | 85.00 |
| ○ weiß    | 113171  | 85.00 |

QPAR111 | 8W | 38°  
2700K | 680lm | EEK=F  
8kWh/1000h

Art. Nr.: 1005274 | 35.20 CHF

500mA  
Leistungsaufnahme: 9W  
Material: Aluminium / Polycarbonat (PC)

- Bei goldenen Reflektor abweichende Lichtfarbe
- Clipfedern
- Materialstärke Einbaufäche: 25 mm max.
- offenes Kabelende



Down

445lm | 3000K  
550lm  
570lm

| Variante          | Art.Nr. | CHF   |
|-------------------|---------|-------|
| ● schwarz         |         |       |
| 445lm             | 1002592 | 99.00 |
| ●● schwarz / gold |         |       |
| 570lm             | 1002594 | 99.00 |
| ○ weiß            |         |       |
| 550lm             | 1002591 | 99.00 |



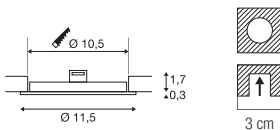
| Artikel                                     | Art.Nr. | CHF   |
|---|---------|-------|
| LED Treiber 20W   350mA/500mA   PHASE       |         |       |
| ○ weiß                                      | 1007227 | 46.00 |
| LED Treiber 25W   150-700mA   DALI dimmbar  |         |       |
| ○ weiß                                      | 1007229 | 80.50 |
| LED Treiber 21W   500mA inkl. Zugentlastung |         |       |
| ○ weiß                                      | 1007226 | 34.50 |

1003010 223





## SENDER 12 EL, rund



200mA  
Leistungsaufnahme: 6.4W  
Material: Aluminium

- Clipfedern
- Materialstärke Einbaufäche: 15 mm max.



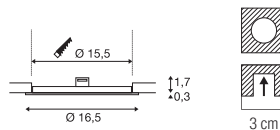
Down 420lm | 3000K  
470lm | 4000K

| Variante                       | Art.Nr.        | CHF          |
|--------------------------------|----------------|--------------|
| ○ weiß<br>420lm   3000K   6.4W | <b>1003008</b> | <b>33.00</b> |
| ○ weiß<br>470lm   4000K   6W   | <b>1004694</b> | <b>38.40</b> |



| Artikel  | Art.Nr.        | CHF          |
|--|----------------|--------------|
| LED Treiber 25W   150-700mA   DALI dimmbar<br>○ weiß               | <b>1007229</b> | <b>80.50</b> |
| LED Treiber 10W   200mA   dimmbar<br>inkl. Zugentlastung<br>○ weiß | <b>1007215</b> | <b>40.30</b> |

## SENDER 18 EL, rund



350mA  
Leistungsaufnahme: 10W  
Material: Aluminium

- Clipfedern
- Materialstärke Einbaufäche: 15 mm max.



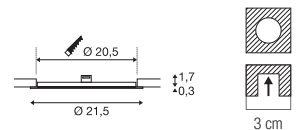
Down 880lm | 3000K  
990lm | 4000K

| Variante                      | Art.Nr.        | CHF          |
|-------------------------------|----------------|--------------|
| ○ weiß<br>880lm   3000K   10W | <b>1003009</b> | <b>41.60</b> |
| ○ weiß<br>990lm   4000K   12W | <b>1004695</b> | <b>45.90</b> |



| Artikel  | Art.Nr.        | CHF          |
|--|----------------|--------------|
| LED Treiber 20W   350mA   dimmbar<br>○ weiß          | <b>1007228</b> | <b>46.00</b> |
| LED Treiber 25W   150-700mA   DALI dimmbar<br>○ weiß | <b>1007229</b> | <b>80.50</b> |

## SENDER 24 EL, rund



500mA  
Leistungsaufnahme: 13W  
Material: Aluminium

- Clipfedern
- Materialstärke Einbaufäche: 15 mm max.



Down 1200lm | 3000K  
1300lm | 4000K

| Variante                 | Art.Nr.        | CHF          |
|--------------------------|----------------|--------------|
| ○ weiß<br>1200lm   3000K | <b>1003010</b> | <b>55.00</b> |
| ○ weiß<br>1300lm   4000K | <b>1004696</b> | <b>55.00</b> |



| Artikel   | Art.Nr.        | CHF          |
|---|----------------|--------------|
| LED Treiber 20W   350mA/500mA   PHASE<br>○ weiß       | <b>1007227</b> | <b>46.00</b> |
| LED Treiber 25W   150-700mA   DALI dimmbar<br>○ weiß  | <b>1007229</b> | <b>80.50</b> |
| LED Treiber 21W   500mA inkl. Zugentlastung<br>○ weiß | <b>1007226</b> | <b>34.50</b> |

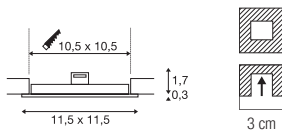
1003011 225







### SENER 12 EL, quadratisch



200mA  
Leistungsaufnahme: 6.4W  
Material: Aluminium

- Clipfedern
- Materialstärke Einbaufäche: 15 mm max.



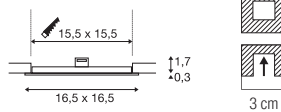
Down 440lm | 3000K | 4000K

| Variante        | Art.Nr.        | CHF          |
|-----------------|----------------|--------------|
| ○ weiß<br>3000K | <b>1003011</b> | <b>33.00</b> |
| ○ weiß<br>4000K | <b>1004697</b> | <b>38.40</b> |



| Artikel                                    | Art.Nr.        | CHF          |
|--|----------------|--------------|
| LED Treiber 25W   150-700mA   DALI dimmbar |                |              |
| ○ weiß                                     | <b>1007229</b> | <b>80.50</b> |
| LED Treiber 10W   200mA   dimmbar          |                |              |
| inkl. Zugentlastung                        |                |              |
| ○ weiß                                     | <b>1007215</b> | <b>40.30</b> |

### SENER 18 EL, quadratisch



350mA  
Leistungsaufnahme: 10W  
Material: Aluminium

- Clipfedern
- Materialstärke Einbaufäche: 15 mm max.



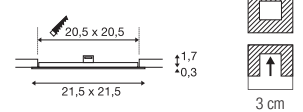
Down 880lm | 900lm | 4000K | 3000K

| Variante                      | Art.Nr.        | CHF          |
|-------------------------------|----------------|--------------|
| ○ weiß<br>900lm   3000K   10W | <b>1003012</b> | <b>41.60</b> |
| ○ weiß<br>880lm   4000K   12W | <b>1004698</b> | <b>45.90</b> |



| Artikel                                    | Art.Nr.        | CHF          |
|--|----------------|--------------|
| LED Treiber 20W   350mA   dimmbar          |                |              |
| ○ weiß                                     | <b>1007228</b> | <b>46.00</b> |
| LED Treiber 25W   150-700mA   DALI dimmbar |                |              |
| ○ weiß                                     | <b>1007229</b> | <b>80.50</b> |

### SENER 24 EL, quadratisch



500mA  
Leistungsaufnahme: 13W  
Material: Aluminium

- Clipfedern
- Materialstärke Einbaufäche: 15 mm max.



Down 1100lm | 1240lm | 3000K | 4000K

| Variante                 | Art.Nr.        | CHF          |
|--------------------------|----------------|--------------|
| ○ weiß<br>1100lm   3000K | <b>1003013</b> | <b>55.00</b> |
| ○ weiß<br>1240lm   4000K | <b>1004699</b> | <b>55.00</b> |



| Artikel                                     | Art.Nr.        | CHF          |
|---|----------------|--------------|
| LED Treiber 20W   350mA/500mA   PHASE       |                |              |
| ○ weiß                                      | <b>1007227</b> | <b>46.00</b> |
| LED Treiber 25W   150-700mA   DALI dimmbar  |                |              |
| ○ weiß                                      | <b>1007229</b> | <b>80.50</b> |
| LED Treiber 21W   500mA inkl. Zugentlastung |                |              |
| ○ weiß                                      | <b>1007226</b> | <b>34.50</b> |


112682 227



112222 227

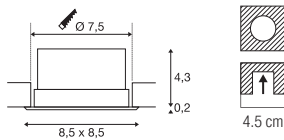


112225 227





VERLUX  
EL, quadratisch, PHASE



220-240V ~50/60Hz | 500mA  
Systemleistung: 11W  
Material: Aluminium / Kunststoff

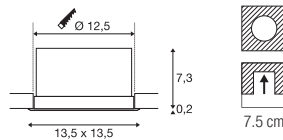
- Clipfedern
- Materialstärke Einbaufäche: 20 mm max.



Down 940lm | 3000K

| Variante | Art.Nr. | CHF    |
|----------|---------|--------|
| ○ weiß   | 112682  | 109.00 |

VERLUX  
EL, quadratisch, PHASE



220-240V ~50/60Hz | 500mA  
Systemleistung: 22W  
Material: Aluminium / Kunststoff

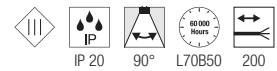
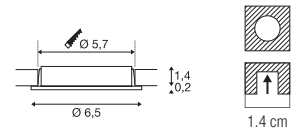
- Clipfedern
- Materialstärke Einbaufäche: 25 mm max.



Down 1800lm | 3000K

| Variante | Art.Nr. | CHF    |
|----------|---------|--------|
| ○ weiß   | 112692  | 149.00 |

DL 126  
EL



12V DC  
Leistungsaufnahme: 2.8W  
Material: Aluminium / Kunststoff

- Clipfedern




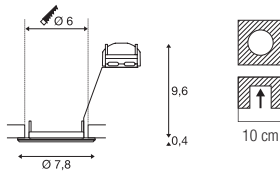
Down 170lm | 3000K

| Variante | Art.Nr. | CHF   |
|----------|---------|-------|
| ○ weiß   | 112221  | 41.60 |
| ● chrom  | 112222  | 48.00 |
| ● grau   | 112225  | 41.60 |



| Artikel                                       | Art.Nr. | CHF   |
|---|---------|-------|
| LED Netzteil 12/20W   24V inkl. Zugentlastung |         |       |
| ○ weiß  | 1005381 | 49.10 |
| LED Netzteil 15W   12V                        |         |       |
| ○ weiß  | 1005444 | 35.00 |

PIKA  
DL, rund, QPAR51, starr



220-240V ~50/60Hz  
Material: Aluminium

- Clipfedern
- Materialstärke Einbaufäche: 13 mm max.



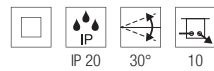
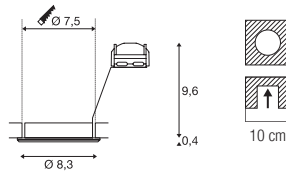
Socket: 1xGU10

| Variante  | Art.Nr. | CHF   |
|-----------|---------|-------|
| ○ weiß    | 1000714 | 17.00 |
| ● messing | 1000716 | 21.30 |
| ● chrom   | 1000715 | 21.30 |
| ● grau    | 1000717 | 17.00 |



Art. Nr.: 1005077 | 10.60 CHF

PIKA  
DL, rund, QPAR51, schwenkbar



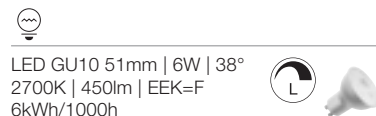
220-240V ~50/60Hz  
Material: Aluminium

- Clipfedern
- Materialstärke Einbaufäche: 15 mm max.





Socket: 1xGU10

| Variante  | Art.Nr. | CHF   |
|-----------|---------|-------|
| ○ weiß    | 1000718 | 21.30 |
| ● messing | 1000720 | 24.50 |
| ● chrom   | 1000719 | 24.50 |
| ● grau    | 1000721 | 21.30 |

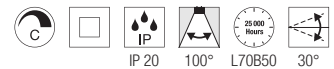
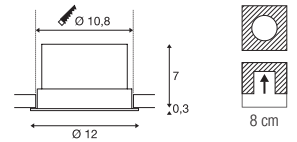


Art. Nr.: 1005075 | 10.60 CHF





# OCULUS CL, Move, PHASE



220-240V ~50/60Hz | 250mA  
 Systemleistung: 11W  
 Material: Aluminium / Glas

- Clipfedern
- Zusätzliche gefrostete Linse inklusive
- Materialstärke Einbaufäche: 20 mm max.



Down 36lm | 2000K - 780lm | 3000K

| Variante  | Art.Nr. | CHF    |
|-----------|---------|--------|
| ● schwarz | 1004668 | 259.00 |
| ○ weiß    | 1004669 | 259.00 |

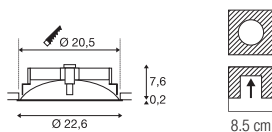
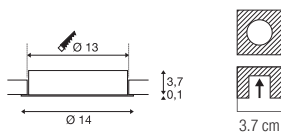


1004669 229

OCCULDAS 14  
EL, indirekt, PHASE

OCCULDAS 23  
EL, indirekt, PHASE

117311 230



220-240V ~50/60Hz | 350mA  
Systemleistung: 15W  
Material: Aluminium / Stahl

220-240V ~50/60Hz | 700mA  
Systemleistung: 23W  
Material: Aluminium / Stahl

- Clipfedern
- Materialstärke Einbaufäche: 20 mm max.

- Clipfedern
- Materialstärke Einbaufäche: 30 mm max.



Down 810lm | 3000K

Down 1500lm | 3000K

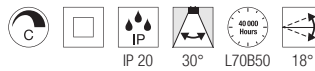
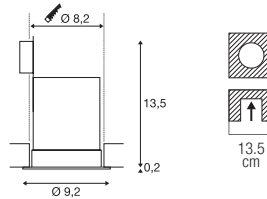
| Variante | Art.Nr. | CHF    |
|----------|---------|--------|
| ○ weiß   | 117331  | 202.00 |

| Variante | Art.Nr. | CHF    |
|----------|---------|--------|
| ○ weiß   | 117311  | 359.00 |





**CONTONE®**  
DL, rund, verstellbar, PHASE



220-240V ~50/60Hz | 350mA  
Systemleistung: 15W  
Material: Aluminium

- Clipfedern
- Materialstärke Einbaufäche: 25 mm max.

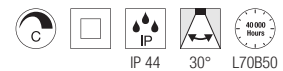
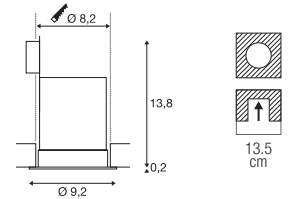


Down 1000lm | 2000-3000K

| Variante | Art.Nr. | CHF    |
|----------|---------|--------|
| ○ weiß   | 161271  | 149.00 |



**CONTONE®**  
DL, rund, starr, PHASE



220-240V ~50/60Hz | 350mA  
Systemleistung: 15W  
Material: Aluminium

- Clipfedern
- Materialstärke Einbaufäche: 25 mm max.



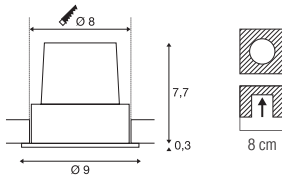
Down 1000lm | 2000-3000K

| Variante | Art.Nr. | CHF    |
|----------|---------|--------|
| ○ weiß   | 161291  | 149.00 |



161271 231

H-LIGHT  
DL, rund, PHASE



220-240V ~50/60Hz | 500mA  
Systemleistung: 11W  
Material: Aluminium

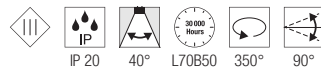
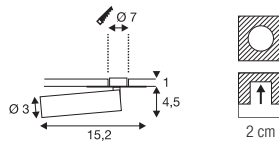
- Clipfedern
- Materialstärke Einbaufäche: 30 mm max.



Down 265lm | 2700K

| Variante  | Art.Nr. | CHF    |
|-----------|---------|--------|
| ● schwarz | 114480  | 109.00 |
| ○ weiß    | 114481  | 109.00 |

KARPO 30  
EL



500mA  
Systemleistung: 7.5W  
Material: Aluminium / Stahl

- Materialstärke Einbaufäche: 12 mm max. / Beim Anschluss mehrer Leuchten ist auf Reihenschaltung zu achten!
- Clipfedern
- AMP Stecker inkl.
- Materialstärke Einbaufäche: 12 mm max.



Down 450lm | 470lm | 3000K

| Variante  | Art.Nr. | CHF    |
|-----------|---------|--------|
| ● schwarz |         |        |
| 450lm     | 152380  | 149.00 |
| ○ weiß    |         |        |
| 470lm     | 152381  | 149.00 |



| Artikel                                     | Art.Nr. | CHF   |
|---|---------|-------|
| LED Treiber 20W   350mA/500mA   PHASE       |         |       |
| ○ weiß                                      | 1007227 | 46.00 |
| LED Treiber 25W   150-700mA   DALI dimmbar  |         |       |
| ○ weiß                                      | 1007229 | 80.50 |
| LED Treiber 21W   500mA inkl. Zugentlastung |         |       |
| ○ weiß                                      | 1007226 | 34.50 |







148071


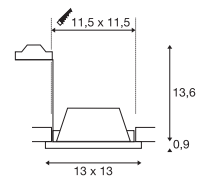
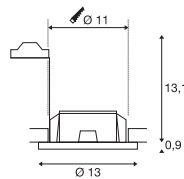
233

## PLASTRA

RL, rund, QPAR51

## PLASTRA

RL, quadratisch, QPAR51



IP 20

220-240V ~50/60Hz  
Material: Gips / Stahl

- Clipfedern
- Materialstärke Einbaufäche: 25 mm max.



IP 20

220-240V ~50/60Hz  
Material: Gips / Stahl

- Clipfedern
- Materialstärke Einbaufäche: 30 mm max.



Sockel: 1xGU10

| Variante | Art.Nr. | CHF   |
|----------|---------|-------|
| ○ weiß   | 148070  | 55.00 |



LED GU10 51mm | 6W | 36°  
2200-2700K | 360lm | EEK=G  
6kWh/1000h



Art. Nr.: 1005273 | 12.90 CHF



Sockel: 1xGU10

| Variante | Art.Nr. | CHF   |
|----------|---------|-------|
| ○ weiß   | 148071  | 55.00 |



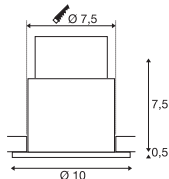

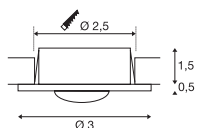
LED GU10 51mm | 6W | 38°  
2700K | 450lm | EEK=F  
6kWh/1000h



Art. Nr.: 1005076 | 10.60 CHF

DEKLED  
EL

VARU  
EL, QPAR51



350mA  
Systemleistung: 1W  
Material: Aluminium / Polycarbonat (PC)

- Clipfedern




Down 60lm | 3000K

| Variante | Art.Nr. | CHF   |
|----------|---------|-------|
| ● grau   | 112242  | 35.20 |



| Artikel                        | Art.Nr. | CHF   |
|--------------------------------|---------|-------|
| LED Treiber 350mA / 6W dimmbar |         |       |
| ○ weiß                         | 1002791 | 35.20 |



220-240V ~50/60Hz  
Material: Aluminium / Glas

- Clipfedern
- Materialstärke Einbaufäche: 15 mm max.



Socket: 1xGU10 max. Ø: 5.1 cm

| Variante  | Art.Nr. | CHF   |
|-----------|---------|-------|
| ● schwarz | 1001930 | 49.10 |
| ○ weiß    | 1001931 | 49.10 |



LED GU10 51mm | 6W | 38°  
2700K | 450lm | EEK=F  
6kWh/1000h



Art. Nr.: 1005077 | 10.60 CHF

1001931 234



1001931 234

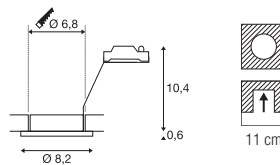





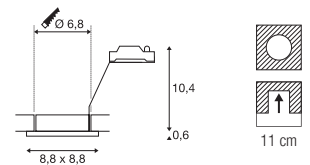
1001165 235



**DOLIX OUT**  
EL, rund, QPAR51



**DOLIX OUT**  
EL, quadratisch, QPAR51



220-240V ~50/60Hz  
Material: Aluminium / Glas

- Clipfedern
- Materialstärke Einbaufäche: 20 mm max.



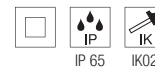
Socket: 1xGU10

| Variante | Art.Nr. | CHF   |
|----------|---------|-------|
| ○ weiß   | 1001165 | 48.00 |
| ● silber | 1001168 | 49.10 |
| ● chrom  | 1001166 | 49.10 |
| ● grau   | 1001167 | 48.00 |



LED GU10 51mm | 6W | 36°  
2200-2700K | 360lm | EEK=G

Art. Nr.: 1005273 | 12.90 CHF



220-240V ~50/60Hz  
Material: Aluminium / Glas

- Clipfedern
- Materialstärke Einbaufäche: 20 mm max.



Socket: 1xGU10

| Variante | Art.Nr. | CHF   |
|----------|---------|-------|
| ○ weiß   | 1001169 | 48.00 |
| ● silber | 1001172 | 49.10 |
| ● grau   | 1001171 | 48.00 |



LED GU10 51mm | 6W | 36°  
2200-2700K | 360lm | EEK=G

Art. Nr.: 1005273 | 12.90 CHF

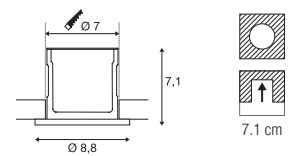


1001166 235

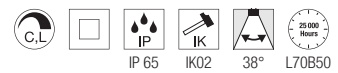
1001015 236



## KAMUELA ECO EL, rund, PHASE



1001017 237



220-240V ~50Hz  
Systemleistung: 6W  
Material: Aluminium / Kunststoff

- Clipfedern
- Materialstärke Einbaulfläche: 40 mm max.
- Feuerbeständig für mind. 90 Minuten nach BS 476-21



CRI 84

Down

500lm | 3000K

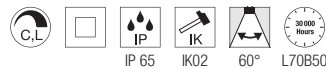
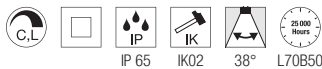
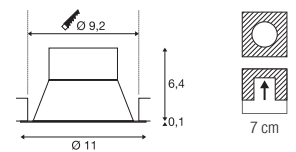
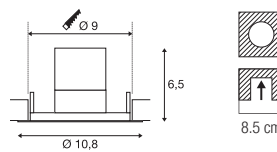
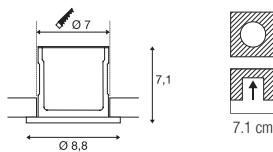
| Variante  | Art.Nr. | CHF   |
|-----------|---------|-------|
| ● schwarz | 1001015 | 45.90 |
| ○ weiß    | 1001016 | 45.90 |



## KAMUELA ECO EL, rund, PHASE

## KINI EL, PHASE

## AKALO D83 EL



220-240V ~50Hz  
Systemleistung: 6W  
Material: Aluminium / Kunststoff

- Clipfedern
- Materialstärke Einbaufäche: 40 mm max.
- Feuerbeständig für mind. 90 Minuten nach BS 476-21

220-240V ~50/60Hz | 260mA  
Systemleistung: 12W  
Material: Aluminium / Polycarbonat (PC)

- Clipfedern
- Materialstärke Einbaufäche: 20 mm max.

220-240V ~50/60Hz | 120mA  
Systemleistung: 9W  
Material: Aluminium / Polycarbonat (PC)

- Clipfedern
- Materialstärke Einbaufäche: 20 mm max.



Down 530lm | 4000K



Down 850lm | 3000K



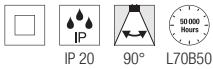
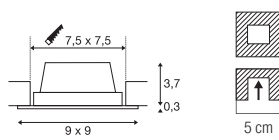
800lm | 3000K | 880lm | 4000K | 850lm | 5700K

| Variante  | Art.Nr. | CHF   |
|-----------|---------|-------|
| ● schwarz | 1001017 | 45.90 |
| ○ weiß    | 1001018 | 45.90 |

| Variante | Art.Nr. | CHF    |
|----------|---------|--------|
| ○ weiß   | 1000833 | 152.00 |

| Variante | Art.Nr. | CHF   |
|----------|---------|-------|
| ○ weiß   | 1001264 | 49.10 |

## FRAME BASIC SET RL



220-240V ~50/60Hz | 350mA  
Systemleistung: 8.3W  
Material: Aluminium / Acryl

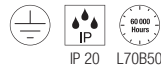
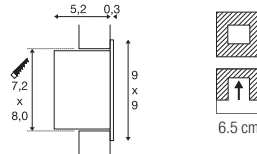
- Clipfedern
- Materialstärke Einbaufäche: 20 mm max.



Down 600lm | 3000K

| Variante  | Art.Nr. | CHF   |
|-----------|---------|-------|
| ● schwarz | 112720  | 70.00 |
| ○ weiß    | 112721  | 70.00 |

## FRAME BASIC RL, HV



100-240V ~50/60Hz | 350mA  
Systemleistung: 3W  
Material: Aluminium

- Materialstärke Einbaufäche: 30 mm max.



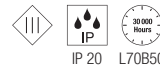
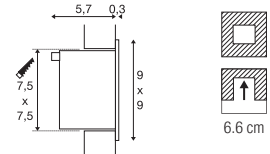
Down 170lm | 2700K

| Variante | Art.Nr. | CHF   |
|----------|---------|-------|
| ○ weiß   | 1000576 | 88.00 |
| ● grau   | 1000577 | 88.00 |



| Artikel         | Art.Nr. | CHF   |
|-----------------|---------|-------|
| Einbaudose      |         |       |
| ● schwarz       | 112781  | 13.80 |
| Unterputzrahmen |         |       |
| ● gold          | 112780  | 7.40  |

## FRAME BASIC



350mA  
Systemleistung: 1W  
Material: Aluminium / Glas

- Beim Anschluss mehrer Leuchten ist auf Reihenschaltung zu achten!
- AMP Stecker inkl.
- Materialstärke Einbaufäche: 30 mm max.



Down 40lm | 3000K


| Variante | Art.Nr. | CHF   |
|----------|---------|-------|
| ○ weiß   | 113262  | 48.00 |
| ● grau   | 111262  | 48.00 |



| Artikel                                 | Art.Nr. | CHF   |
|---|---------|-------|
| Einbaudose                              |         |       |
| ● schwarz                               | 112781  | 13.80 |
| Kabelverlängerung 1m                    |         |       |
| ○ weiß                                  | 111861  | 10.60 |
| LED Treiber 3W   350mA inkl. AMP Buchse |         |       |
| ○ weiß                                  | 1007270 | 22.80 |
| Steckerleiste 3 Ausgänge                |         |       |
| ● schwarz                               | 111850  | 17.00 |
| Unterputzrahmen                         |         |       |
| ● gold                                  | 112780  | 7.40  |

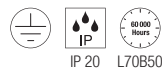
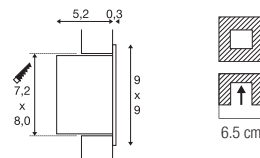


1000575 239



1000577 238

## FRAME CURVE EL



100-240V ~50/60Hz | 350mA  
Systemleistung: 3W  
Material: Aluminium

- Clipfedern
- Materialstärke Einbaufäche: 30 mm max.



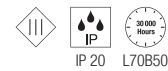
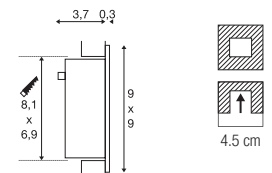
Down 140lm | 2700K

| Variante | Art.Nr. | CHF   |
|----------|---------|-------|
| ○ weiß   | 1000574 | 96.00 |
| ● grau   | 1000575 | 96.00 |



| Artikel         | Art.Nr. | CHF   |
|-----------------|---------|-------|
| Einbaudose      |         |       |
| ● schwarz       | 112781  | 13.80 |
| Unterputzrahmen |         |       |
| ● gold          | 112780  | 7.40  |

## FRAME CURVE EL



350mA  
Systemleistung: 1W  
Material: Aluminium

- Beim Anschluss mehrerer Leuchten ist auf Reihenschaltung zu achten!
- Clipfedern
- AMP Stecker inkl.
- Materialstärke Einbaufäche: 25 mm max.



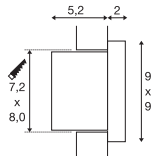
Down 60lm | 3000K

| Variante | Art.Nr. | CHF   |
|----------|---------|-------|
| ○ weiß   | 113292  | 64.00 |
| ● grau   | 111292  | 64.00 |



| Artikel                                 | Art.Nr. | CHF   |
|---|---------|-------|
| Einbaudose                              |         |       |
| ● schwarz                               | 112781  | 13.80 |
| Kabelverlängerung 1m                    |         |       |
| ○ weiß                                  | 111861  | 10.60 |
| LED Treiber 3W   350mA inkl. AMP Buchse |         |       |
| ○ weiß                                  | 1007270 | 22.80 |
| Steckerleiste 3 Ausgänge                |         |       |
| ● schwarz                               | 111850  | 17.00 |
| Unterputzrahmen                         |         |       |
| ● gold                                  | 112780  | 7.40  |

# QUAD FRAME 9 WL



L70B50

100-240V ~50/60Hz | 350mA  
Systemleistung: 3W  
Material: Aluminium

- Materialstärke Einbaufäche: 30 mm max.



Down 75lm | 3000K

| Variante                   | Art.Nr. | CHF    |
|----------------------------|---------|--------|
| <input type="radio"/> weiß | 1003466 | 115.00 |



| Artikel                                  | Art.Nr. | CHF   |
|--|---------|-------|
| Einbaudose                               |         |       |
| <input checked="" type="radio"/> schwarz | 112781  | 13.80 |
| Unterputzrahmen                          |         |       |
| <input checked="" type="radio"/> gold    | 112780  | 7.40  |

1003466 240

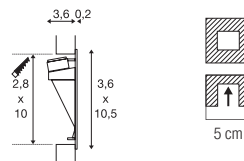




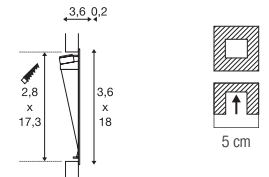


1002979 241


### NOTAPO S RL



### NOTAPO L RL



1002980 241



700mA  
Leistungsaufnahme: 2.2W  
Material: Aluminium

- Beim Anschluss mehrerer Leuchten ist auf Reihenschaltung zu achten!
- Blattfedern
- offenes Kabelende

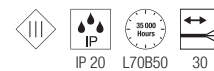


Down 6lm | 3000K

| Variante | Art.Nr. | CHF   |
|----------|---------|-------|
| ○ weiß   | 1002979 | 70.00 |



| Artikel                                    | Art.Nr. | CHF   |
|--|---------|-------|
| LED Treiber 25W   150-700mA   DALI dimmbar |         |       |
| ○ weiß                                     | 1007229 | 80.50 |
| LED Treiber 3W   700mA inkl. Zugentlastung |         |       |
| ○ weiß                                     | 1007216 | 26.50 |
| NOTAPO   Einbaurahmen                      |         |       |
| ● schwarz                                  | 1002981 | 27.70 |



700mA  
Leistungsaufnahme: 2.2W  
Material: Aluminium

- Beim Anschluss mehrerer Leuchten ist auf Reihenschaltung zu achten!
- Blattfedern
- offenes Kabelende




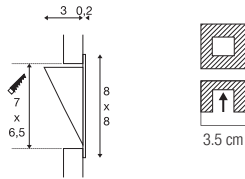
Down 6lm | 3000K

| Variante | Art.Nr. | CHF   |
|----------|---------|-------|
| ○ weiß   | 1002980 | 96.00 |



| Artikel   | Art.Nr. | CHF   |
|---|---------|-------|
| LED Treiber 10W   700mA   dimmbar inkl. Zugentlastung |         |       |
| ○ weiß  | 1007213 | 40.30 |
| LED Treiber 3W   700mA inkl. Zugentlastung            |         |       |
| ○ weiß  | 1007216 | 26.50 |
| NOTAPO   Einbaurahmen                                 |         |       |
| ● schwarz   | 1002981 | 27.70 |

DOWNUNDER PUR 80  
EL



350mA  
Systemleistung: 3.6W  
Material: Aluminium / Stahl

- Beim Anschluss mehrerer Leuchten ist auf Reihenschaltung zu achten!
- Blattfedern



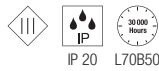
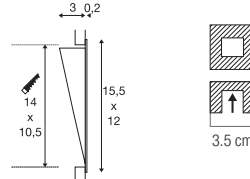
Down 180lm | 3000K

| Variante                   | Art.Nr. | CHF   |
|----------------------------|---------|-------|
| <input type="radio"/> weiß | 151950  | 79.00 |



| Artikel                                 | Art.Nr. | CHF   |
|---|---------|-------|
| Einbaurahmen                            |         |       |
| ● grau                                  | 151960  | 12.75 |
| Kabelverlängerung 1m                    |         |       |
| <input type="radio"/> weiß              | 111861  | 10.60 |
| LED Treiber 3W   350mA inkl. AMP Buchse |         |       |
| <input type="radio"/> weiß              | 1007270 | 22.80 |
| Steckerleiste 3 Ausgänge                |         |       |
| ● schwarz                               | 111850  | 17.00 |

DOWNUNDER PUR 150  
EL



500mA  
Systemleistung: 5.2W  
Material: Aluminium / Stahl

- Beim Anschluss mehrerer Leuchten ist auf Reihenschaltung zu achten!
- Blattfedern




Down 230lm | 3000K

| Variante                   | Art.Nr. | CHF    |
|----------------------------|---------|--------|
| <input type="radio"/> weiß | 151952  | 117.00 |




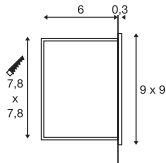
| Artikel                                     | Art.Nr. | CHF   |
|---|---------|-------|
| Einbaurahmen                                |         |       |
| ● grau                                      | 151962  | 17.00 |
| LED Treiber 20W   350mA/500mA   PHASE       |         |       |
| <input type="radio"/> weiß                  | 1007227 | 46.00 |
| LED Treiber 25W   150-700mA   DALI dimmbar  |         |       |
| <input type="radio"/> weiß                  | 1007229 | 80.50 |
| LED Treiber 21W   500mA inkl. Zugentlastung |         |       |
| <input type="radio"/> weiß                  | 1007226 | 34.50 |



151952 242



## MOBALA EL



100-240V ~50/60Hz  
Systemleistung: 1.3W  
Material: Aluminium

- Zur Montage wird der Einbaurahmen (1002984) oder die Einbaudose (1002983) benötigt.
- Blattfedern



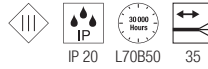
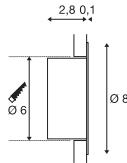
Down 14lm | 3000K

| Variante | Art.Nr. | CHF   |
|----------|---------|-------|
| ○ weiß   | 1002982 | 85.00 |



| Artikel                | Art.Nr. | CHF   |
|------------------------|---------|-------|
| LED Treiber 3W   350mA |         |       |
| ○ weiß                 | 1005248 | 21.00 |

## WORO EL



350mA  
Systemleistung: 1.2W  
Material: Stahl

- Beim Anschluss mehrerer Leuchten ist auf Reihenschaltung zu achten!
- Der Artikel ist für die Installation in Hohlwand- und Unterputzdosen für Schalter/Steckdosen geeignet.
- Clipfedern
- offenes Kabelende




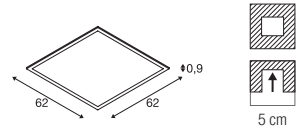
Down 50lm | 3000K

| Variante | Art.Nr. | CHF   |
|----------|---------|-------|
| ○ weiß   | 1002922 | 78.00 |



| Artikel                               | Art.Nr. | CHF   |
|---------------------------------------|---------|-------|
| LED Treiber 20W   350mA/500mA   PHASE |         |       |
| ○ weiß                                | 1007227 | 46.00 |

## LED PANEL 620x620mm



1050mA  
Leistungsaufnahme: 35W  
Material: Aluminium / Polystrol (PS)

- offenes Kabelende



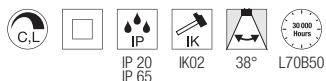
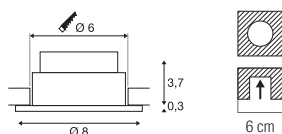
Down 4000lm | 3000K  
4000K

| Variante | Art.Nr. | CHF    |
|----------|---------|--------|
| ○ weiß   |         |        |
| 3000K    | 1003073 | 239.00 |
| ○ weiß   |         |        |
| 4000K    | 1003074 | 239.00 |



| Artikel  | Art.Nr. | CHF    |
|--|---------|--------|
| Abhängeset 1,5m  |         |        |
| ● chrom  | 158799  | 28.00  |
| LED Treiber 40W   1050mA DALI dimmbar mit RF-Schnittstelle |         |        |
| ○ weiß   | 1006197 | 125.00 |
| LED Treiber 40W   1050mA dimmbar inkl. Zugentlastung       |         |        |
| ○ weiß   | 464804  | 70.00  |
| RF Modul for Dali Treiber                                  |         |        |
| ○ weiß   | 1006454 | 148.40 |
| RF-Modul für Dali Treiber                                  |         |        |
| ○ weiß   | 1006199 | 43.70  |

PATTA-I  
EL, rund, PHASE



220-240V ~50/60Hz | 350mA  
Systemleistung: 7.3W  
Material: Aluminium / Glas

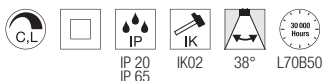
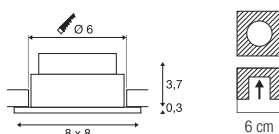
- Clipfedern. Blattfedern liegen dem Produkt bei
- Materialstärke Einbaufäche: 20 mm max.



Down 440lm | 1800-3000K

| Variante    | Art.Nr. | CHF    |
|-------------|---------|--------|
| ● schwarz   | 1002098 | 117.00 |
| ○ weiß      | 1002099 | 117.00 |
| ● aluminium | 1002100 | 117.00 |

PATTA-I  
DL, eckig, PHASE



220-240V ~50/60Hz | 350mA  
Systemleistung: 7.3W  
Material: Aluminium / Glas

- Clipfedern. Blattfedern liegen dem Produkt bei
- Materialstärke Einbaufäche: 20 mm max.



Down 440lm | 1800-3000K

| Variante  | Art.Nr. | CHF    |
|-----------|---------|--------|
| ● schwarz | 1002101 | 117.00 |
| ○ weiß    | 1002102 | 117.00 |

1002099 244



1002101 244

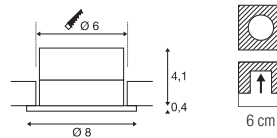




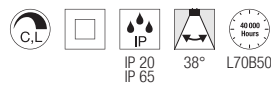
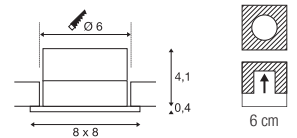
1002098 244



PATTA-I  
EL, rund, PHASE

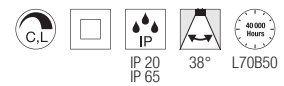


PATTA-I  
EL, quadratisch, PHASE



220-240V ~50/60Hz | 500mA  
Systemleistung: 11W  
Material: Aluminium / Glas

- Clipfedern
- Materialstärke Einbaufäche: 25 mm max.



220-240V ~50/60Hz | 500mA  
Systemleistung: 11W  
Material: Aluminium / Glas

- Clipfedern
- Materialstärke Einbaufäche: 25 mm max.

114431 245



Down 910lm | 3000K

| Variante    | Art.Nr. | CHF    |
|-------------|---------|--------|
| ● schwarz   | 114420  | 128.00 |
| ○ weiß      | 114421  | 128.00 |
| ● aluminium | 114426  | 138.00 |

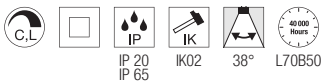
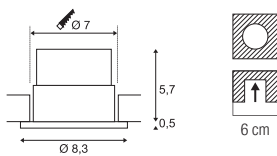


Down 910lm | 3000K

| Variante    | Art.Nr. | CHF    |
|-------------|---------|--------|
| ● schwarz   | 114430  | 128.00 |
| ○ weiß      | 114431  | 128.00 |
| ● aluminium | 114436  | 138.00 |

114451 247

PATTA-F  
EL, rund, PHASE



220-240V ~50/60Hz | 500mA  
Systemleistung: 11W  
Material: Aluminium / Glas

- Clipfedern
- Materialstärke Einbaufäche: 20 mm max.



Down 745lm | 3000K  
860lm

| Variante           | Art.Nr. | CHF    |
|--------------------|---------|--------|
| ● schwarz<br>745lm | 114440  | 128.00 |
| ○ weiß<br>860lm    | 114441  | 128.00 |

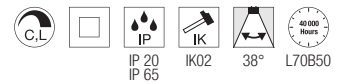
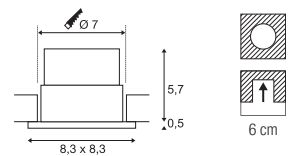




114450 247

## PATTA-F

EL, quadratisch, PHASE



220-240V ~50/60Hz | 500mA  
 Systemleistung: 11W  
 Material: Aluminium / Glas

- Clipfedern
- Materialstärke Einbaufäche: 20 mm max.



Down 745lm | 3000K  
 860lm

| Variante  | Art.Nr.       | CHF           |
|-----------|---------------|---------------|
| ● schwarz |               |               |
| 745lm     | <b>114450</b> | <b>128.00</b> |
| ○ weiß    |               |               |
| 860lm     | <b>114451</b> | <b>128.00</b> |








**NUMINOS®**  
finden Sie auf den  
Familienseiten  
102–105

LED



**MEDO®**  
finden Sie auf den  
Familienseiten  
164–165

LED



**SCKET**  
VARYT | 251



**LED**  
Q-LINE® | 253



**LED**  
Q-LINE® | 253



**SCKET**  
TRILEDO | 255



**SCKET**  
TRILEDO | 255



**SCKET**  
TRILEDO | 255



**LED**  
TRILEDO | 257



**LED**  
TRILEDO | 257



**LED**  
TRILEDO | 257



**LED**  
OCULUS | 258



**SCKET**  
ENOLA B | 259



**LED**  
ENOLA C | 259



**SCKET**  
ASTINA | 261



**SCKET**  
NAGY 75 | 261



**LED**  
ANELA | 261



**LED**  
OCCULDAS 13 | 262



**LED**  
OCCULDAS 23 | 262



**SCKET**  
ALTRA DICE | 263



**SCKET**  
ALTRA DICE | 263



**SCKET**  
KARDAMOD | 265



**SCKET**  
KARDAMOD | 265



**SCKET**  
FENDA | 266



FENDA | 267



FENDA | 267



FENDA | 267



**SCKET**  
TENORA | 268



**SCKET**  
SOPRANA | 269



**SCKET**  
PLASTRA | 270



**LED**  
PLASTRA | 271



**SCKET**  
PLASTRA 105 | 271



**SCKET**  
PLASTRA 104 | 271



**LED**  
FERA 25 | 272



**LED**  
FERA 25 | 272



**LED**  
MARONA | 273



**LED**  
PANEL 60 | 274



**LED**  
PANEL | 275



**LED**  
PANEL 60 | 275



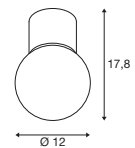
**LED**  
PANEL | 275

1007605 251





## VARYT CL, E14



220-240V ~50/60Hz  
Material: Aluminium



Socket: 1xE14      max. Ø: 3.8 cm      L: 11 cm

| Variante  | Art.Nr. | CHF    |
|-----------|---------|--------|
| ● schwarz | 1007607 | 182.90 |
| ○ weiß    | 1007606 | 182.90 |
| ● chrom   | 1007604 | 207.00 |
| ● messing | 1007605 | 217.40 |



C35 | 4.2W | 320°  
2700K | 350lm | EEK=G  
5kWh/1000h



Art. Nr.: 1005285 | 12.90 CHF

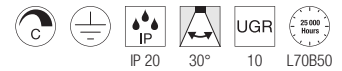
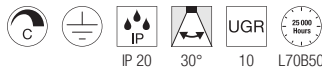
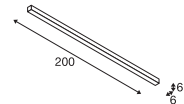
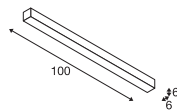
1000692 253





Q-LINE®  
CL, 1m, BAP, PHASE

Q-LINE®  
CL, 2m, BAP, PHASE



220-240V ~50/60Hz | 900mA  
Systemleistung: 46W  
Material: Aluminium / Kunststoff

220-240V ~50/60Hz | 900mA  
Systemleistung: 93W  
Material: Aluminium / Kunststoff



Down 2100lm | 3000K  
2300lm | 4000K

Down 4200lm | 3000K  
4600lm | 4000K

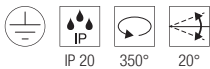
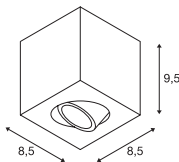
| Variante                    | Art.Nr. | CHF    |
|-----------------------------|---------|--------|
| ● schwarz<br>2100lm   3000K | 1000686 | 549.00 |
| ○ weiß<br>2100lm   3000K    | 1000685 | 549.00 |
| ● schwarz<br>2300lm   4000K | 1000689 | 549.00 |
| ○ weiß<br>2300lm   4000K    | 1000688 | 549.00 |

| Variante                    | Art.Nr. | CHF    |
|-----------------------------|---------|--------|
| ● schwarz<br>4200lm   3000K | 1000692 | 829.00 |
| ○ weiß<br>4200lm   3000K    | 1000691 | 829.00 |
| ● schwarz<br>4600lm   4000K | 1000695 | 829.00 |
| ○ weiß<br>4600lm   4000K    | 1000694 | 829.00 |





**TRILEDO**  
CL, single, quadratisch, QPAR51



220-240V ~50/60Hz  
Material: Aluminium



Socket: 1xGU10 max. Ø: 5.1 cm | L: 5.5 cm

| Variante    | Art.Nr. | CHF    |
|-------------|---------|--------|
| ● schwarz   | 1002013 | 117.00 |
| ○ weiß      | 1002015 | 117.00 |
| ● aluminium | 1002004 | 117.00 |

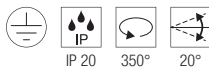
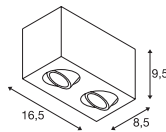


LED GU10 51mm | 6W | 38°  
2700K | 450lm | EEK=F  
6kWh/1000h



Art. Nr.: 1005075 | 10.60 CHF

**TRILEDO**  
CL, double, quadratisch, QPAR51



220-240V ~50/60Hz  
Material: Aluminium



Socket: 2xGU10 max. Ø: 5.1 cm | L: 5.5 cm

| Variante  | Art.Nr. | CHF    |
|-----------|---------|--------|
| ● schwarz | 1002005 | 160.00 |
| ○ weiß    | 1002006 | 160.00 |

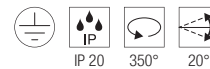
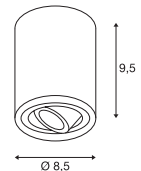


LED GU10 51mm | 6W | 38°  
2700K | 450lm | EEK=F  
6kWh/1000h



Art. Nr.: 1005077 | 10.60 CHF

**TRILEDO**  
CL, single, rund, QPAR51



220-240V ~50/60Hz  
Material: Aluminium



Socket: 1xGU10 max. Ø: 5.1 cm | L: 5.5 cm

| Variante    | Art.Nr. | CHF    |
|-------------|---------|--------|
| ● schwarz   | 1002010 | 117.00 |
| ○ weiß      | 1002011 | 117.00 |
| ● aluminium | 1002012 | 117.00 |



LED GU10 51mm | 6W | 38°  
2700K | 450lm | EEK=F  
6kWh/1000h



Art. Nr.: 1005075 | 10.60 CHF

113940 257



113931 257



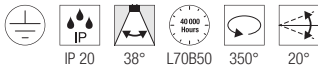
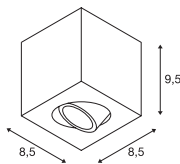
1002003 257







TRILEDO  
CL, single, quadratisch



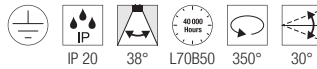
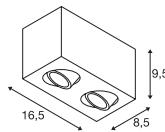
220-240V ~50/60Hz | 350mA  
Systemleistung: 7.6W  
Material: Aluminium / Aluminium



Down 640lm | 3000K

| Variante  | Art.Nr. | CHF    |
|-----------|---------|--------|
| ● schwarz | 113940  | 138.00 |
| ○ weiß    | 113941  | 138.00 |

TRILEDO  
CL, double, quadratisch



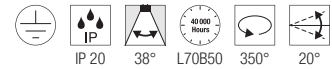
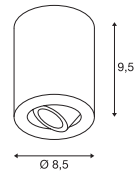
220-240V ~50/60Hz | 350mA  
Systemleistung: 14W  
Material: Aluminium



Down 1300lm | 3000K

| Variante  | Art.Nr. | CHF    |
|-----------|---------|--------|
| ● schwarz | 1002003 | 209.00 |
| ○ weiß    | 1002008 | 209.00 |

TRILEDO  
CL, single, rund



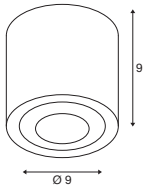
220-240V ~50/60Hz | 350mA  
Systemleistung: 7.6W  
Material: Aluminium / Aluminium



Down 640lm | 3000K

| Variante  | Art.Nr. | CHF    |
|-----------|---------|--------|
| ● schwarz | 113930  | 138.00 |
| ○ weiß    | 113931  | 138.00 |

# OCULUS CL, PHASE



220-240V ~50/60Hz | 250mA  
Systemleistung: 11W  
Material: Aluminium / Glas


- Zusätzliche gefrostete Linse inklusive



Down 36lm | 2000K - 780lm | 3000K

| Variante  | Art.Nr. | CHF    |
|-----------|---------|--------|
| ● schwarz | 1004666 | 269.00 |
| ○ weiß    | 1004667 | 269.00 |

1004667 258

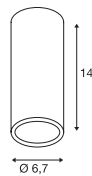


151811 259

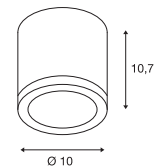




### ENOLA B CL, QPAR51



### ENOLA C CL



220-240V ~50/60Hz  
Material: Aluminium



Socket: 1xGU10 max. L: 8.5 cm

| Variante  | Art.Nr. | CHF   |
|-----------|---------|-------|
| ● schwarz | 151810  | 85.00 |
| ○ weiß    | 151811  | 85.00 |



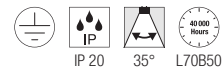
LED GU10 51mm | 6W | 36°  
2200-2700K | 360lm | EEK=G  
6kWh/1000h



Art. Nr.: 1005273 | 12.90 CHF



| Artikel   | Art.Nr. | CHF   |
|-----------|---------|-------|
| Zierring  |         |       |
| ● schwarz | 151840  | 12.75 |



220-240V ~50/60Hz | 500mA  
Systemleistung: 11W  
Material: Aluminium



Down 1020lm | 3000K

| Variante | Art.Nr. | CHF    |
|----------|---------|--------|
| ○ weiß   | 152101  | 279.00 |

1002936 261



1002965 261

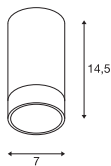


1000808 261





ASTINA  
CL, QPAR51



220-240V ~50/60Hz  
Material: Aluminium



Socket: 1xGU10

| Variante  | Art.Nr. | CHF    |
|-----------|---------|--------|
| ● schwarz | 1002936 | 117.00 |
| ○ weiß    | 1002934 | 117.00 |

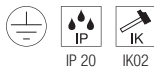
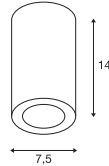


LED GU10 51mm | 6W | 38°  
2700K | 450lm | EEK=F  
6kWh/1000h



Art. Nr.: 1005075 | 10.60 CHF

NAGY 75  
CL, QPAR51



220-240V ~50/60Hz  
Material: Gips



Socket: 1xGU10

| Variante | Art.Nr. | CHF   |
|----------|---------|-------|
| ○ weiß   | 1002965 | 64.00 |

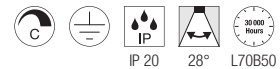
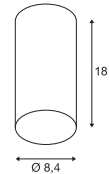


LED GU10 51mm | 6W | 36°  
2200-2700K | 360lm | EEK=G  
6kWh/1000h



Art. Nr.: 1005273 | 12.90 CHF

ANELA  
CL, PHASE



220-240V ~50/60Hz | 500mA  
Systemleistung: 10W  
Material: Aluminium



Down 220lm | 3000K | 750lm | 3000K

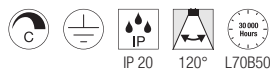

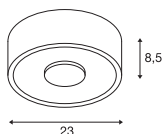
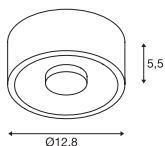
| Variante  | Art.Nr. | CHF    |
|-----------|---------|--------|
| ● schwarz | 1000807 | 209.00 |
| ○ weiß    | 1000808 | 209.00 |



| Artikel       | Art.Nr. | CHF   |
|---------------|---------|-------|
| Reflektor 28° |         |       |
| ● schwarz     | 1000811 | 24.50 |
| ○ weiß        | 1000812 | 24.50 |
| ● gold        | 1000809 | 24.50 |
| ● grau        | 1000810 | 24.50 |

OCCULDAS 13  
CL, indirekt, PHASE

OCCULDAS 23  
CL, indirekt, PHASE



220-240V ~50/60Hz | 350mA  
Systemleistung: 15W  
Material: Aluminium

220-240V ~50/60Hz | 700mA  
Systemleistung: 24W  
Material: Aluminium / Stahl



Down 810lm | 3000K



Down 1500lm | 3000K

| Variante | Art.Nr. | CHF    |
|----------|---------|--------|
| ○ weiß   | 117351  | 259.00 |

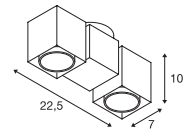
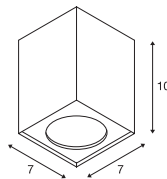
| Variante | Art.Nr. | CHF    |
|----------|---------|--------|
| ○ weiß   | 117321  | 399.00 |





ALTRA DICE  
CL, QPAR51

ALTRA DICE  
CW, double, QPAR51



1002215 263



IP 20

220-240V ~50/60Hz  
Material: Aluminium / Stahl



Socket: 1xGU10

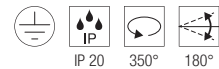
| Variante          | Art.Nr. | CHF   |
|-------------------|---------|-------|
| ● schwarz         | 1002216 | 85.00 |
| ○ weiß            | 151511  | 85.00 |
| ●● grau / schwarz | 151514  | 85.00 |



LED GU10 51mm | 6W | 38°  
2700K | 450lm | EEK=F  
6kWh/1000h



Art. Nr.: 1005077 | 10.60 CHF



IP 20 350° 180°

220-240V ~50/60Hz  
Material: Aluminium / Stahl



Socket: 2xGU10


| Variante  | Art.Nr. | CHF    |
|-----------|---------|--------|
| ● schwarz | 1002215 | 156.00 |
| ○ weiß    | 151531  | 156.00 |
| ● grau    | 151534  | 156.00 |



LED GU10 51mm | 6W | 36°  
2200-2700K | 360lm | EEK=G



Art. Nr.: 1005273 | 12.90 CHF



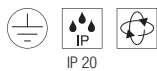
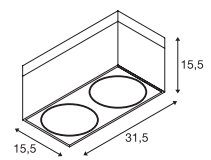
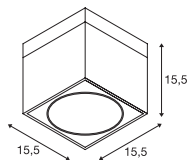




**KARDAMOD**  
CL, single, quadratisch, QPAR111

**KARDAMOD**  
CL, double, quadratisch, QPAR111

117110 265



IP 20

220-240V ~50/60Hz  
Material: Stahl



Socket: 1xGU10

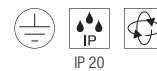
| Variante  | Art.Nr. | CHF    |
|-----------|---------|--------|
| ● schwarz | 117100  | 179.00 |
| ○ weiß    | 117101  | 179.00 |



QPAR111 | 12.5W | 30°  
2700K | 950lm | EEK=F  
13kWh/1000h



Art. Nr.: 1005276 | 62.00 CHF



IP 20

220-240V ~50/60Hz  
Material: Stahl



Socket: 2xGU10

| Variante  | Art.Nr. | CHF    |
|-----------|---------|--------|
| ● schwarz | 117110  | 299.00 |
| ○ weiß    | 117111  | 299.00 |

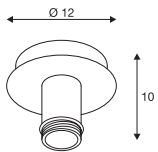


QPAR111 | 8W | 38°  
2700K | 680lm | EEK=F  
8kWh/1000h



Art. Nr.: 1005274 | 35.20 CHF

FENDA  
Deckenrosette, E27



220-240V ~50/60Hz  
Material: Stahl



Socket: 1xE27

| Variante  | Art.Nr. | CHF   |
|-----------|---------|-------|
| ● schwarz | 155550  | 59.00 |
| ○ weiß    | 155551  | 59.00 |




LED E27 | 7.5W | 320°  
2700K | 800lm | EEK=F  
8kWh/1000h



Art. Nr.: 1005268 | 13.80 CHF

155551 + 1004775 266 + 267





## FENDA 30 cm, rund



H: 20 cm  
Ø: 30 cm  
Material: Textil / Stahl

## FENDA Ø 45 cm, rund



H: 28 cm  
Ø: 45.5 cm  
Material: Textil / Stahl

## FENDA Ø 70 cm, rund



H: 36 cm  
Ø: 70 cm  
Material: Textil / Stahl

• Nicht für Fenda Bow geeignet.

| Variante            | Art.Nr. | CHF   |
|---------------------|---------|-------|
| ●● schwarz / kupfer | 155592  | 85.00 |
| ○ weiß              | 155582  | 64.00 |
| ● grau              | 1004774 | 64.00 |
| ● beige             | 155583  | 64.00 |

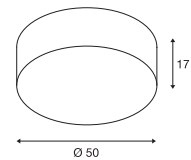
| Variante            | Art.Nr. | CHF    |
|---------------------|---------|--------|
| ●● schwarz / kupfer | 156122  | 117.00 |
| ○ weiß              | 156111  | 102.00 |
| ● grau              | 1004775 | 102.00 |
| ● beige             | 156113  | 102.00 |

| Variante            | Art.Nr. | CHF    |
|---------------------|---------|--------|
| ●● schwarz / kupfer | 1000580 | 156.00 |
| ○ weiß              | 1000579 | 138.00 |



156050 268

## TENORA CL, E27



220-240V ~50/60Hz  
Material: Stahl / Textil



Socket: 3xE27

max. L: 14.8 cm

| Variante  | Art.Nr. | CHF    |
|-----------|---------|--------|
| ● schwarz | 156050  | 229.00 |
| ○ weiß    | 156051  | 229.00 |



LED E27 | 13.2W | 220°  
2700K | 1300lm | EEK=F  
13kWh/1000h

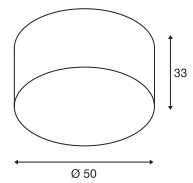


Art. Nr.: 1005302 | 17.00 CHF



## SOPRANA CL, E27

155373 269



220-240V ~50/60Hz  
Material: Stahl / Textil



Socket: 3xE27

| Variante | Art.Nr. | CHF    |
|----------|---------|--------|
| ● beige  | 155373  | 225.00 |



A60 | 7.5W | 320°  
2700K | 800lm | EEK=F  
8kWh/1000h

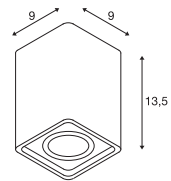


Art. Nr.: 1005303 | 12.90 CHF

148004 270



## PLASTRA CL, QPAR51



220-240V ~50/60Hz  
Material: Gips / Stahl

**SOCKET** **INSIDE** <35  
W

Socket: 1xGU10

| Variante | Art.Nr. | CHF   |
|----------|---------|-------|
| ○ weiß   | 148004  | 85.00 |



LED GU10 51mm | 6W | 38°  
2700K | 450lm | EEK=F  
6kWh/1000h



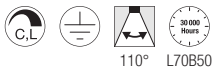
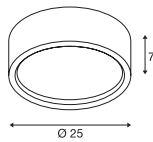
Art. Nr.: 1005077 | 10.60 CHF

148005 271





PLASTRA  
CL, PHASE



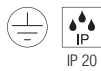
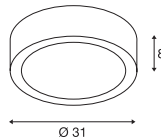
220-240V ~50/60Hz | 350mA  
Systemleistung: 15W  
Material: Gips / Glas



Down 990lm | 3000K

| Variante | Art.Nr. | CHF    |
|----------|---------|--------|
| ○ weiß   | 148005  | 160.00 |

PLASTRA 105  
CL, E27



220-240V ~50/60Hz  
Material: Gips / Glas



Socket: 2xE27 max. Ø: 5.1 cm | L: 14 cm

| Variante              | Art.Nr. | CHF    |
|-----------------------|---------|--------|
| ○○ weiß / transparent | 148001  | 117.00 |

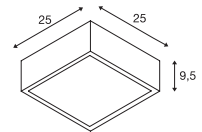


LED E27 | 8W | 240°  
4000K | 920lm | EEK=E  
8kWh/1000h



Art. Nr.: 1005290 | 12.90 CHF

PLASTRA 104  
CL, E27



220-240V ~50/60Hz  
Material: Gips / Glas



Socket: 2xE27 max. Ø: 5.1 cm | L: 14 cm

| Variante              | Art.Nr. | CHF    |
|-----------------------|---------|--------|
| ○○ weiß / transparent | 148002  | 106.00 |



LED E27 | 8W | 240°  
4000K | 920lm | EEK=E  
8kWh/1000h

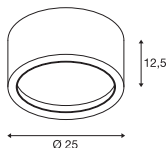
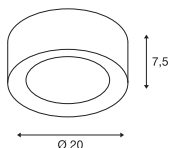


Art. Nr.: 1005290 | 12.90 CHF

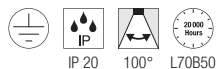
FERA 25  
CL, DALI



FERA 25  
CL



220-240V ~50/60Hz | 500mA  
Systemleistung: 20W  
Material: Polycarbonat (PC) /  
Polymethylacrylat (PMMA)



220-240V ~50/60Hz | 550mA  
Systemleistung: 23W  
Material: Aluminium / Polystrol (PS)





Down 1580lm | 3000K | 1650lm | 4000K

| Variante  | Art.Nr. | CHF    |
|-----------|---------|--------|
| ● schwarz | 1002968 | 339.00 |
| ○ weiß    | 1002967 | 339.00 |



Down 1800lm | 3000K

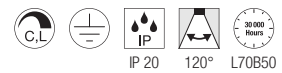
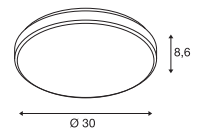
| Variante  | Art.Nr. | CHF    |
|-----------|---------|--------|
| ● schwarz | 1001939 | 239.00 |
| ○ weiß    | 161461  | 259.00 |







1001939 272

MARONA  
CL, PHASE

200-240V ~50/60Hz | 430mA  
 Systemleistung: 15W  
 Material: Polymethylacrylat (PMMA) / Stahl



Down 1200lm | 3000K

| Variante | Art.Nr. | CHF    |
|----------|---------|--------|
| ● grau   | 155156  | 139.00 |

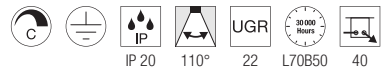
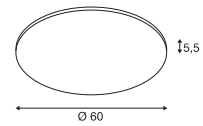


155156 273



1000785 274

PANEL 60  
CL, rund, PHASE



220-240V ~50/60Hz | 1000mA  
Systemleistung: 42W  
Material: Aluminium / Polymethylacrylat (PMMA)



Down 3150lm | 3000K  
3350lm | 4000K


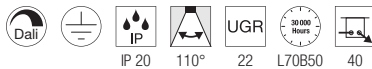
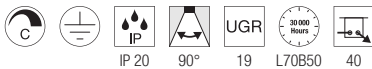
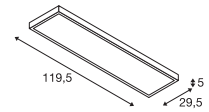
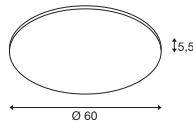
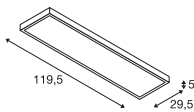
| Variante                 | Art.Nr. | CHF    |
|--------------------------|---------|--------|
| ○ weiß<br>3150lm   3000K | 1000783 | 359.00 |
| ○ weiß<br>3350lm   4000K | 1000784 | 359.00 |
| ● grau<br>3150lm   3000K | 1000785 | 359.00 |
| ● grau<br>3350lm   4000K | 1000786 | 359.00 |



**PANEL**  
CL, 1200x300mm, PHASE

**PANEL 60**  
CL, rund, DALI

**PANEL**  
CL, 1200x300mm, DALI



220-240V ~50/60Hz | 1000mA  
Systemleistung: 45W  
Material: Aluminium / Kunststoff

120-277V ~50/60Hz | 1000mA  
Systemleistung: 43W  
Material: Aluminium / Polymethylacrylat (PMMA)

120-277V ~50/60Hz | 1000mA  
Systemleistung: 43W  
Material: Aluminium / Polymethylacrylat (PMMA)



Down 3100lm | 3000K  
3400lm | 4000K

Down 3150lm | 3000K  
3350lm | 4000K

Down 3100lm | 3000K  
3400lm | 4000K

| Variante               | Art.Nr.        | CHF           |
|------------------------|----------------|---------------|
| ○ weiß                 |                |               |
| 3100lm   3000K   CRI80 | <b>1001505</b> | <b>339.00</b> |
| ○ weiß                 |                |               |
| 3400lm   4000K   CRI80 | <b>1001506</b> | <b>339.00</b> |
| ● grau                 |                |               |
| 3100lm   3000K   CRI80 | <b>1001508</b> | <b>339.00</b> |
| ● grau                 |                |               |
| 3400lm   4000K   CRI90 | <b>1001509</b> | <b>339.00</b> |

| Variante       | Art.Nr.        | CHF           |
|----------------|----------------|---------------|
| ○ weiß         |                |               |
| 3150lm   3000K | <b>1003040</b> | <b>359.00</b> |
| ○ weiß         |                |               |
| 3350lm   4000K | <b>1003041</b> | <b>359.00</b> |
| ● grau         |                |               |
| 3150lm   3000K | <b>1003042</b> | <b>359.00</b> |
| ● grau         |                |               |
| 3350lm   4000K | <b>1003043</b> | <b>359.00</b> |

| Variante       | Art.Nr.        | CHF           |
|----------------|----------------|---------------|
| ○ weiß         |                |               |
| 3100lm   3000K | <b>1003052</b> | <b>339.00</b> |
| ○ weiß         |                |               |
| 3400lm   4000K | <b>1003053</b> | <b>339.00</b> |
| ● grau         |                |               |
| 3100lm   3000K | <b>1003054</b> | <b>339.00</b> |
| ● grau         |                |               |
| 3400lm   4000K | <b>1003055</b> | <b>339.00</b> |



**SCKET**  
PANTILO  
ROPE 19 | 279



**SCKET**  
PANTILO  
ROPE 20 | 279



**SCKET**  
PANTILO  
ROPE 27 | 279



**SCKET**  
PANTILO OVAL | 281



**SCKET**  
PANTILO 20 | 281



**SCKET**  
PANTILO 28 | 281



**SCKET**  
PANTILO  
CONVEX 29 | 283



**SCKET**  
PANTILO  
CONVEX 40 | 283



**SCKET**  
ASTO TUBE | 285



**SCKET**  
ASTO TUBE | 285



**SCKET**  
ASTO TUBE | 285



**SCKET**  
ASTO TUBE | 285



LED  
WORKLIGHT  
PRO 120 | 287



LED  
WORKLIGHT  
PRO 150 | 287



LED  
WORKLIGHT | 288



LED  
I-PENDANT PRO | 289



LED  
PANEL 60 | 289



LED  
NOYA | 290



LED  
GLENOS® | 291



LED  
GLENOS® | 291



LED  
Q-LINE® | 293



LED  
Q-LINE® | 293



LED  
Q-LINE® | 293



LED  
OCULUS | 294



**SCKET**  
FITU | 295



**SCKET**  
FENDA | 296



FENDA | 296



FENDA | 296



FENDA | 297



FENDA | 297



FENDA | 297



LED

HELIA  
AMBIENT 35 | 300



LED

HELIA  
AMBIENT 35 | 300



LED

HELIA 30 | 301



LED

HELIA 30 | 301



LED

HELIA 40 | 303



LED

HELIA 40 | 303



SCKET

ASTINA | 305



SCKET

ENOLA B | 305



SCKET

ENOLA | 305



LED

ANELA | 306



SCKET

LISENNE | 306



SCKET

TONGA® | 307



SCKET

QUADRASS | 307



SCKET

PARA CONE GL | 309



SCKET

PARA CONE 20 | 309



SCKET

PARA CONE 30 | 309



SCKET

PHELIA 10 | 310



SCKET

PHELIA 20 | 311



SCKET

PHELIA 25 | 311



SCKET

PHELIA 30 | 311



SCKET

FORCHINI 50 | 312



SCKET

FORCHINI 70 | 312



SCKET

FORCHINI M 40 | 313



SCKET

FORCHINI M 50 | 313



SCKET

LIGHT EYE® 90 | 314



SCKET

LIGHT EYE® 150 | 314



SCKET

SUN / BIG SUN | 315



SCKET

ROTOBALL 25 | 317



SCKET

ROTOBALL 40 | 317



SCKET

ROTOBALL 50 | 317



SCKET

PARA DOME | 318



PARA DOME | 318



PARA DOME | 318



SCKET

PARA 380 | 319



1007588 279



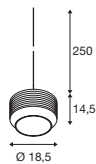
1007599 279



1007597 279



### PANTILO ROPE 19 PD, E27



200-240V ~50/60Hz  
Material: Glas / Stahl / Hanf

- offenes Kabelende



Socket: 1xE27 max. Ø: 10 cm | L: 11 cm

| Variante             | Art.Nr. | CHF    |
|----------------------|---------|--------|
| ● amber / gold       | 1007597 | 228.90 |
| ● anthrazit / silber | 1007596 | 228.90 |



A60 | 7.5W | 180°  
2700K | 720lm | EEK=F  
8kWh/1000h

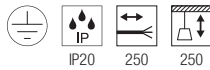
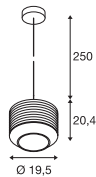


Art. Nr.: 1005305 | 24.50 CHF



| Artikel                     | Art.Nr. | CHF   |
|-----------------------------|---------|-------|
| 1Ph.-Adapter                |         |       |
| ● schwarz                   | 143120  | 17.00 |
| ○ weiß                      | 143121  | 17.00 |
| ● grau                      | 143124  | 17.00 |
| 3-Phasen Leuchtenadapter    |         |       |
| ● schwarz                   | 145990  | 24.50 |
| ● grau                      | 145994  | 24.50 |
| ○ weiß                      | 1001542 | 24.50 |
| Fitu 1er Deckenrosette rund |         |       |
| ● schwarz                   | 132600  | 33.00 |
| ○ weiß                      | 132601  | 33.00 |
| ● gold                      | 1002163 | 35.20 |
| ● chrom                     | 132605  | 35.20 |

### PANTILO ROPE 20 PD, E27



200-240V ~50/60Hz  
Material: Glas / Stahl / Hanf



Socket: 1xE27 max. Ø: 10 cm | L: 18 cm

| Variante             | Art.Nr. | CHF    |
|----------------------|---------|--------|
| ● amber / gold       | 1007589 | 274.90 |
| ● anthrazit / silber | 1007588 | 274.90 |

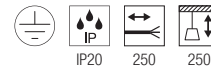
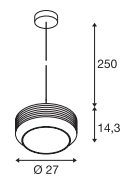


A60 | 7.5W | 180°  
2700K | 720lm | EEK=F  
8kWh/1000h



Art. Nr.: 1005305 | 24.50 CHF

### PANTILO ROPE 27 PD, E27



200-240V ~50/60Hz  
Material: Glas / Stahl / Hanf



Socket: 1xE27 max. Ø: 15 cm | L: 11 cm

| Variante             | Art.Nr. | CHF    |
|----------------------|---------|--------|
| ● amber / gold       | 1007599 | 297.90 |
| ● anthrazit / silber | 1007598 | 297.90 |



A60 | 7.5W | 180°  
2700K | 720lm | EEK=F  
8kWh/1000h



Art. Nr.: 1005305 | 24.50 CHF

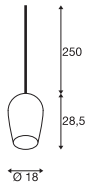
1006403 281







### PANTILO OVAL PD, E27



200-240V ~50/60Hz  
Material: Glas

- offenes Kabelende



Socket: 1xE27

| Variante | Art.Nr. | CHF    |
|----------|---------|--------|
| ○ weiß   | 1006402 | 185.00 |
| ● gold   | 1006403 | 209.00 |
| ● chrom  | 1006398 | 209.00 |
| ● kupfer | 1006400 | 209.00 |



A60 | 7.5W | 180°  
2700K | 720lm | EEK=F  
8kWh/1000h


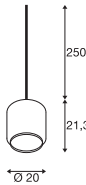


Art. Nr.: 1005305 | 24.50 CHF



| Artikel                     | Art.Nr. | CHF   |
|-----------------------------|---------|-------|
| 1Ph.-Adapter                |         |       |
| ● schwarz                   | 143120  | 17.00 |
| ○ weiß                      | 143121  | 17.00 |
| ● grau                      | 143124  | 17.00 |
| 3-Phasen Leuchtenadapter    |         |       |
| ● schwarz                   | 145990  | 24.50 |
| ● grau                      | 145994  | 24.50 |
| ○ weiß                      | 1001542 | 24.50 |
| Deckenrosette Aufbau        |         |       |
| ● schwarz                   | 1004744 | 42.65 |
| ○ weiß                      | 1004745 | 42.65 |
| ● chrom                     | 1004746 | 49.10 |
| FITU 1er Deckenrosette      |         |       |
| ○ weiß                      | 132601  | 33.00 |
| ● gold                      | 1002163 | 35.20 |
| FITU 1er Deckenrosette rund |         |       |
| ● schwarz                   | 132600  | 33.00 |
| ● chrom                     | 132605  | 35.20 |

### PANTILO 20 PD, E27



200-240V ~50/60Hz  
Material: Glas

- offenes Kabelende



Socket: 1xE27

| Variante | Art.Nr. | CHF    |
|----------|---------|--------|
| ○ weiß   | 1006396 | 185.00 |
| ● gold   | 1006395 | 209.00 |
| ● chrom  | 1003004 | 209.00 |
| ● kupfer | 1003005 | 209.00 |



A60 | 7.5W | 180°  
2700K | 720lm | EEK=F  
8kWh/1000h

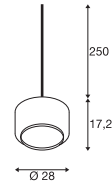


Art. Nr.: 1005305 | 24.50 CHF



| Artikel                     | Art.Nr. | CHF   |
|-----------------------------|---------|-------|
| 1Ph.-Adapter                |         |       |
| ● schwarz                   | 143120  | 17.00 |
| ○ weiß                      | 143121  | 17.00 |
| ● grau                      | 143124  | 17.00 |
| 3-Phasen Leuchtenadapter    |         |       |
| ● schwarz                   | 145990  | 24.50 |
| ● grau                      | 145994  | 24.50 |
| ○ weiß                      | 1001542 | 24.50 |
| FITU 1er Deckenrosette      |         |       |
| ○ weiß                      | 132601  | 33.00 |
| ● gold                      | 1002163 | 35.20 |
| FITU 1er Deckenrosette rund |         |       |
| ● schwarz                   | 132600  | 33.00 |
| ● chrom                     | 132605  | 35.20 |

### PANTILO 28 PD, E27



200-240V ~50/60Hz  
Material: Glas

- offenes Kabelende



Socket: 1xE27

| Variante | Art.Nr. | CHF    |
|----------|---------|--------|
| ○ weiß   | 1006399 | 229.00 |
| ● gold   | 1006397 | 249.00 |
| ● chrom  | 1003006 | 239.00 |
| ● kupfer | 1003007 | 239.00 |



A60 | 7.5W | 180°  
2700K | 720lm | EEK=F  
8kWh/1000h



Art. Nr.: 1005305 | 24.50 CHF



| Artikel                     | Art.Nr. | CHF   |
|-----------------------------|---------|-------|
| 1Ph.-Adapter                |         |       |
| ● schwarz                   | 143120  | 17.00 |
| ○ weiß                      | 143121  | 17.00 |
| ● grau                      | 143124  | 17.00 |
| 3-Phasen Leuchtenadapter    |         |       |
| ● schwarz                   | 145990  | 24.50 |
| ● grau                      | 145994  | 24.50 |
| ○ weiß                      | 1001542 | 24.50 |
| FITU 1er Deckenrosette      |         |       |
| ○ weiß                      | 132601  | 33.00 |
| ● gold                      | 1002163 | 35.20 |
| FITU 1er Deckenrosette rund |         |       |
| ● schwarz                   | 132600  | 33.00 |
| ● chrom                     | 132605  | 35.20 |



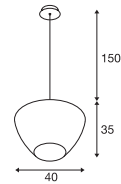
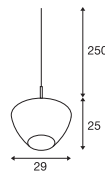
1003443 283



### PANTILO CONVEX 29 PD, E27

### PANTILO CONVEX 40 PD, E27

1003444 283



220-240V ~50/60Hz  
Material: Glas / Stahl

220-240V ~50/60Hz  
Material: Glas / Stahl

- offenes Kabelende

**SOCKET INSIDE** 40 W

**SOCKET INSIDE** 40 W

Socket: E27 max. Ø: 10 cm | L: 20 cm

Socket: E27 max. Ø: 15 cm | L: 30 cm

| Variante | Art.Nr. | CHF    |
|----------|---------|--------|
| ● chrom  | 1003443 | 279.00 |

| Variante | Art.Nr. | CHF    |
|----------|---------|--------|
| ● chrom  | 1003444 | 390.00 |



A60 | 7.5W | 180°  
2700K | 720lm | EEK=F  
8kWh/1000h



Art. Nr.: 1005305 | 24.50 CHF



A60 | 7.5W | 180°  
2700K | 720lm | EEK=F  
8kWh/1000h



Art. Nr.: 1005305 | 24.50 CHF



| Artikel                     | Art.Nr. | CHF   |
|-----------------------------|---------|-------|
| 1Ph.-Adapter                |         |       |
| ● schwarz                   | 143120  | 17.00 |
| ○ weiß                      | 143121  | 17.00 |
| ● grau                      | 143124  | 17.00 |
| 3-Phasen Leuchtenadapter    |         |       |
| ● schwarz                   | 145990  | 24.50 |
| ● grau                      | 145994  | 24.50 |
| ○ weiß                      | 1001542 | 24.50 |
| FITU 1er Deckenrosette      |         |       |
| ○ weiß                      | 132601  | 33.00 |
| ● gold                      | 1002163 | 35.20 |
| FITU 1er Deckenrosette rund |         |       |
| ● schwarz                   | 132600  | 33.00 |
| ● chrom                     | 132605  | 35.20 |

1006438 285





## ASTO TUBE



220-240V ~50/60Hz  
Material: Aluminium



Socket: 1xGU10

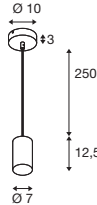


LED GU10 51mm | 6W | 36°  
2200-2700K | 360lm | EEK=G

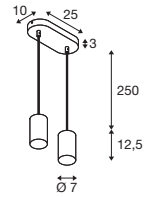


Art. Nr.: 1005273 | 12.90 CHF

## ASTO TUBE PD, single, GU 10



## ASTO TUBE PD, double, GU 10



| Variante  | Art.Nr. | CHF   |
|-----------|---------|-------|
| ● schwarz | 1006431 | 74.90 |
| ○ weiß    | 1006432 | 74.90 |

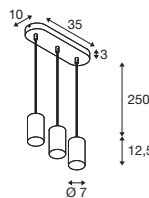
| Variante  | Art.Nr. | CHF    |
|-----------|---------|--------|
| ● schwarz | 1006433 | 135.00 |
| ○ weiß    | 1006434 | 135.00 |

## ASTO TUBE Dekoreffektor

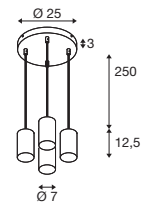


H: 3.95 cm  
Ø: 6.75 cm  
Material: Polycarbonat (PC)

## ASTO TUBE PD, triple, GU 10



## ASTO TUBE PD, quadruple, GU 10



| Variante       | Art.Nr. | CHF  |
|----------------|---------|------|
| ● schwarzchrom | 1007190 | 5.20 |
| ● gold         | 1006450 | 5.20 |
| ● chrom        | 1006449 | 5.20 |
| ● kupfer       | 1006451 | 5.20 |

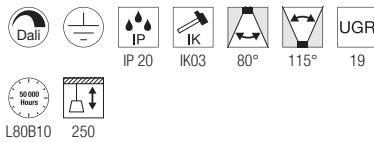
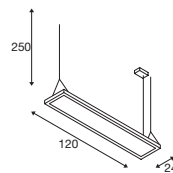
| Variante  | Art.Nr. | CHF    |
|-----------|---------|--------|
| ● schwarz | 1006435 | 199.00 |
| ○ weiß    | 1006436 | 199.00 |

| Variante  | Art.Nr. | CHF    |
|-----------|---------|--------|
| ● schwarz | 1006437 | 240.00 |
| ○ weiß    | 1006438 | 240.00 |





### WORKLIGHT PRO 120 PD, DALI



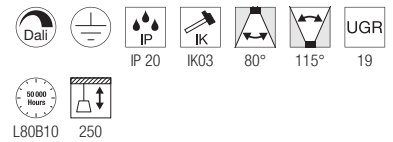
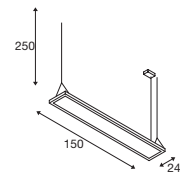
200-240V ~50/60Hz | 1200mA  
Systemleistung: 50W  
Material: Aluminium / Stahl



Up 2800lm | 4000K  
Down 3300lm

| Variante  | Art.Nr. | CHF    |
|-----------|---------|--------|
| ● schwarz | 1007468 | 573.90 |
| ○ weiß    | 1007469 | 573.90 |
| ● grau    | 1007470 | 573.90 |

### WORKLIGHT PRO 150 PD, DALI



200-240V ~50/60Hz | 1400mA  
Systemleistung: 59W  
Material: Aluminium / Stahl



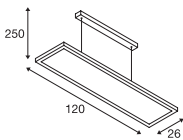
Up 3300lm | 4000K  
Down 3900lm

| Variante  | Art.Nr. | CHF    |
|-----------|---------|--------|
| ● schwarz | 1007471 | 688.90 |
| ○ weiß    | 1007472 | 688.90 |
| ● grau    | 1007473 | 688.90 |

WORKLIGHT  
PD, DALI



NEW



200-240V ~50/60Hz | 1550mA  
Systemleistung: 57W  
Material: Aluminium



Up 2000lm | 4000K  
Down 3000lm

| Variante  | Art.Nr. | CHF    |
|-----------|---------|--------|
| ● schwarz | 1005395 | 775.00 |
| ○ weiß    | 1005396 | 775.00 |
| ● silber  | 1006345 | 709.00 |

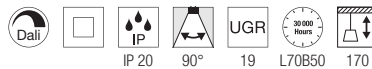
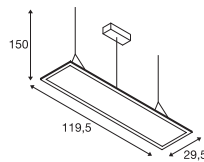


1006345 288





I-PENDANT PRO  
PD, 1195x295mm, DALI



120-277V ~50/60Hz | 1000mA  
Systemleistung: 43W  
Material: Aluminium / Polymethylacrylat (PMMA)

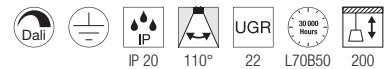
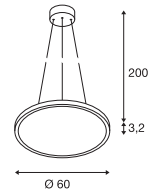


Down 3750lm | 3000K  
3800lm | 4000K

| Variante                 | Art.Nr. | CHF    |
|--------------------------|---------|--------|
| ○ weiß<br>3750lm   3000K | 1003048 | 399.00 |
| ○ weiß<br>3800lm   4000K | 1003049 | 399.00 |
| ● grau<br>3750lm   3000K | 1003050 | 399.00 |
| ● grau<br>3800lm   4000K | 1003051 | 399.00 |



PANEL 60  
PD, rund, DALI



120-277V ~50/60Hz | 1000mA  
Systemleistung: 43W  
Material: Aluminium / Polymethylacrylat (PMMA)

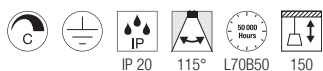
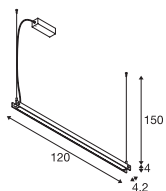


Down 3150lm | 3000K  
3350lm | 4000K

| Variante                 | Art.Nr. | CHF    |
|--------------------------|---------|--------|
| ○ weiß<br>3150lm   3000K | 1003044 | 399.00 |
| ○ weiß<br>3350lm   4000K | 1003045 | 399.00 |
| ● grau<br>3150lm   3000K | 1003046 | 399.00 |
| ● grau<br>3350lm   4000K | 1003047 | 399.00 |



NOYA  
PD, PHASE



220-240V ~50/60Hz | 700mA  
Systemleistung: 32W  
Material: Aluminium / Polycarbonat (PC)



Down 1861lm | 2700K | 2025lm | 3000K

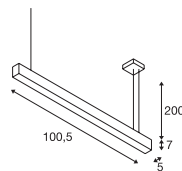
| Variante  | Art.Nr. | CHF    |
|-----------|---------|--------|
| ● schwarz | 1003530 | 520.00 |
| ○ weiß    | 1003532 | 520.00 |

1003530 290

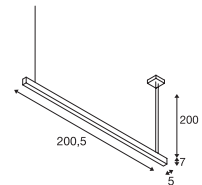





GLENOS®  
PD, 1m, 1-10V



GLENOS®  
PD, 2m, 1-10V



1001409 291




220-240V ~50/60Hz | 1000mA  
Systemleistung: 43W  
Material: Aluminium / Kunststoff



Down 2850lm | 3000K  
3300lm | 4000K

| Variante                    | Art.Nr.        | CHF           |
|-----------------------------|----------------|---------------|
| ● schwarz<br>2850lm   3000K | <b>1001400</b> | <b>509.00</b> |
| ● schwarz<br>3300lm   4000K | <b>1001403</b> | <b>509.00</b> |




220-240V ~50/60Hz | 1000mA  
Systemleistung: 85W  
Material: Aluminium / Kunststoff




Down 5700lm | 3000K  
6600lm | 4000K

| Variante                    | Art.Nr.        | CHF           |
|-----------------------------|----------------|---------------|
| ● schwarz<br>5700lm   3000K | <b>1001406</b> | <b>639.00</b> |
| ● schwarz<br>6600lm   4000K | <b>1001409</b> | <b>639.00</b> |



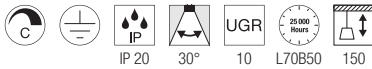
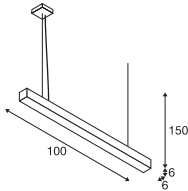
1000933 293



1000927 293



Q-LINE®  
PD, 1m, BAP, PHASE



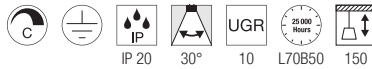
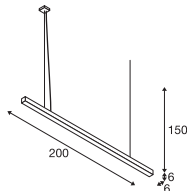
220-240V ~50/60Hz | 900mA  
Systemleistung: 46W  
Material: Aluminium / Kunststoff



Down 2100lm | 3000K  
2300lm | 4000K

| Variante                    | Art.Nr. | CHF    |
|-----------------------------|---------|--------|
| ● schwarz<br>2100lm   3000K | 1000927 | 599.00 |
| ● schwarz<br>2300lm   4000K | 1000933 | 599.00 |
| ○ weiß<br>2100lm   3000K    | 1000926 | 599.00 |
| ○ weiß<br>2300lm   4000K    | 1000932 | 599.00 |

Q-LINE®  
PD, 2m, BAP, PHASE



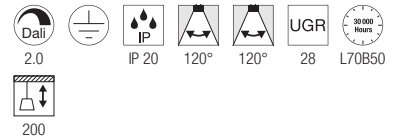
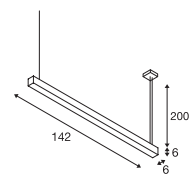
220-240V ~50/60Hz | 900mA  
Systemleistung: 93W  
Material: Aluminium / Kunststoff



Down 4200lm | 3000K  
4600lm | 4000K

| Variante                    | Art.Nr. | CHF    |
|-----------------------------|---------|--------|
| ● schwarz<br>4200lm   3000K | 1000930 | 869.00 |
| ● schwarz<br>4600lm   4000K | 1000936 | 869.00 |
| ○ weiß<br>4200lm   3000K    | 1000929 | 869.00 |
| ○ weiß<br>4600lm   4000K    | 1000935 | 869.00 |

Q-LINE®  
PD, DALI, single



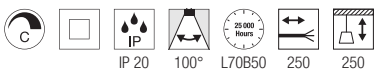
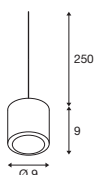
220-240V ~50/60Hz | 700mA  
Systemleistung: 47W  
Material: Aluminium / Acryl



Down 3700lm | 3000K

| Variante  | Art.Nr. | CHF    |
|-----------|---------|--------|
| ● schwarz | 1001309 | 689.00 |
| ○ weiß    | 1001310 | 689.00 |

OCULUS  
PD, single, PHASE



220-240V ~50/60Hz | 250mA  
Systemleistung: 11W  
Material: Aluminium / Glas

- Zusätzliche gefrostete Linse inklusive
- Passendes Zubehör finden Sie auf Seite 295
- offenes Kabelende



Down 36lm | 2000K - 780lm | 3000K

| Variante  | Art.Nr. | CHF    |
|-----------|---------|--------|
| ● schwarz | 1004672 | 279.00 |
| ○ weiß    | 1004673 | 279.00 |

1004672 294


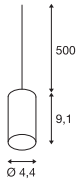


132690 295





# FITU PD, E27



220-240V ~50/60Hz  
Material: Aluminium

- Textilkabel
- Passendes Zubehör finden Sie auf Seite 295
- offenes Kabelende



Sockel: 1xE27

| Variante  | Art.Nr. | CHF   |
|-----------|---------|-------|
| ● schwarz | 132690  | 74.00 |
| ○ weiß    | 132691  | 74.00 |



A60 | 7.5W | 320°  
2700K | 800lm | EEK=F  
8kWh/1000h



Art. Nr.: 1005303 | 12.90 CHF

## Fitu 1er Deckenrosette rund

16A max.  
Stahl  
H: 3.9 cm  
Ø: 8.5 cm  
inkl. Zugentlastung



| Variante  | Art.Nr. | CHF   |
|-----------|---------|-------|
| ● schwarz | 132600  | 33.00 |
| ○ weiß    | 132601  | 33.00 |
| ● gold    | 1002163 | 35.20 |
| ● chrom   | 132605  | 35.20 |

## Fitu 3er Deckenrosette rund

16A max.  
Stahl  
H: 5.4 cm  
Ø: 22 cm  
inkl. Zugentlastung



| Variante  | Art.Nr. | CHF   |
|-----------|---------|-------|
| ● schwarz | 132610  | 79.00 |
| ○ weiß    | 132611  | 79.00 |

## Deckenrosette Aufbau

16A max.  
Stahl  
H: 2.6 cm  
Ø: 9 cm



| Variante  | Art.Nr. | CHF   |
|-----------|---------|-------|
| ● schwarz | 1004744 | 42.65 |
| ○ weiß    | 1004745 | 42.65 |
| ● gold    | 1006377 | 49.10 |
| ● chrom   | 1004746 | 49.10 |

## Deckenrosette Einbau

16A max.  
Stahl / Polyamid 66 (PA 66)  
H: 3.3 cm  
Ø: 8.5 cm



| Variante  | Art.Nr. | CHF   |
|-----------|---------|-------|
| ● schwarz | 1004674 | 27.70 |
| ○ weiß    | 1004675 | 27.70 |
| ● gold    | 1006378 | 33.00 |
| ● chrom   | 1004676 | 33.00 |

## Deckenhaken

Aluminium  
L: 4.6 cm  
Ø: 1.8 cm



| Variante  | Art.Nr. | CHF   |
|-----------|---------|-------|
| ● schwarz | 132670  | 24.50 |
| ○ weiß    | 132671  | 24.50 |

## 1Ph.-Adapter

6A max.  
Polycarbonat (PC)  
L: 8.5 cm B: 3.5 cm H: 3.2 cm  
max. mech. Belastung 2 kg



| Variante  | Art.Nr. | CHF   |
|-----------|---------|-------|
| ● schwarz | 143120  | 17.00 |
| ○ weiß    | 143121  | 17.00 |
| ● grau    | 143124  | 17.00 |

## 3-Phasen Leuchtenadapter

10A max.  
Kunststoff  
L: 9.6 cm B: 3.5 cm H: 4.5 cm  
max. mech. Belastung 5 kg



| Variante  | Art.Nr. | CHF   |
|-----------|---------|-------|
| ● schwarz | 145990  | 24.50 |
| ○ weiß    | 1001542 | 24.50 |
| ● grau    | 145994  | 24.50 |

## Kabelhaken

Aluminium  
L: 3.1 cm  
Ø: 1.4 cm



| Variante  | Art.Nr. | CHF   |
|-----------|---------|-------|
| ● schwarz | 132680  | 17.00 |
| ○ weiß    | 132681  | 17.00 |

FENDA  
PD, E27



FENDA  
Glasschirm



H: 20 cm  
Ø: 12.5 cm  
Material: Glas

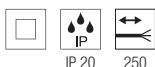
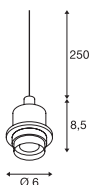
FENDA  
15 cm, rund



H: 40 cm  
Ø: 15 cm  
Material: Textil / Stahl

| Variante | Art.Nr. | CHF   |
|----------|---------|-------|
| ● braun  | 1000773 | 85.00 |

| Variante            | Art.Nr. | CHF   |
|---------------------|---------|-------|
| ●● schwarz / kupfer | 156152  | 64.00 |
| ○ weiß              | 156141  | 55.00 |
| ● grau              | 1004773 | 55.00 |
| ● beige             | 156143  | 55.00 |



220-240V ~50/60Hz  
Material: Stahl / Kunststoff

- Passendes Zubehör finden Sie auf Seite 295
- offenes Kabelende



Socket: 1xE27

| Variante  | Art.Nr. | CHF   |
|-----------|---------|-------|
| ● schwarz | 132660  | 35.20 |
| ○ weiß    | 132661  | 35.20 |
| ● chrom   | 132662  | 41.60 |



A60 | 7.5W | 320°  
2700K | 800lm | EEK=F  
8kWh/1000h



Art. Nr.: 1005303 | 12.90 CHF

155560 + 1000773 296







## FENDA 30 cm, rund



H: 20 cm  
Ø: 30 cm  
Material: Textil / Stahl

## FENDA Ø 45 cm, rund



H: 28 cm  
Ø: 45.5 cm  
Material: Textil / Stahl

## FENDA Ø 70 cm, rund



H: 36 cm  
Ø: 70 cm  
Material: Textil / Stahl

• Nicht für Fenda Bow geeignet.

| Variante            | Art.Nr. | CHF   |
|---------------------|---------|-------|
| ●● schwarz / kupfer | 155592  | 85.00 |
| ○ weiß              | 155582  | 64.00 |
| ● grau              | 1004774 | 64.00 |
| ● beige             | 155583  | 64.00 |

| Variante            | Art.Nr. | CHF    |
|---------------------|---------|--------|
| ●● schwarz / kupfer | 156122  | 117.00 |
| ○ weiß              | 156111  | 102.00 |
| ● grau              | 1004775 | 102.00 |
| ● beige             | 156113  | 102.00 |

| Variante            | Art.Nr. | CHF    |
|---------------------|---------|--------|
| ●● schwarz / kupfer | 1000580 | 156.00 |
| ○ weiß              | 1000579 | 138.00 |



| Artikel            | Art.Nr. | CHF   |
|--------------------|---------|-------|
| Acrylglasabdeckung | 156100  | 55.00 |



| Artikel            | Art.Nr. | CHF    |
|--------------------|---------|--------|
| Acrylglasabdeckung | 1000957 | 117.00 |

155561 + 1000579 296 + 297



# MIX & MATCH FENDA

## FENDA Ø15

|         |         |
|---------|---------|
| Schwarz | 156152  |
| Weiß    | 156141  |
| Beige   | 156143  |
| Grau    | 1004773 |




## FENDA Ø30

|         |         |
|---------|---------|
| Schwarz | 155592  |
| Weiß    | 155582  |
| Beige   | 155583  |
| Grau    | 1004774 |



## FENDA Ø45

|         |         |
|---------|---------|
| Schwarz | 156122  |
| Weiß    | 156111  |
| Beige   | 156113  |
| Grau    | 1004775 |



**FENDA BOW**

|         |         |
|---------|---------|
| Schwarz | 1003029 |
| Chrom   | 1000763 |



**FENDA TL**

|         |        |
|---------|--------|
| Schwarz | 155780 |
|---------|--------|




**FENDA FL**

|         |        |
|---------|--------|
| Schwarz | 155790 |
|---------|--------|



**FENDA TL**

|         |        |
|---------|--------|
| Schwarz | 155540 |
|---------|--------|



**FENDA FL**

|         |        |
|---------|--------|
| Schwarz | 155490 |
|---------|--------|


Kombinieren Sie SLV Mix & Match Produkte ganz nach Ihrem Geschmack. Perfekt aufeinander abgestimmt, können Sie nicht nur innerhalb der FENDA Familie, sondern auch zwischen den Produktfamilien FENDA und FITU kombinieren. SLV Mix & Match Produkte erkennen Sie an dem folgenden Symbol:



**MIX**  
match

## FENDA Ø70

Schwarz | 1000580  
Weiß | 1000579



## FENDA Ø12,5

*Glass Shade*

Braun | 1000773



## FENDA PD

Schwarz | 132660  
Weiß | 132661  
Chrom | 132662



## FENDA CL

Schwarz | 155550  
Weiß | 155551



## FITU CRANE BASE

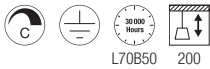
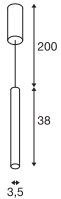

Schwarz | 1004682



## FITU PD

Schwarz | 132690  
Weiß | 132691

## HELIA AMBIENT 35 PD, PHASE



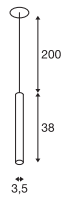
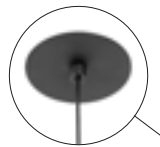
220-240V ~50/60Hz | 500mA  
Systemleistung: 9W  
Material: Aluminium / Acryl



Down 425lm | 3000K

| Variante  | Art.Nr. | CHF    |
|-----------|---------|--------|
| ● schwarz | 1003436 | 279.00 |

## HELIA AMBIENT 35 PD



500mA  
Systemleistung: 7.5W  
Material: Aluminium / Acryl

- offenes Kabelende
- Ø Einbaurosette 68 mm



Down 425lm | 3000K

| Variante  | Art.Nr. | CHF    |
|-----------|---------|--------|
| ● schwarz | 1003435 | 219.00 |



| Artikel                                     | Art.Nr. | CHF   |
|---|---------|-------|
| LED Treiber 20W   350mA/500mA   PHASE       |         |       |
| ○ weiß                                      | 1007227 | 46.00 |
| LED Treiber 25W   150-700mA   DALI dimmbar  |         |       |
| ○ weiß                                      | 1007229 | 80.50 |
| LED Treiber 21W   500mA inkl. Zugentlastung |         |       |
| ○ weiß                                      | 1007226 | 34.50 |



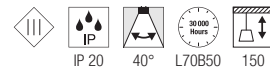
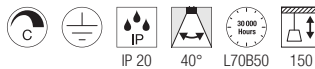

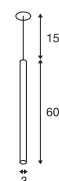
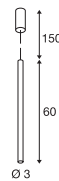
1003436 300



## HELIA 30 PD, PHASE

## HELIA 30 PD

152360 301



220-240V ~50/60Hz | 500mA  
Systemleistung: 9.2W  
Material: Aluminium

500mA  
Systemleistung: 7.5W  
Material: Aluminium

- inkl. Einbaurosette
- Materialstärke Einbaufäche: 12 mm max.
- Ø Einbaurosette 68 mm



Down 590lm | 3000K



Down 500lm | 3000K

| Variante  | Art.Nr. | CHF    |
|-----------|---------|--------|
| ● schwarz | 152360  | 269.00 |

| Variante  | Art.Nr. | CHF    |
|-----------|---------|--------|
| ● schwarz | 158400  | 219.00 |



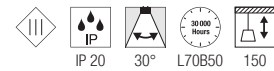
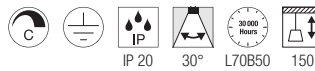

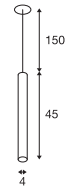
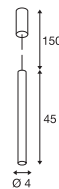
| Artikel                                     | Art.Nr. | CHF   |
|---|---------|-------|
| LED Treiber 20W   350mA/500mA   PHASE       |         |       |
| ○ weiß                                      | 1007227 | 46.00 |
| LED Treiber 25W   150-700mA   DALI dimmbar  |         |       |
| ○ weiß                                      | 1007229 | 80.50 |
| LED Treiber 21W   500mA inkl. Zugentlastung |         |       |
| ○ weiß                                      | 1007226 | 34.50 |

152370 303



HELIA 40  
PD, PHASEHELIA 40  
PD

158400 303



220-240V ~50/60Hz | 500mA  
Systemleistung: 10W  
Material: Aluminium

500mA  
Systemleistung: 9W  
Material: Aluminium

- inkl. Einbaurosette
- Materialstärke Einbaufäche: 12 mm max.
- Ø Einbaurosette 68 mm



Down 730lm | 3000K



Down 700lm | 3000K

| Variante  | Art.Nr. | CHF    |
|-----------|---------|--------|
| ● schwarz | 152370  | 309.00 |

| Variante  | Art.Nr. | CHF    |
|-----------|---------|--------|
| ● schwarz | 158410  | 259.00 |



| Artikel                                     | Art.Nr. | CHF     |
|---|---------|---------|
| LED Treiber 20W   350mA/500mA   PHASE       |         |         |
| ○ weiß                                      | 1007227 | ● 46.00 |
| LED Treiber 25W   150-700mA   DALI dimmbar  |         |         |
| ○ weiß                                      | 1007229 | ● 80.50 |
| LED Treiber 21W   500mA inkl. Zugentlastung |         |         |
| ○ weiß                                      | 1007226 | ● 34.50 |


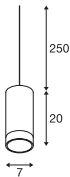


149388 305





### ASTINA PD, QPAR51



220-240V ~50/60Hz  
Material: Aluminium

- offenes Kabelende



Socket: 1xGU10

| Variante  | Art.Nr. | CHF    |
|-----------|---------|--------|
| ● schwarz | 1002939 | 138.00 |
| ○ weiß    | 1002937 | 138.00 |

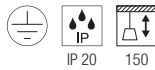
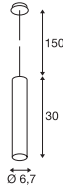


LED GU10 51mm | 6W | 36°  
2200-2700K | 360lm | EEK=G  
6kWh/1000h



Art. Nr.: 1005273 | 12.90 CHF

### ENOLA B PD, QPAR51



220-240V ~50/60Hz  
Material: Aluminium / Stahl



Socket: 1xGU10

| Variante  | Art.Nr. | CHF    |
|-----------|---------|--------|
| ● schwarz | 151850  | 138.00 |
| ○ weiß    | 151851  | 138.00 |
| ● gold    | 151853  | 156.00 |

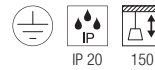
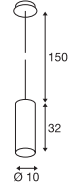



LED GU10 51mm | 6W | 38°  
2700K | 450lm | EEK=F  
6kWh/1000h



Art. Nr.: 1005077 | 10.60 CHF

### ENOLA PD, E27



220-240V ~50/60Hz  
Material: Aluminium / Stahl



Socket: 1xE27

max. Ø: 9 cm | L: 18 cm

| Variante  | Art.Nr. | CHF    |
|-----------|---------|--------|
| ● schwarz | 149388  | 117.00 |
| ○ weiß    | 149381  | 117.00 |
| ● gold    | 149387  | 128.00 |



LED E27 | 13.2W | 220°  
2700K | 1300lm | EEK=F  
13kWh/1000h



Art. Nr.: 1005302 | 17.00 CHF




| Artikel                     | Art.Nr. | CHF   |
|-----------------------------|---------|-------|
| 1Ph.-Adapter                |         |       |
| ● schwarz                   | 143120  | 17.00 |
| ○ weiß                      | 143121  | 17.00 |
| ● grau                      | 143124  | 17.00 |
| 3-Phasen Leuchtenadapter    |         |       |
| ● schwarz                   | 145990  | 24.50 |
| ● grau                      | 145994  | 24.50 |
| ○ weiß                      | 1001542 | 24.50 |
| Fitu 1er Deckenrosette rund |         |       |
| ● schwarz                   | 132600  | 33.00 |
| ● chrom                     | 132605  | 35.20 |
| Fitu 1er Deckenrosette      |         |       |
| ○ weiß                      | 132601  | 33.00 |
| Fitu 3er Deckenrosette rund |         |       |
| ● schwarz                   | 132610  | 79.00 |
| ○ weiß                      | 132611  | 79.00 |

ANELA  
PD, PHASE



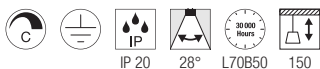
LISENNE  
PD, E27



1000813 306



155714 306



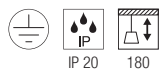
220-240V ~50/60Hz | 500mA  
Systemleistung: 10W  
Material: Aluminium

- Reflektor exkl.
- Lichtstrom mit Reflektor 1000809 = 500lm/  
Lichtstrom mit Reflektor 1000810 = 620lm/  
Lichtstrom mit Reflektor 1000811 = 200lm/  
Lichtstrom mit Reflektor 1000812 = 600lm



Down 220lm | 3000K | 750lm |

| Variante  | Art.Nr. | CHF    |
|-----------|---------|--------|
| ● schwarz | 1000813 | 249.00 |



220-240V ~50/60Hz  
Material: Basalt / Glas



Socket: 1xE27 max. Ø: 5.9 cm | L: 15 cm

| Variante       | Art.Nr. | CHF    |
|----------------|---------|--------|
| ● grau / braun | 155714  | 289.00 |



| Artikel       | Art.Nr. | CHF   |
|---------------|---------|-------|
| Reflektor 28° |         |       |
| ● schwarz     | 1000811 | 24.50 |
| ○ weiß        | 1000812 | 24.50 |
| ● gold        | 1000809 | 24.50 |
| ● grau        | 1000810 | 24.50 |



LED E27 | 8W | 240°  
3000K | 880lm | EEK=E  
8kWh/1000h

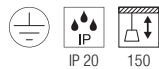
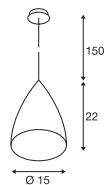


Art. Nr.: 1005289 | 12.90 CHF



133444 307

### TONGA® PD, E14



220-240V ~50/60Hz  
Material: Aluminium / Glas



Socket: 1xE14 max. Ø: 5.1 cm | L: 13 cm

| Variante | Art.Nr. | CHF    |
|----------|---------|--------|
| ● grau   | 133444  | 149.00 |

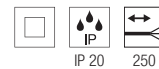
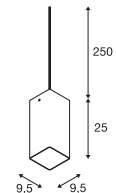


C35 | 4.2W | 320°  
2700K | 350lm | EEK=G  
5kWh/1000h



Art. Nr.: 1005285 | 12.90 CHF

### QUADRASS PD, E27



220-240V ~50/60Hz  
Material: Stahl / Glas



Socket: 1xE27 max. Ø: 6.5 cm | L: 18 cm

| Variante | Art.Nr. | CHF    |
|----------|---------|--------|
| ● chrom  | 1003432 | 124.00 |



LED E27 | 13.2W | 220°  
2700K | 1300lm | EEK=F  
13kWh/1000h



Art. Nr.: 1005302 | 17.00 CHF



| Artikel                  | Art.Nr. | CHF   |
|--------------------------|---------|-------|
| 1Ph.-Adapter             |         |       |
| ○ weiß                   | 143121  | 17.00 |
| 3-Phasen Leuchtenadapter |         |       |
| ○ weiß                   | 1001542 | 24.50 |
| Fitu 1er Deckenrosette   |         |       |
| ○ weiß                   | 132601  | 33.00 |



1003432 307



1006159 309




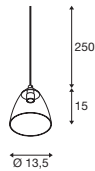
133019 309



133060 309



### PARA CONE GL PD, GU10



220-240V ~50/60Hz  
Material: Aluminium / Glas

- offenes Kabelende



Socket: 1xGU10

| Variante  | Art.Nr. | CHF    |
|-----------|---------|--------|
| ● schwarz | 1006159 | 109.00 |
| ○ weiß    | 1006160 | 109.00 |

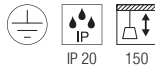
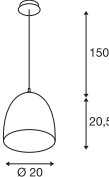



LED GU10 51mm | 6W | 38°  
2700K | 450lm | EEK=F  
6kWh/1000h



Art. Nr.: 1005077 | 10.60 CHF

### PARA CONE 20 PD, E27



220-240V ~50/60Hz  
Material: Aluminium / Stahl

- Textilkabel
- schwarz/gold Version mit goldenem Reflektor
- Alle anderen Version mit weißen Reflektor



Socket: 1xE27

| Variante         | Art.Nr. | CHF    |
|------------------|---------|--------|
| ● gold / schwarz | 133050  | 160.00 |
| ● kupfer         | 133009  | 202.00 |

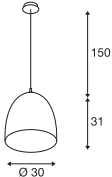


A60 | 7.5W | 320°  
2700K | 800lm | EEK=F  
8kWh/1000h



Art. Nr.: 1005303 | 12.90 CHF

### PARA CONE 30 PD, E27



220-240V ~50/60Hz  
Material: Aluminium / Stahl

- Textilkabel
- schwarz/gold Version mit goldenem Reflektor
- Alle anderen Version mit weißen Reflektor



Socket: 1xE27

| Variante         | Art.Nr. | CHF    |
|------------------|---------|--------|
| ● schwarz / gold | 133060  | 219.00 |
| ● kupfer         | 133019  | 249.00 |



A60 | 7.5W | 320°  
2700K | 800lm | EEK=F  
8kWh/1000h



Art. Nr.: 1005303 | 12.90 CHF



| Artikel                     | Art.Nr. | CHF   |
|-----------------------------|---------|-------|
| 1Ph.-Adapter                |         |       |
| ● schwarz                   | 143120  | 17.00 |
| ○ weiß                      | 143121  | 17.00 |
| ● grau                      | 143124  | 17.00 |
| 3-Phasen Leuchtenadapter    |         |       |
| ● schwarz                   | 145990  | 24.50 |
| ● grau                      | 145994  | 24.50 |
| ○ weiß                      | 1001542 | 24.50 |
| Deckenrosette Aufbau        |         |       |
| ● schwarz                   | 1004744 | 42.65 |
| ○ weiß                      | 1004745 | 42.65 |
| ● chrom                     | 1004746 | 49.10 |
| Deckenrosette Einbau        |         |       |
| ● schwarz                   | 1004674 | 27.70 |
| ○ weiß                      | 1004675 | 27.70 |
| Fitu 1er Deckenrosette rund |         |       |
| ● schwarz                   | 132600  | 33.00 |
| ● chrom                     | 132605  | 35.20 |
| Fitu 1er Deckenrosette      |         |       |
| ○ weiß                      | 132601  | 33.00 |



1002949 311

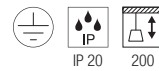
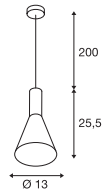
1002951 310

1002950 311



1002949 311

## PHELIA 10 PD, E27



220-240V ~50/60Hz  
Material: Aluminium

- Textilkabel



Socket: 1xE27

| Variante         | Art.Nr. | CHF    |
|------------------|---------|--------|
| ● schwarz / gold | 1002951 | 169.00 |




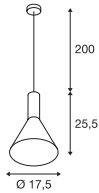
A60 | 7.5W | 180°  
2700K | 720lm | EEK=F  
8kWh/1000h



Art. Nr.: 1005305 | 24.50 CHF



PHELIA 20  
PD, E27



220-240V ~50/60Hz  
Material: Aluminium

- Textilkabel



Socket: 1xE27

| Variante          | Art.Nr. | CHF    |
|-------------------|---------|--------|
| ●● schwarz / gold | 1002948 | 185.00 |

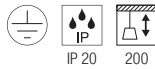
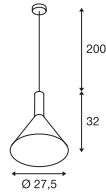


LED E27 | 13.2W | 220°  
2700K | 1300lm | EEK=F  
13kWh/1000h



Art. Nr.: 1005302 | 17.00 CHF

PHELIA 25  
PD, E27



220-240V ~50/60Hz  
Material: Aluminium

- Textilkabel



Socket: 1xE27

| Variante          | Art.Nr. | CHF    |
|-------------------|---------|--------|
| ●● schwarz / gold | 1002949 | 209.00 |

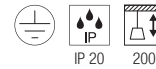
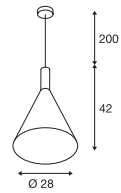


LED E27 | 13.2W | 220°  
2700K | 1300lm | EEK=F  
13kWh/1000h



Art. Nr.: 1005302 | 17.00 CHF

PHELIA 30  
PD, E27



220-240V ~50/60Hz  
Material: Aluminium

- Textilkabel



Socket: 1xE27

| Variante          | Art.Nr. | CHF    |
|-------------------|---------|--------|
| ●● schwarz / gold | 1002950 | 239.00 |



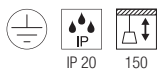
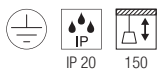
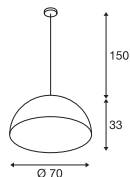
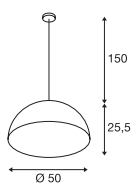
G125 | 7.5W | 320°  
2700K | 800lm  
EEK=F 8kWh/1000h



Art. Nr.: 1005310 | 27.70 CHF

FORCHINI 50  
PD, E27

FORCHINI 70  
PD, E27



220-240V ~50/60Hz  
Material: GFK

220-240V ~50/60Hz  
Material: GFK

- Textilkabel

- Textilkabel



Socket: 1xE27 max. L: 20 cm

Socket: 1xE27 max. L: 20 cm

| Variante          | Art.Nr. | CHF    |
|-------------------|---------|--------|
| ●● schwarz / gold | 155530  | 259.00 |

| Variante          | Art.Nr. | CHF    |
|-------------------|---------|--------|
| ●● schwarz / gold | 1001701 | 469.00 |



A60 | 7.5W | 180°  
2700K | 720lm | EEK=F  
8kWh/1000h




Art. Nr.: 1005305 | 24.50 CHF



LED E27 | 13.2W | 220°  
2700K | 1300lm | EEK=F  
13kWh/1000h



Art. Nr.: 1005302 | 17.00 CHF



155910 312




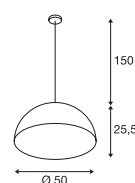
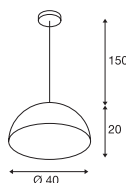
1001701 311





FORCHINI M 40  
PD, E27

FORCHINI M 50  
PD, E27



IP 20 150

220-240V ~50/60Hz  
Material: Aluminium / Stahl

- Textilkabel



Socket: 1xE27 max. L: 15,2 cm

| Variante          | Art.Nr. | CHF    |
|-------------------|---------|--------|
| ●● schwarz / gold | 155910  | 249.00 |



A60 | 7.5W | 180°  
2700K | 720lm | EEK=F  
8kWh/1000h



Art. Nr.: 1005305 | 24.50 CHF



IP 20 150

220-240V ~50/60Hz  
Material: Aluminium / Stahl

- Textilkabel



Socket: 1xE27 max. L: 18 cm

| Variante          | Art.Nr. | CHF    |
|-------------------|---------|--------|
| ●● schwarz / gold | 155930  | 289.00 |



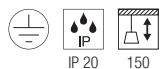
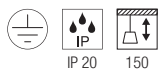
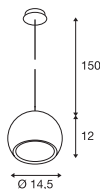
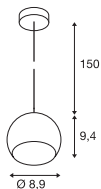
LED E27 | 13.2W | 220°  
2700K | 1300lm | EEK=F  
13kWh/1000h



Art. Nr.: 1005302 | 17.00 CHF

LIGHT EYE® 90  
PD, GU10

LIGHT EYE® 150  
PD, QPAR111



220-240V ~50/60Hz  
Material: Stahl

220-240V ~50/60Hz  
Material: Stahl

- Textilkabel

- Textilkabel



Socket: 1xGU10

Socket: 1xGU10

| Variante          | Art.Nr. | CHF    |
|-------------------|---------|--------|
| ● schwarz / chrom | 133490  | 102.00 |

| Variante       | Art.Nr. | CHF    |
|----------------|---------|--------|
| ○ weiß / chrom | 133481  | 138.00 |
| ● chrom        | 133482  | 149.00 |
| ● kupfer       | 133489  | 185.00 |



LED GU10 51mm | 5W | 38°  
2700-6500K | 350lm | EEK=G



Art. Nr.: 1005311 | 44.90 CHF



QPAR111 | 12.5W | 30°  
2700K | 950lm | EEK=F  
13kWh/1000h



Art. Nr.: 1005276 | 62.00 CHF



| Artikel                       | Art.Nr. | CHF   |
|-------------------------------|---------|-------|
| Leuchtmittel Dekoring Ø 5,7cm |         |       |
| ● schwarz                     | 151040  | 7.90  |
| ○ weiß                        | 151041  | 7.90  |
| ● chrom                       | 151049  | 11.90 |



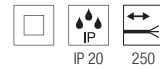
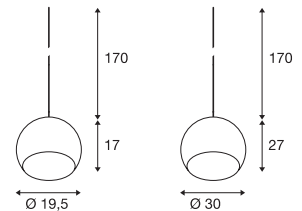
133482 314



133481 314

**SUN / BIG SUN**  
PD, E27

1002045 315

220-240V ~50/60Hz  
Material: Stahl / Glas

- Passendes Zubehör finden Sie auf Seite 295
- offenes Kabelende

**SOCKET**  
**INSIDE** <60 W

Sockel: 1xE27

max. Ø: 7 cm

L: 12 cm

| Variante            | Art.Nr. | CHF    |
|---------------------|---------|--------|
| ○ 1xE27   Ø: 19.5cm | 1002045 | 117.00 |
| ○ 1xE27   Ø: 30cm   | 1002046 | 209.00 |

A60 | 7.5W | 320°  
2700K | 800lm | EEK=F  
8kWh/1000h


Art. Nr.: 1005303 | 12.90 CHF



165410 317




165400 317



165390 317



### ROTOBALL 25 PD, E27



220-240V ~50/60Hz  
Material: Stahl / Polyethylen (PE)



Socket: 1xE27 max. Ø: 7 cm

| Variante                   | Art.Nr. | CHF    |
|----------------------------|---------|--------|
| <input type="radio"/> weiß | 165390  | 202.00 |

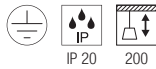


LED E27 | 13.2W | 220°  
2700K | 1300lm | EEK=F  
13kWh/1000h



Art. Nr.: 1005302 | 17.00 CHF

### ROTOBALL 40 PD, E27



220-240V ~50/60Hz  
Material: Stahl / Polyethylen (PE)



Socket: 1xE27 max. Ø: 9.5 cm

| Variante                   | Art.Nr. | CHF    |
|----------------------------|---------|--------|
| <input type="radio"/> weiß | 165410  | 219.00 |

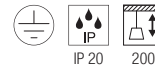



LED E27 | 13.2W | 220°  
2700K | 1300lm | EEK=F  
13kWh/1000h



Art. Nr.: 1005302 | 17.00 CHF

### ROTOBALL 50 PD, E27



220-240V ~50/60Hz  
Material: Stahl / Polyethylen (PE)



Socket: 1xE27 max. Ø: 9.5 cm

| Variante                   | Art.Nr. | CHF    |
|----------------------------|---------|--------|
| <input type="radio"/> weiß | 165400  | 279.00 |

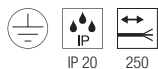
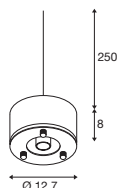


LED E27 | 13.2W | 220°  
2700K | 1300lm | EEK=F  
13kWh/1000h



Art. Nr.: 1005302 | 17.00 CHF

## PARA DOME PD, E27





220-240V ~50/60Hz  
Material: Aluminium

- offenes Kabelende

**SECKET**  
**INSIDE** <150  
W

Socket: 1xE27 max. Ø: 7 cm

| Variante  | Art.Nr. | CHF   |
|-----------|---------|-------|
| ● schwarz | 1005214 | 99.00 |
| ● grau    | 1005215 | 99.00 |

LED E27 | 13.2W | 220°  
2700K | 1300lm | EEK=F  
13kWh/1000h  

Art. Nr.: 1005302 | 17.00 CHF

| Artikel                     | Art.Nr. | CHF   |
|-----------------------------|---------|-------|
| 1Ph.-Adapter                |         |       |
| ● schwarz                   | 143120  | 17.00 |
| 3-Phasen Leuchtenadapter    |         |       |
| ● schwarz                   | 145990  | 24.50 |
| Deckenrosette Aufbau        |         |       |
| ● schwarz                   | 1004744 | 42.65 |
| Deckenrosette               |         |       |
| ● schwarz                   | 210060  | 41.60 |
| Fitu 1er Deckenrosette rund |         |       |
| ● schwarz                   | 132600  | 33.00 |

## PARA DOME Schirm



NEW



H: 20.6 cm  
Ø: 30.8 cm  
Material: Aluminium

| Variante         | Art.Nr. | CHF    |
|------------------|---------|--------|
| ● schwarz        | 1005216 | 132.00 |
| ● schwarz / gold | 1006410 | 118.00 |
| ● grau           | 1005217 | 132.00 |

## PARA DOME Schirm



H: 20 cm  
Ø: 31.5 cm  
Material: Polycarbonat (PC)

| Variante      | Art.Nr. | CHF    |
|---------------|---------|--------|
| ○ transparent | 1005218 | 132.00 |



165358 319



165359 319

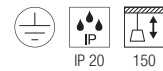
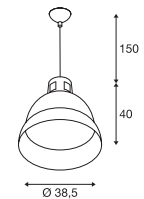


## PARA 380

PD, E27

165359

319



220-240V ~50/60Hz  
Material: Aluminium

**SOCKET** **INSIDE** <20  
W

Socket: 1xE27

| Variante    | Art.Nr. | CHF    |
|-------------|---------|--------|
| ● schwarz   | 165359  | 202.00 |
| ● aluminium | 165358  | 202.00 |



LED E27 | 13.2W | 220°  
2700K | 1300lm | EEC=F  
13kWh/1000h



Art. Nr.: 1005302 | 17.00 CHF

1007612 325







LED  
LYGANT | 325



LED  
LYGANT | 325



SOCKET  
VARYT | 327



LED  
SEDO 7 | 329



LED  
SEDO 14 | 329



LED  
SEDO 21 | 329



LED  
TRUKKO | 330



LED  
TRUKKO | 330



LED  
TRUKKO | 331



LED  
TRUKKO 80 | 331



LED  
TRUKKO 60 | 332



LED  
TRUKKO 90 | 332



LED  
MARYLIN 40 | 333



LED  
WL 149 | 334



SOCKET  
WL 149 | 334



SOCKET  
WL 106 | 335



SOCKET  
WL 106 | 335



SOCKET  
MIBO UP/DOWN | 337



LED  
MAGANDA | 337



LED  
DORISA 30 | 339



LED  
DORISA 50 | 339



LED  
GLENOS® 60 | 339




LED  
L-LINE 60 | 341




LED  
L-LINE 120 | 341




LED  
Q-LINE® | 341



SOCKET  
PANTILO ROPE | 345



SOCKET  
ASTO TUBE | 347



SOCKET  
ASTO TUBE | 347



LED  
MANA BASE | 349



LED  
MANA BASE | 349



LED  
MANA 40 | 319



LED  
MANA 60 | 349



LED  
MANA | 351



LED  
MANA | 351



LED  
MANA | 351



LED  
MANA | 353



LED  
MANA | 353



LED  
MANA | 353



LED  
MANA | 353



LED  
OCULUS | 355



LED  
OCULUS  
UP/DOWN | 355



SOCKET  
PLASTRA | 356



**SCKET**  
PLASTRA | 356



**SCKET**  
PLASTRA | 357



**SCKET**  
PLASTRA | 357



**SCKET**  
PLASTRA | 359



**LED**  
PLASTRA | 359



**LED**  
PLASTRA | 359



**SCKET**  
PLASTRA | 360



**SCKET**  
PLASTRA 101 | 361



**SCKET**  
PLASTRA | 361



**SCKET**  
PLASTRA 104 | 361



**LED**  
LOGS IN | 362



**LED**  
LOGS IN | 362



**LED**  
LOGS IN L | 363



**LED**  
LOGS IN L | 363



**LED**  
QUAD FRAME 14 | 364



**LED**  
QUAD FRAME 19 | 364



**LED**  
SHELL 15 | 365



**LED**  
SHELL 30 | 365



**LED**  
ASSO 300 | 366



**LED**  
ASSO 300 | 367



**SCKET**  
OSSA 180 | 367



**SCKET**  
OSSA 300 | 367



**LED**  
CARISO | 368



**LED**  
CARISO | 368



**LED**  
CHROMBO | 369



**LED**  
DIRETO 60 | 370



**LED**  
DIRETO 90 | 370



**LED**  
ARLINA 60 | 371



**LED**  
ARLINA 130 | 371



**SCKET**  
ANDREAS | 373



**SCKET**  
DENA 30 | 373



**SCKET**  
BASKET | 373



**SCKET**  
QUADRASS | 375



**LED**  
QUADRASS  
SPOT | 375



**SCKET**  
LISENNE | 375



**SCKET**  
FITU | 376



**SCKET**  
FITU CUBE | 376



**SCKET**  
THEO UP/DOWN | 377



**SCKET**  
SOLID CUBE | 377



**ENOLA B** | 379



**ENOLA B** | 379



**ASTINA  
UP/DOWN** | 379



**S**CKET

FENDA | 380



FENDA | 380



**LED**

KENKUA SPOT | 381



**LED**

COUPA FLEX | 381



**LED**

KARPO MAGN | 382



**LED**

KARPO GOOSE | 382



**LED**

KARPO 30 | 383



**LED**

KARPO | 383



**LED**

SOMNILA SPOT | 384



**LED**

SOMNILA SPOT | 385



**LED**

SOMNILA FLEX | 385



**LED**

SOMNILA FLEX | 385



**S**CKET

DIO FLEX PLATE | 387



**LED**

DIO FLEX PLATE | 387



**LED**

DIO FLEX PLATE | 387



**S**CKET

PHELIA | 388



**LED**

MERADO FLOOD | 388



**S**CKET

DISPLAY ADL 50 | 389

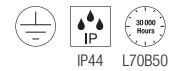

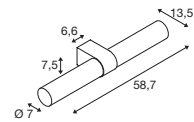
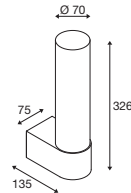
1007619 325





LYGANT  
WL, single

LYGANT  
WL, double



220-240V ~50/60Hz | 700mA  
Systemleistung: 8W  
Material: Edelstahl/Glas

220-240V ~50/60Hz | 500mA  
Systemleistung: 11W  
Material: Edelstahl/Glas




Down 560lm | 3000K


Down 800lm | 3000K

| Variante  | Art.Nr. | CHF    |
|-----------|---------|--------|
| ● schwarz | 1007614 | 286.40 |
| ○ weiß    | 1007613 | 286.40 |
| ● messing | 1007612 | 320.90 |
| ● chrom   | 1007615 | 320.90 |

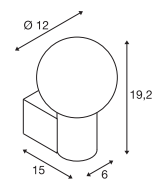
| Variante  | Art.Nr. | CHF    |
|-----------|---------|--------|
| ● schwarz | 1007618 | 412.90 |
| ○ weiß    | 1007617 | 412.90 |
| ● messing | 1007616 | 442.80 |
| ● chrom   | 1007619 | 442.80 |

1007603 327





## VARYT WL, E14



220-240V ~50/60Hz  
Material: Edelstahl/Glas 1007601  
Stahl/Glas 1007603, 1007602, 1007600

**SOCKET  
INSIDE** <6  
W

Socket: 1xE14 max. Ø: 3.8 cm L: 11 cm

| Variante  | Art.Nr. | CHF    |
|-----------|---------|--------|
| ● schwarz | 1007603 | 166.80 |
| ○ weiß    | 1007602 | 166.80 |
| ● messing | 1007601 | 205.90 |
| ● chrom   | 1007600 | 182.90 |




C35 | 4.2W | 320°  
2700K | 350lm | EEK=G  
5kWh/1000h



Art. Nr.: 1005285 | 12.90 CHF



151796 329


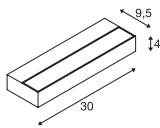


1002964 329





SEDO 7  
WL



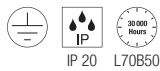
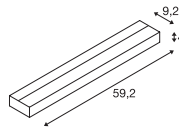
220-240V ~50/60Hz | 350mA  
Systemleistung: 11.5W  
Material: Aluminium / Glas



Down 1020lm | 3000K

| Variante    | Art.Nr. | CHF    |
|-------------|---------|--------|
| ○ weiß      | 1002962 | 229.00 |
| ● aluminium | 1002964 | 239.00 |

SEDO 14  
WL



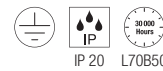
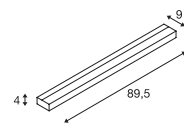
220-240V ~50/60Hz | 500mA  
Systemleistung: 18W  
Material: Aluminium / Glas



Down 1300lm | 3000K

| Variante    | Art.Nr. | CHF    |
|-------------|---------|--------|
| ○ weiß      | 151781  | 289.00 |
| ● aluminium | 151786  | 299.00 |

SEDO 21  
WL



220-240V ~50/60Hz | 700mA  
Systemleistung: 30W  
Material: Aluminium / Glas



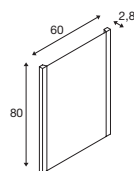

Down 2500lm | 3000K

| Variante    | Art.Nr. | CHF    |
|-------------|---------|--------|
| ○ weiß      | 151791  | 359.00 |
| ● aluminium | 151796  | 359.00 |

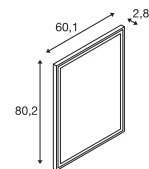
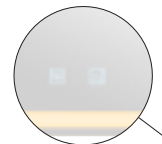


1004729 330

## TRUKKO WL, eckig, Spiegelheizung



## TRUKKO WL, rechteckig



1004730 330



IP 44

220-240V ~50/60Hz | 24V  
Systemleistung: 24W  
Material: Glas / Aluminium

- inkl. Spiegelheizung
- Lichtfarbe einstellbar durch Touchfunktion



1310lm | 3000K | 1320lm | 4000K | 1340lm | 6500K

| Variante           | Art.Nr. | CHF    |
|--------------------|---------|--------|
| ○ silber / milchig | 1004729 | 469.00 |



IP 44

220-240V ~50/60Hz | 24V  
Systemleistung: 25W  
Material: Glas / Kunststoff

- inkl. Spiegelheizung
- Lichtfarbe einstellbar durch Touchfunktion



1080lm | 3000K | 1290lm | 4000K | 1250lm | 6500K


| Variante           | Art.Nr. | CHF    |
|--------------------|---------|--------|
| ○ silber / milchig | 1004730 | 439.00 |




1007201 331



TRUKKO  
WL, rund

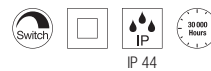


TRUKKO 80  
WL, rund



220-240V ~50/60Hz | 24V  
Systemleistung: 25W  
Material: Glas / ABS

- inkl. Spiegelheizung
- Lichtfarbe einstellbar durch Touchfunktion



220-240V ~50/60Hz | 24V  
Systemleistung: 23W  
Material: Glas / ABS

- inkl. Spiegelheizung
- Lichtfarbe einstellbar durch Touchfunktion

1007202 331



730lm | 3000K | 710lm | 4000K | 720lm | 6500K

| Variante                                 | Art.Nr. | CHF    |
|--|---------|--------|
| ○ silber / milchig<br>1270/1260/1260lm   | 1004731 | 499.00 |
| ● transparent / schwarz<br>730/710/720lm | 1007201 | 499.00 |

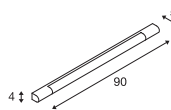
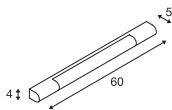


730lm | 3000K | 740lm | 4000K | 790lm | 6500K

| Variante                                 | Art.Nr. | CHF    |
|--|---------|--------|
| ○ silber / milchig<br>1100/1130/1210lm   | 1007200 | 699.00 |
| ● transparent / schwarz<br>730/740/790lm | 1007202 | 699.00 |

TRUKKO 60  
WL

TRUKKO 90  
WL



220-240V ~50/60Hz | 500mA  
Systemleistung: 9.2W  
Material: Aluminium / Kunststoff

220-240V ~50/60Hz | 500mA  
Systemleistung: 12W  
Material: Aluminium / Kunststoff



Down 750lm | 3000K

Down 1040lm | 3000K

| Variante | Art.Nr. | CHF    |
|----------|---------|--------|
| ● chrom  | 149762  | 202.00 |

| Variante | Art.Nr. | CHF    |
|----------|---------|--------|
| ● chrom  | 149772  | 219.00 |

149772 332



149772 332

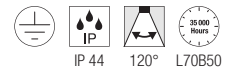
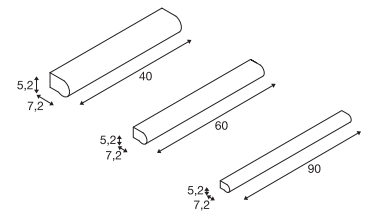




## MARYLIN 40/60/90 WL



1002191 333



IP 44 120° L70B50

220-240V ~50/60Hz | 350mA  
Systemleistung: 9.8W  
Material: Aluminium / Polycarbonat (PC)

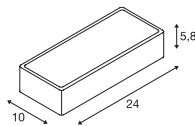
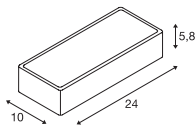


Down 890lm | 3000K | 980lm | 4000K

| Variante                               | Art.Nr. | CHF    |
|--|---------|--------|
| ● chrom   L: 40cm<br>890/980lm   9.8W  | 1002190 | 275.00 |
| ● chrom   L: 60cm<br>1170/1280lm   16W | 1002191 | 345.00 |
| ● chrom   L: 90cm<br>1800/1990lm   21W | 1002192 | 419.00 |

WL 149  
WL, PHASE

WL 149  
WL, QT-DE12



220-240V ~50/60Hz | 350mA  
Systemleistung: 14W  
Material: Stahl / Glas



220-240V ~50/60Hz  
Material: Stahl / Glas



Down 1050lm | 3000K



Socket: R7s 78mm

| Variante                   | Art.Nr. | CHF    |
|----------------------------|---------|--------|
| <input type="radio"/> weiß | 149511  | 187.00 |

| Variante                               | Art.Nr. | CHF   |
|--|---------|-------|
| <input type="radio"/> weiß / gefrostet | 149471  | 99.00 |



LED R7s | 9W | 330°  
3000K | 1050lm | EEK=E  
9kWh/1000h



Art. Nr.: 1005287 | 27.70 CHF

149511 334



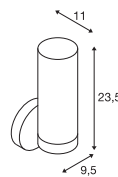
149471 334





1002228 335

WL 106  
E14



220-240V ~50/60Hz  
Material: Aluminium / Glas



Socket: 1xE14 max. Ø: 3.6 cm L: 11 cm

| Variante | Art.Nr. | CHF    |
|----------|---------|--------|
| ● chrom  | 1002228 | 117.00 |

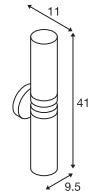


C35 | 4.2W | 320°  
2700K | 350lm | EEK=G  
5kWh/1000h



Art. Nr.: 1005285 | 12.90 CHF

WL 106  
E14



220-240V ~50/60Hz  
Material: Aluminium / Glas



Socket: 2xE14 max. Ø: 3.6 cm L: 11 cm

| Variante | Art.Nr. | CHF    |
|----------|---------|--------|
| ● chrom  | 1002229 | 209.00 |



C35 | 4.2W | 320°  
2700K | 350lm | EEK=G  
5kWh/1000h



Art. Nr.: 1005285 | 12.90 CHF

1004971 337

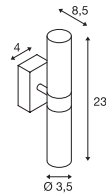






## MIBO UP/DOWN WL, QT14

151282 337



IP 21

220-240V ~50/60Hz  
Material: Aluminium / Glas



Socket: 2xG9

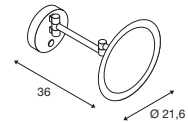
| Variante | Art.Nr. | CHF    |
|----------|---------|--------|
| ● chrom  | 151282  | 117.00 |



LED G9 | 3.6W | 300°  
3000K | 400lm | EEK=E  
4kWh/1000h

Art. Nr.: 1005286 | 12.90 CHF

## MAGANDA WL



IP 44

IK02

L70B50

90°

100-240V ~50/60Hz | 12V  
Systemleistung: 4.8W  
Material: Stahl / Glas

- Lichtfarbe über Gehäuseschalter einstellbar.



45.4lm | 2700K | 48lm | 3000K | 51lm | 4000K

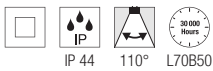
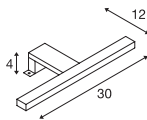
| Variante | Art.Nr. | CHF    |
|----------|---------|--------|
| ● chrom  | 1004971 | 229.00 |

1003507 339





DORISA 30  
WL



200-240V ~50Hz | 340mA  
Systemleistung: 5.2W  
Material: Aluminium / Kunststoff

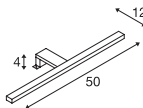
- Klemmbereich: 0-6 mm
- Durch demontage der Halterung zur Spiegelleuchte umfunktionierbar



Down 300lm | 4000K

| Variante | Art.Nr. | CHF    |
|----------|---------|--------|
| ● chrom  | 1000777 | 131.00 |

DORISA 50  
WL



200-240V ~50Hz | 340mA  
Systemleistung: 6.6W  
Material: Aluminium / Kunststoff

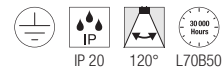
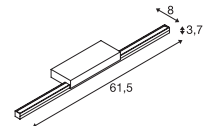
- Klemmbereich: 0-6 mm
- Durch demontage der Halterung zur Spiegelleuchte umfunktionierbar



Down 370lm | 4000K

| Variante | Art.Nr. | CHF    |
|----------|---------|--------|
| ● chrom  | 1000780 | 149.00 |

GLENOS® 60  
WL



220-240V ~50/60Hz | 500mA  
Systemleistung: 12W  
Material: Aluminium / Polycarbonat (PC)



Down 1170lm | 3000K / 4000K

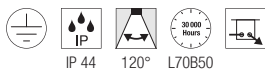
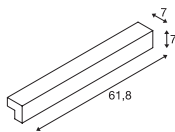
| Variante  | Art.Nr. | CHF    |
|-----------|---------|--------|
| ● schwarz | 1003506 | 209.00 |
| ○ weiß    | 1003507 | 209.00 |
| ● grau    | 1003508 | 209.00 |

1000669 341





L-LINE 60  
WL



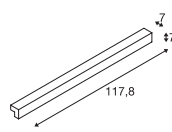
220-240V ~50/60Hz | 350mA  
Systemleistung: 10W  
Material: Aluminium / Polycarbonat (PC)



Down 820lm | 3000K

| Variante | Art.Nr. | CHF    |
|----------|---------|--------|
| ○ weiß   | 1001299 | 279.00 |
| ● silber | 1001300 | 279.00 |

L-LINE 120  
WL



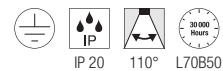
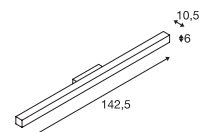
220-240V ~50/60Hz | 350mA  
Systemleistung: 18.5W  
Material: Aluminium / Polycarbonat (PC)



Down 1650lm | 3000K

| Variante | Art.Nr. | CHF    |
|----------|---------|--------|
| ○ weiß   | 1001303 | 419.00 |
| ● silber | 1001304 | 419.00 |

Q-LINE®  
WL



220-240V ~50/60Hz | 700mA  
Systemleistung: 45W  
Material: Aluminium / Acryl

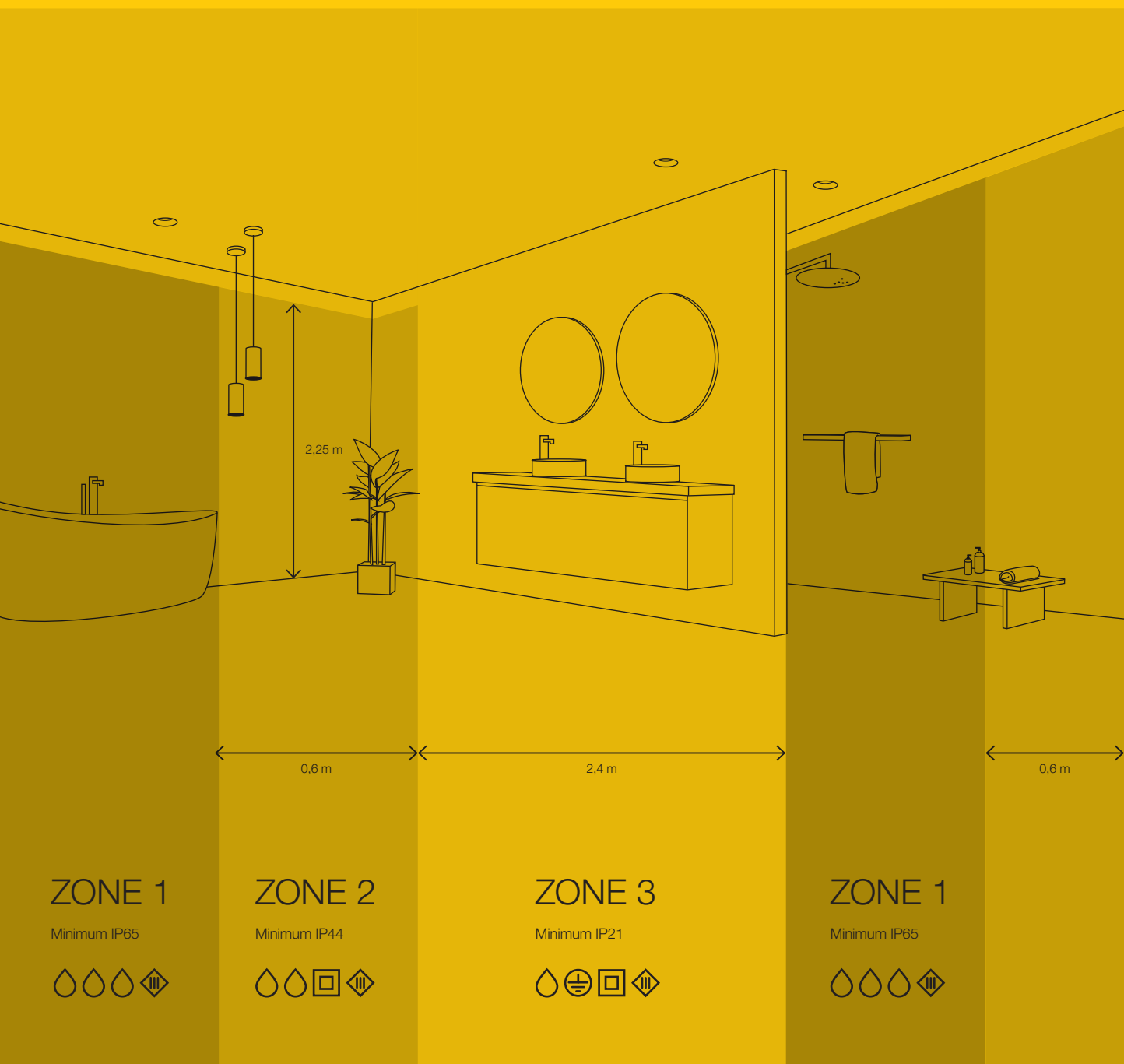


Down 3800lm | 3000K

| Variante  | Art.Nr. | CHF    |
|-----------|---------|--------|
| ● schwarz | 1000669 | 539.00 |
| ○ weiß    | 1000668 | 539.00 |
| ● grau    | 1000670 | 539.00 |

# IP KLASSEN

Licht auf Nummer sicher erleben. Mit SLV Innenleuchten und der richtigen IP-Schutzart für die richtige Einsatzzone kein Problem.



Um die Beleuchtung in modernen Wohlfühloasen nicht nur funktional und besonders erholsam, sondern gleichzeitig sicher zu gestalten, muss je nach Einsatzzone die richtige IP-Schutzart gewählt werden.

Die Abkürzung IP steht für Ingress Protection. Im englischen Sprachraum wird sie auch mit Ingress Protection, dem Schutz gegen Eindringen, übersetzt. So gibt der genormte IP-Code mit der ersten Ziffer den Schutz gegen Fremdkörper und Berührung an, während die zweite Ziffer die Dichtigkeit gegenüber Wasser und Feuchtigkeit beschreibt. Und auf Letzteres kommt es vor allem im Bad und Außenbereichen ganz besonders an.

## FREMDKÖRPER WASSER

|   |   |   |   |
|---|---|---|---|
| Kein Schutz   | 0 | 0 | Kein Schutz   |
| Geschützt gegen Zugang mit dem Handrücken (Durchmesser > 50 mm)         | 1 | 1 | Schutz gegen senkrecht fallender Tropfwasser                                |
| Geschützt gegen Zugang mit einem Finger (Durchmesser > 12,5 mm)         | 2 | 2 | Schutz gegen fallendes Tropfwasser, wenn das Gehäuse bis zu 15° geneigt ist |
| Geschützt gegen Zugang mit einem Werkzeug (Durchmesser > 2,5 mm)        | 3 | 3 | Schutz gegen fallendes Sprühwasser bis 60° gegen die Senkrechte             |
| Geschützt gegen Zugang mit einem Draht (Durchmesser > 1 mm)             | 4 | 4 | Schutz gegen allseitiges Spritzwasser                                       |
| Vollständiger Schutz gegen Berührung (gegen Staub in schädlicher Menge) | 5 | 5 | Schutz gegen Strahlwasser (Düse) aus beliebigem Winkel                      |
| Vollständiger Schutz gegen Berührung (staubdicht)                       | 6 | 6 | Schutz gegen starkes Strahlwasser   |
|   |   | 7 | Schutz gegen zeitweiliges Untertauchen                                      |
|   |   | 8 | Schutz gegen dauerndes Untertauchen   |

### BEISPIEL IP 65:

Das Produkt hat mit Stufe 6 den höchsten Staubschutz und mit Stufe 5 einen hohen Schutz gegen Strahlwasser. Es kann damit sowohl als staub- als auch wasserdicht eingestuft werden.





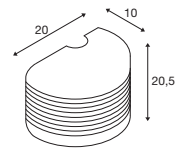


## PANTILO ROPE WL, G9

1007595 345



NEW



200-240V ~50/60Hz  
Material: Stahl

**SOCKET**  
**INSIDE** <15  
W

Socket: 1xG9

max. Ø: 3 cm

L: 6 cm



| Variante | Art.Nr. | CHF    |
|----------|---------|--------|
| ● gold   | 1007595 | 205.90 |
| ● silber | 1007594 | 205.90 |



LED G9 | 3.6W | 300°  
3000K | 400lm | EEK=E  
4kWh/1000h

Art. Nr.: 1005286 | 12.90 CHF







ASTO TUBE  
WL, single, GU10



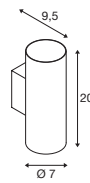
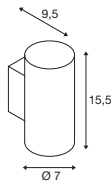
ASTO TUBE  
WL, up/down, GU10



ASTO TUBE  
Dekoreflektor



H: 3.95 cm  
Ø: 6.75 cm  
Material: Polycarbonat (PC)



| Variante       | Art.Nr. | CHF  |
|----------------|---------|------|
| ● schwarzchrom | 1007190 | 5.20 |
| ● gold         | 1006450 | 5.20 |
| ● chrom        | 1006449 | 5.20 |
| ● kupfer       | 1006451 | 5.20 |



220-240V ~50/60Hz  
Material: Aluminium



220-240V ~50/60Hz  
Material: Aluminium




Socket: 1xGU10




Socket: 2xGU10

| Variante  | Art.Nr. | CHF   |
|-----------|---------|-------|
| ● schwarz | 1006441 | 74.90 |
| ○ weiß    | 1006442 | 74.90 |


| Variante  | Art.Nr. | CHF   |
|-----------|---------|-------|
| ● schwarz | 1006443 | 99.90 |
| ○ weiß    | 1006444 | 99.90 |



1004969 + 1004660 349

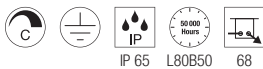
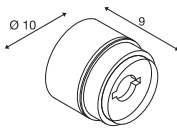


1004657 + 1004663 349





## MANA BASE WL, rund, PHASE



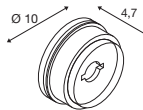
220-240V ~50/60Hz | 350mA  
Systemleistung: 15W  
Material: Aluminium / Polycarbonat (PC)



Down 800lm | 2700K | 820lm | 3000K

| Variante    | Art.Nr. | CHF    |
|-------------|---------|--------|
| ● anthrazit | 1006319 | 229.00 |

## MANA BASE rund



Material: Aluminium / Polycarbonat (PC)

- Unbeleuchtete Basis für runde MANA Schirme

| Variante    | Art.Nr. | CHF   |
|-------------|---------|-------|
| ● anthrazit | 1004969 | 33.00 |

## MANA 40 Schirm, rund



H: 6 cm  
Ø: 40 cm  
Material: Filz / Aluminium

- Die Filzschirme können bei Mehrfachanordnung an der Wand schallabsorbierend wirken

| Variante | Art.Nr. | CHF    |
|----------|---------|--------|
| ● grau   | 1004661 | 124.00 |
| ● beige  | 1004660 | 124.00 |

## MANA 60 Schirm, rund



H: 6 cm  
Ø: 60 cm  
Material: Filz / Aluminium

- Die Filzschirme können bei Mehrfachanordnung an der Wand schallabsorbierend wirken

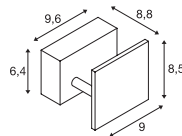
| Variante | Art.Nr. | CHF    |
|----------|---------|--------|
| ● grau   | 1004663 | 172.00 |
| ● beige  | 1004662 | 172.00 |

1000613 + 1000824 351





## MANA WL, Basis, PHASE



220-240V ~50/60Hz | 350mA  
Systemleistung: 8.3W  
Material: Aluminium / Stahl



Down 520lm | 2000-3000K

| Variante | Art.Nr.        | CHF           |
|----------|----------------|---------------|
| ○ weiß   | <b>1000613</b> | <b>172.00</b> |

## MANA Schirm



IP 20

L: 12 cm H: 10 cm T: 9 cm  
Material: Holz

- passend nur zu 1000613

| Variante       | Art.Nr.        | CHF          |
|----------------|----------------|--------------|
| ○ weiß         | <b>1000618</b> | <b>59.00</b> |
| ● grau / braun | <b>1000616</b> | <b>59.00</b> |

## MANA Schirm



IP 20

B: 13.6 cm H: 10 cm T: 9.5 cm  
Material: Gips / Stahl

- passend nur zu 1000613
- Individuell mit Wandfarbe überstreichbar/  
tapezierbar

| Variante | Art.Nr.        | CHF          |
|----------|----------------|--------------|
| ○ weiß   | <b>1000824</b> | <b>45.90</b> |

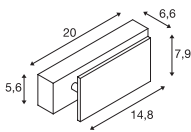
1000615 + 1000823 353







### MANA WL, Basis, PHASE



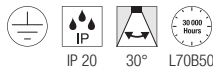
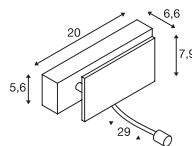
220-240V ~50/60Hz | 350mA  
Systemleistung: 15W  
Material: Aluminium / Stahl



Down 700lm | 2000-3000K

| Variante | Art.Nr. | CHF    |
|----------|---------|--------|
| ○ weiß   | 1000614 | 202.00 |

### MANA WL, Basis



220-240V ~50/60Hz | 350/500mA  
Systemleistung: 11W  
Material: Aluminium / Stahl

- Spot separat schaltbar



Down 650lm | 3000K

| Variante       | Art.Nr. | CHF    |
|----------------|---------|--------|
| ○ weiß / chrom | 1000615 | 249.00 |

### MANA Schirm



L: 29 cm H: 9.5 cm T: 7 cm  
Material: Holz

- passend nur zu 1000614/1000615

| Variante       | Art.Nr. | CHF   |
|----------------|---------|-------|
| ○ weiß         | 1000623 | 74.00 |
| ● grau / braun | 1000621 | 74.00 |

### MANA Schirm





B: 30.9 cm H: 9.5 cm T: 7.4 cm  
Material: Gips / Stahl

- passend nur zu 1000614/1000615
- Individuell mit Wandfarbe überstreichbar/tapezierbar

| Variante | Art.Nr. | CHF   |
|----------|---------|-------|
| ○ weiß   | 1000825 | 42.65 |

1006308 355






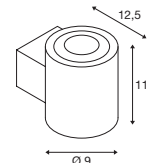
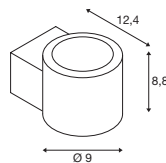
## OCULUS WL, single, PHASE



## OCULUS UP/DOWN WL, PHASE



1004671 355



220-240V ~50/60Hz | 350mA  
Systemleistung: 8.5W  
Material: Aluminium / Glas



220-240V ~50/60Hz | 700mA  
Systemleistung: 15W  
Material: Aluminium / Glas

- Zusätzliche gefrostete Linse inklusive



Down 570lm | 2000-3000K

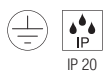
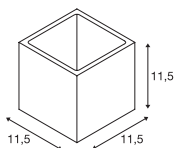


Up Down 22lm | 2000K - 555lm | 3000K

| Variante  | Art.Nr. | CHF    |
|-----------|---------|--------|
| ● schwarz | 1006307 | 279.00 |
| ○ weiß    | 1006308 | 279.00 |

| Variante  | Art.Nr. | CHF    |
|-----------|---------|--------|
| ● schwarz | 1004670 | 329.00 |
| ○ weiß    | 1004671 | 329.00 |

PLASTRA  
WL, Cube, QT14



220-240V ~50/60Hz  
Material: Gips / Stahl

- Individuell mit Wandfarbe überstreichbar/tapezierbar



Socket: 1xG9

| Variante                   | Art.Nr. | CHF   |
|----------------------------|---------|-------|
| <input type="radio"/> weiß | 148018  | 74.00 |

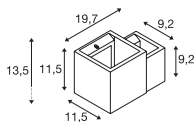



LED G9 | 3.6W | 300°  
3000K | 400lm | EEK=E  
4kWh/1000h

Art. Nr.: 1005286 | 12.90 CHF



PLASTRA  
WL, Cubes



220-240V ~50/60Hz  
Material: Gips / Stahl

- Individuell mit Wandfarbe überstreichbar/tapezierbar




Socket: 2xG9 max. Ø: 7 cm | L: 4 cm

| Variante                   | Art.Nr. | CHF   |
|----------------------------|---------|-------|
| <input type="radio"/> weiß | 1004733 | 70.00 |



LED G9 | 3.6W | 300°  
3000K | 400lm | EEK=E  
4kWh/1000h

Art. Nr.: 1005286 | 12.90 CHF



148018 356

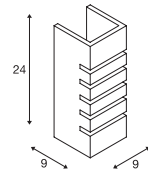
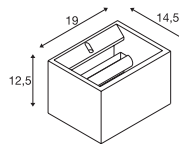


1002238 357



PLASTRA  
WL, rechteckig, QT-DE12

PLASTRA  
WL, E14



220-240V ~50/60Hz  
Material: Gips / Stahl

220-240V ~50/60Hz  
Material: Gips / Stahl

- Individuell mit Wandfarbe überstreichbar/tapezierbar

- Individuell mit Wandfarbe überstreichbar/tapezierbar



Socket: 1xR7s 118mm

Socket: 1xE14

| Variante                   | Art.Nr. | CHF    |
|----------------------------|---------|--------|
| <input type="radio"/> weiß | 1002238 | 106.00 |

| Variante                   | Art.Nr. | CHF   |
|----------------------------|---------|-------|
| <input type="radio"/> weiß | 148010  | 64.00 |



LED R7s | 15W | 330°  
3000K | 2000lm | EEK=E  
15kWh/1000h



Art. Nr.: 1005288 | 35.00 CHF



C35 | 4.2W | 320°  
2700K | 350lm | EEK=G  
5kWh/1000h




Art. Nr.: 1005285 | 12.90 CHF




148010 357

1004732 359

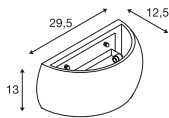


148091 359





PLASTRA  
WL, halbrund



220-240V ~50/60Hz  
Material: Gips / Stahl

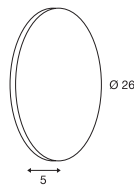
- Individuell mit Wandfarbe überstreichbar/tapezierbar



Socket: 1xR7s 118mm max. Ø: 2 cm L: 11.8 cm

| Variante                   | Art.Nr. | CHF   |
|----------------------------|---------|-------|
| <input type="radio"/> weiß | 1004732 | 85.00 |

PLASTRA  
WL, Shield rund



100-240V ~50/60Hz | 12V  
Systemleistung: 6.5W  
Material: Gips / Stahl

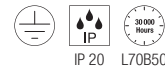
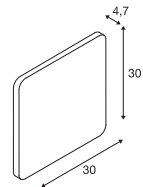
- Individuell mit Wandfarbe überstreichbar/tapezierbar



Down 375lm | 3000K

| Variante                   | Art.Nr. | CHF    |
|----------------------------|---------|--------|
| <input type="radio"/> weiß | 148091  | 202.00 |

PLASTRA  
WL, eckig



100-240V ~50/60Hz | 12V  
Systemleistung: 10.5W  
Material: Gips / Stahl

- Individuell mit Wandfarbe überstreichbar/tapezierbar



Down 650lm | 3000K

| Variante                   | Art.Nr. | CHF    |
|----------------------------|---------|--------|
| <input type="radio"/> weiß | 148019  | 259.00 |



LED R7s | 15W | 330°  
3000K | 2000lm | EEK=E  
15kWh/1000h

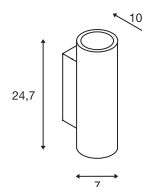


Art. Nr.: 1005288 | 35.00 CHF



148060 360

## PLASTRA WL, QPAR51



148013 361



IP 20

220-240V ~50/60Hz  
Material: Gips / Stahl

- Individuell mit Wandfarbe überstreichbar/tapezierbar

**SOCKET**  
**INSIDE**

<35  
W

Socket: 2xGU10

| Variante | Art.Nr. | CHF   |
|----------|---------|-------|
| ○ weiß   | 148060  | 85.00 |



LED GU10 51mm | 6W | 36°  
2200-2700K | 360lm | EEK=G

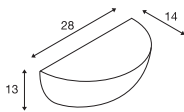


Art. Nr.: 1005273 | 12.90 CHF





PLASTRA 101  
WL, E14



220-240V ~50/60Hz  
Material: Gips / Stahl

- Individuell mit Wandfarbe überstreichbar/tapezierbar



Socket: 1xE14 max. Ø: 4.5 cm | L: 11 cm

| Variante | Art.Nr. | CHF   |
|----------|---------|-------|
| ○ weiß   | 148013  | 74.00 |

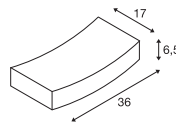


C35 | 4.2W | 320°  
2700K | 350lm | EEK=G  
5kWh/1000h



Art. Nr.: 1005285 | 12.90 CHF

PLASTRA  
WL, Curve, QT-DE12



220-240V ~50/60Hz  
Material: Gips / Stahl

- Individuell mit Wandfarbe überstreichbar/tapezierbar



Socket: 1xR7s 78mm

| Variante | Art.Nr. | CHF   |
|----------|---------|-------|
| ○ weiß   | 148012  | 88.00 |

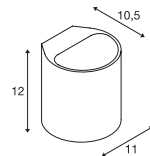


LED R7s | 9W | 330°  
3000K | 1050lm | EEK=E  
9kWh/1000h



Art. Nr.: 1005287 | 27.70 CHF

PLASTRA 104  
WL, QT14



220-240V ~50/60Hz  
Material: Gips / Stahl

- Individuell mit Wandfarbe überstreichbar/tapezierbar



Socket: 1xG9


| Variante | Art.Nr. | CHF   |
|----------|---------|-------|
| ○ weiß   | 148016  | 74.00 |



LED G9 | 3.6W | 300°  
3000K | 400lm | EEK=E  
4kWh/1000h

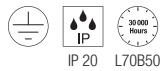
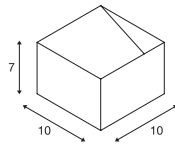


Art. Nr.: 1005286 | 12.90 CHF



151321 X362X

## LOGS IN WL



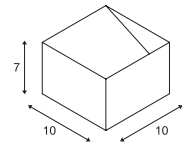
100-240V ~50/60Hz | 500mA  
Systemleistung: 6W  
Material: Aluminium



Down 300lm | 470lm | 3000K

| Variante                   | Art.Nr. | CHF    |
|----------------------------|---------|--------|
| ●● schwarz / gold<br>300lm | 151320  | 166.00 |
| ○ weiß<br>470lm            | 151321  | 156.00 |

## LOGS IN WL, PHASE



220-240V ~50/60Hz | 250mA  
Systemleistung: 11W  
Material: Aluminium



Down 430-690lm | 2000-3000K

| Variante                    | Art.Nr. | CHF    |
|-----------------------------|---------|--------|
| ●● schwarz / gold<br>430lm  | 1000638 | 209.00 |
| ○ weiß<br>690lm             | 1000639 | 209.00 |
| ● aluminium / weiß<br>690lm | 1000640 | 209.00 |

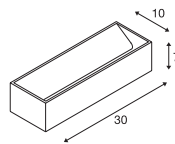


1000638 362



1002843 363

LOGS IN L  
WL, PHASE



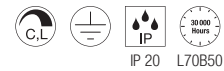
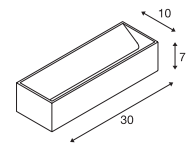
220-240V ~50/60Hz | 500mA  
Systemleistung: 18W  
Material: Aluminium



Down 1100lm | 1600lm | 3000K

| Variante                     | Art.Nr. | CHF    |
|------------------------------|---------|--------|
| ● schwarz / gold<br>1100lm   | 1002842 | 279.00 |
| ○ weiß<br>1600lm             | 1002844 | 279.00 |
| ● aluminium / weiß<br>1600lm | 1002843 | 279.00 |

LOGS IN L  
WL, PHASE



220-240V ~50/60Hz | 500mA  
Systemleistung: 21W  
Material: Aluminium



Down 1000lm | 2000-3000K

| Variante                   | Art.Nr. | CHF    |
|----------------------------|---------|--------|
| ● schwarz / gold<br>1000lm | 1002928 | 379.00 |
| ○ weiß<br>1390lm           | 1002929 | 349.00 |

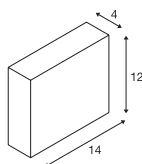


1002928 363



1003467 364

## QUAD FRAME 14 WL



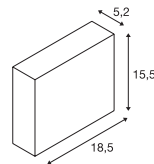
100-240V ~50/60Hz | 350mA  
Systemleistung: 4.4W  
Material: Aluminium



Down 165lm | 2700K | 175lm | 3000K

| Variante                   | Art.Nr. | CHF    |
|----------------------------|---------|--------|
| <input type="radio"/> weiß | 1003467 | 124.00 |

## QUAD FRAME 19 WL



220-240V ~50/60Hz | 500mA  
Systemleistung: 11W  
Material: Aluminium

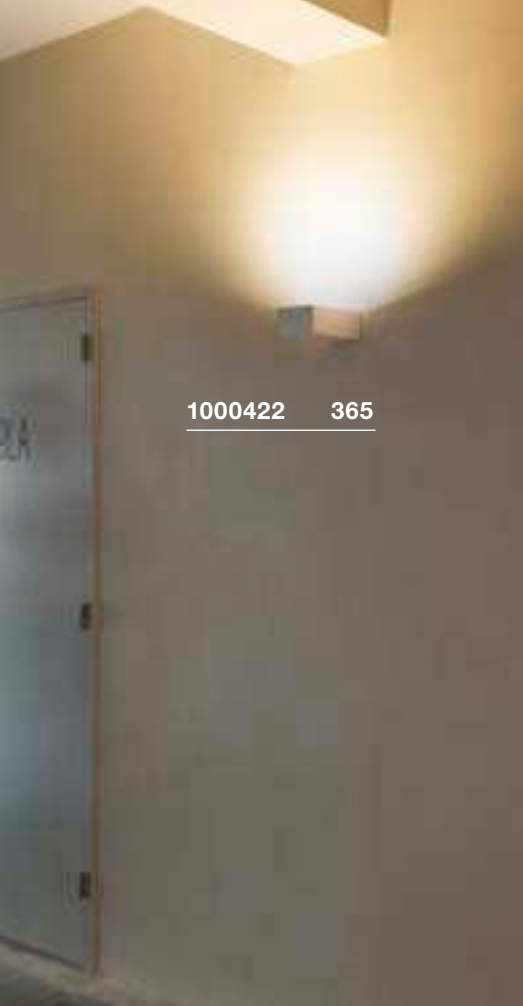


Down 580lm | 2700K | 640lm | 3000K

| Variante                   | Art.Nr. | CHF    |
|----------------------------|---------|--------|
| <input type="radio"/> weiß | 1003468 | 145.00 |

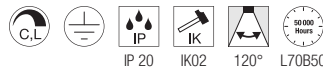
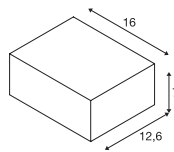


1003468 364



1000422 365

SHELL 15  
WL, PHASE



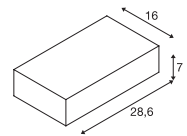
220-240V ~50/60Hz | 350mA  
Systemleistung: 15W  
Material: Aluminium / Acryl



Down 1400lm | 3000K

| Variante                   | Art.Nr. | CHF    |
|----------------------------|---------|--------|
| <input type="radio"/> weiß | 1000422 | 309.00 |

SHELL 30  
WL, PHASE



220-240V ~50/60Hz | 700mA  
Systemleistung: 54W  
Material: Aluminium / Acryl



Down 5600lm | 3000K

| Variante                   | Art.Nr. | CHF    |
|----------------------------|---------|--------|
| <input type="radio"/> weiß | 1000423 | 449.00 |

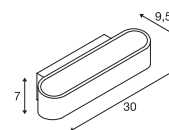


1000423 365



151275 366

## ASSO 300 WL, PHASE



151410 366



IP 20 L70B50

220-240V ~50/60Hz | 500mA  
Systemleistung: 12W  
Material: Aluminium / Stahl



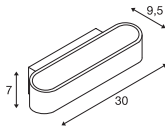

Down

975lm | 3000K

| Variante           | Art.Nr. | CHF    |
|--------------------|---------|--------|
| ○ weiß             | 151271  | 239.00 |
| ● aluminium / weiß | 151275  | 259.00 |



### ASSO 300 WL, PHASE



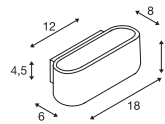
220-240V ~50/60Hz | 500mA  
Systemleistung: 21W  
Material: Aluminium / Stahl



Down 1340lm | 2000-3000K

| Variante | Art.Nr. | CHF    |
|----------|---------|--------|
| ○ weiß   | 1000634 | 289.00 |

### OSSA 180 WL, QT-DE12



220-240V ~50/60Hz  
Material: Aluminium / Stahl



Socket: 1xR7s 78mm

| Variante    | Art.Nr. | CHF    |
|-------------|---------|--------|
| ● schwarz   | 151450  | 109.00 |
| ○ weiß      | 151451  | 109.00 |
| ● aluminium | 151456  | 128.00 |

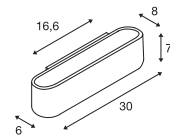


LED R7s | 9W | 330°  
3000K | 1050lm | EEK=E  
9kWh/1000h



Art. Nr.: 1005287 | 27.70 CHF

### OSSA 300 WL, QT-DE12



220-240V ~50/60Hz  
Material: Aluminium / Stahl



Socket: 1xR7s 118mm


| Variante  | Art.Nr. | CHF    |
|-----------|---------|--------|
| ● schwarz | 151410  | 149.00 |
| ○ weiß    | 151411  | 149.00 |



LED R7s | 15W | 330°  
3000K | 2000lm | EEK=E  
15kWh/1000h



Art. Nr.: 1005288 | 35.00 CHF

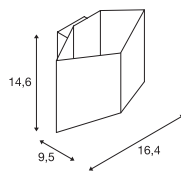


151710 368



151740 368

## CARISO WL, PHASE



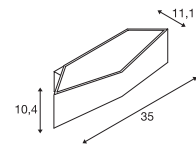
220-240V ~50/60Hz | 500mA  
Systemleistung: 9,2W  
Material: Aluminium / Stahl



Down 250lm | 2700K  
560lm | 3000K

| Variante                           | Art.Nr.       | CHF           |
|------------------------------------|---------------|---------------|
| ●● schwarz / gold<br>250lm   2700K | <b>151710</b> | <b>219.00</b> |
| ○ weiß<br>560lm   3000K            | <b>151711</b> | <b>219.00</b> |

## CARISO WL, PHASE



220-240V ~50/60Hz | 500mA  
Systemleistung: 21W  
Material: Aluminium / Stahl



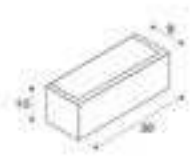
Down 580lm | 1700-2700K  
1030lm | 2000-3000K

| Variante                                | Art.Nr.       | CHF           |
|---|---------------|---------------|
| ●● schwarz / gold<br>580lm   1700-2700K | <b>151740</b> | <b>359.00</b> |
| ○ weiß<br>1030lm   2000-3000K           | <b>151741</b> | <b>359.00</b> |

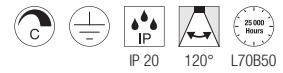




## CHROMBO WL, PHASE



1003317 369



220-240V ~50/60Hz | 350mA  
Systemleistung: 11W  
Material: Stahl / Glas

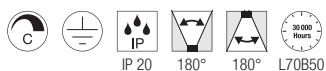
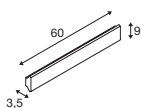


Down

700lm | 3000K

| Variante | Art.Nr. | CHF    |
|----------|---------|--------|
| ○ weiß   | 1003316 | 202.00 |
| ● grau   | 1003317 | 202.00 |

DIRETO 60  
WL, PHASE



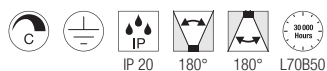
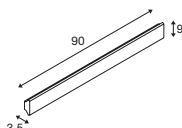
220-240V ~50/60Hz | 500mA  
Systemleistung: 14W  
Material: Aluminium



Up 590lm | 2700K | 625lm | 3000K  
Down

| Variante  | Art.Nr. | CHF    |
|-----------|---------|--------|
| ● schwarz | 1004740 | 259.00 |
| ○ weiß    | 1004741 | 259.00 |

DIRETO 90  
WL, PHASE




220-240V ~50/60Hz | 500mA  
Systemleistung: 20W  
Material: Aluminium



Up 840lm | 2700K | 880lm | 3000K  
Down

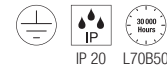

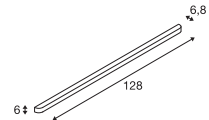
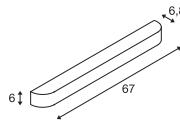
| Variante  | Art.Nr. | CHF    |
|-----------|---------|--------|
| ● schwarz | 1004742 | 309.00 |
| ○ weiß    | 1004743 | 309.00 |





### ARLINA 60 WL

### ARLINA 130 WL



220-240V ~50/60Hz | 500mA  
Systemleistung: 23W  
Material: Aluminium / Glas

220-240V ~50/60Hz | 700mA  
Systemleistung: 28W  
Material: Aluminium / Glas



Down 1550lm | 3000K


Down 2400lm | 3000K

| Variante    | Art.Nr. | CHF    |
|-------------|---------|--------|
| ● aluminium | 1002239 | 269.00 |

| Variante    | Art.Nr. | CHF    |
|-------------|---------|--------|
| ● aluminium | 1002240 | 369.00 |



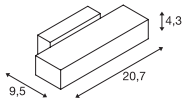
147529 373



151591 373



ANDREAS  
WL, QT-DE12



220-240V ~50/60Hz  
Material: Aluminium / Stahl



Socket: 1xR7s 118mm

| Variante  | Art.Nr. | CHF    |
|-----------|---------|--------|
| ● schwarz | 1002927 | 138.00 |
| ○ weiß    | 1002925 | 138.00 |

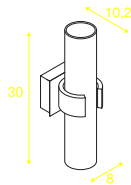


LED R7s | 15W | 330°  
3000K | 2000lm | EEK=E  
15kWh/1000h



Art. Nr.: 1005288 | 35.00 CHF

DENA 30  
WL, E14



220-240V ~50/60Hz  
Material: Aluminium



Socket: 2xE14 max. Ø: 5.1 cm | L: 9.6 cm

| Variante    | Art.Nr. | CHF    |
|-------------|---------|--------|
| ● aluminium | 147529  | 124.00 |

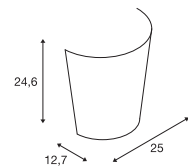


C35 | 4.2W | 320°  
2700K | 350lm | EEK=G  
5kWh/1000h



Art. Nr.: 1005285 | 12.90 CHF

BASKET  
WL, E27



220-240V ~50/60Hz  
Material: Glas



Socket: 1xE27 max. Ø: 5.2 cm | L: 15.2 cm


| Variante | Art.Nr. | CHF    |
|----------|---------|--------|
| ○ weiß   | 151591  | 117.00 |




LED E27 | 8W | 240°  
3000K | 880lm | EEK=E  
8kWh/1000h



Art. Nr.: 1005289 | 12.90 CHF



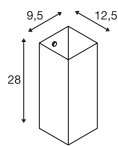
1003429 375



155752 375



### QUADRASS WL, E27



220-240V ~50/60Hz  
Material: Stahl / Glas



Socket: 1xE27 max. Ø: 6.5 cm | L: 18 cm

| Variante            | Art.Nr. | CHF    |
|---------------------|---------|--------|
| ● schwarz / milchig | 1003430 | 155.00 |
| ○ weiß / milchig    | 1003431 | 155.00 |

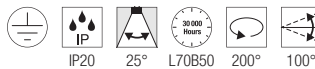
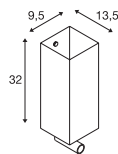


LED E27 | 13.2W | 220°  
2700K | 1300lm | EEK=F  
13kWh/1000h



Art. Nr.: 1005302 | 17.00 CHF

### QUADRASS SPOT WL, E27



100-240V ~50/60Hz | 700mA  
Systemleistung: 2W  
Material: Stahl / Glas

- Schalter am Leuchtengehäuse
- Lichtquellen getrennt schaltbar



Down 200lm | 3000K



Socket: 1xE27 max. Ø: 6.5 cm | L: 18 cm

| Variante  | Art.Nr. | CHF    |
|-----------|---------|--------|
| ● schwarz | 1003428 | 235.00 |
| ○ weiß    | 1003429 | 235.00 |

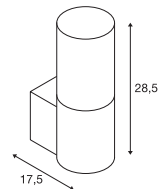


A60 | 7.5W | 320°  
2700K | 800lm | EEK=F  
8kWh/1000h



Art. Nr.: 1005303 | 12.90 CHF

### LISENNE WL, E27



220-240V ~50/60Hz  
Material: Basalt / Glas



Socket: 1xE27 max. Ø: 5.9 cm | L: 15 cm

| Variante       | Art.Nr. | CHF    |
|----------------|---------|--------|
| ● grau / braun | 155752  | 289.00 |

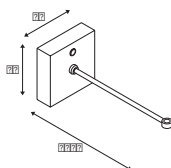


LED E27 | 8W | 240°  
3000K | 880lm | EEK=E  
8kWh/1000h



Art. Nr.: 1005289 | 12.90 CHF

FITU  
Wandhalter

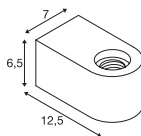


Material: Stahl

- Passende Pendelleuchten siehe Seite 295

| Variante  | Art.Nr. | CHF   |
|-----------|---------|-------|
| ● schwarz | 1004682 | 85.00 |

FITU CUBE  
WL, E27



220-240V ~50/60Hz  
Material: Stahl



Socket: 1xE27 max. Ø: 12.5 cm

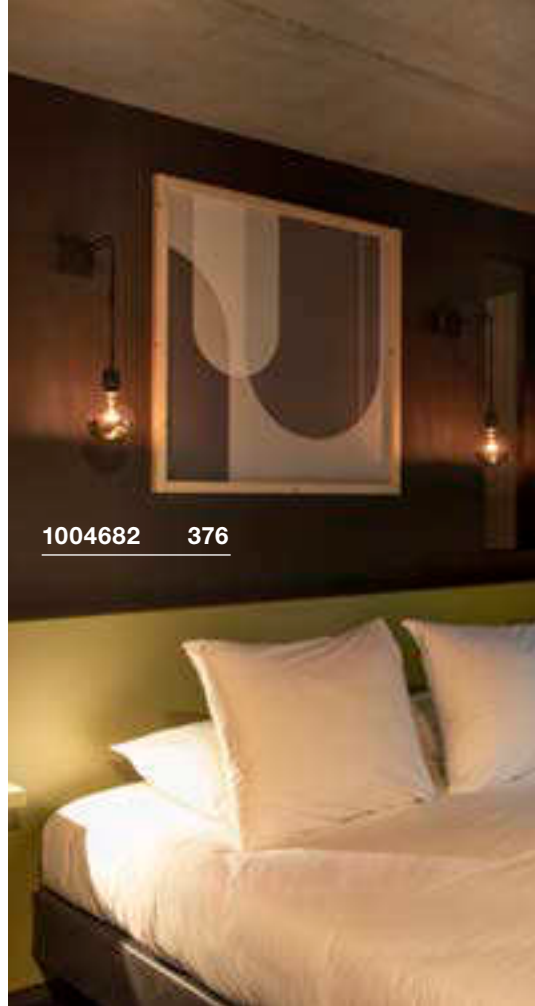
| Variante  | Art.Nr. | CHF   |
|-----------|---------|-------|
| ● schwarz | 1004738 | 99.00 |
| ○ weiß    | 1004739 | 99.00 |




A60 | 7.5W | 180°  
2700K | 720lm | EEK=F  
8kWh/1000h



Art. Nr.: 1005305 | 24.50 CHF



1004682 376



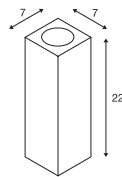
1004738 376



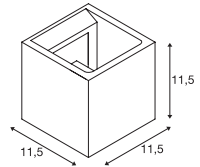


1000327 377

THEO UP/DOWN  
WL, QPAR51



SOLID CUBE  
WL, QT14



1000910 377



220-240V ~50/60Hz  
Material: Aluminium



Socket: 2xGU10

| Variante    | Art.Nr. | CHF    |
|-------------|---------|--------|
| ● anthrazit | 1000330 | 138.00 |
| ○ weiß      | 1000327 | 138.00 |
| ● aluminium | 1000329 | 138.00 |



LED GU10 51mm | 6W | 38°  
2700K | 450lm | EEK=F  
6kWh/1000h



Art. Nr.: 1005077 | 10.60 CHF



220-240V ~50/60Hz  
Material: Beton



Socket: 1xG9

| Variante  | Art.Nr. | CHF    |
|-----------|---------|--------|
| ● grau    | 1000910 | 117.00 |
| ● schwarz | 1000911 | 117.00 |



LED G9 | 3,6W | 300°  
3000K | 400lm | EEK=E  
4kWh/1000h



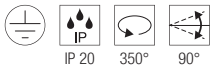
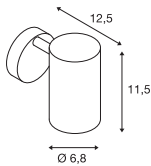
Art. Nr.: 1005286 | 12.90 CHF

151803 379





ENOLA B  
WL, QPAR51



220-240V ~50/60Hz  
Material: Aluminium / Stahl

- Schalter am Leuchtgehäuse



Socket: 1xGU10 max. L: 6 cm

| Variante  | Art.Nr. | CHF    |
|-----------|---------|--------|
| ● schwarz | 1000729 | 117.00 |
| ○ weiß    | 1000730 | 117.00 |



LED GU10 51mm | 6W | 38°  
2700K | 450lm | EEK=F  
6kWh/1000h

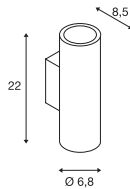


Art. Nr.: 1005077 | 10.60 CHF



| Artikel          | Art.Nr. | CHF   |
|------------------|---------|-------|
| Zierring schwarz |         |       |
| ● schwarz        | 151840  | 12.75 |

ENOLA B  
WL, QPAR51



220-240V ~50/60Hz  
Material: Aluminium / Stahl



Socket: 2xGU10 max. L: 8.5 cm

| Variante  | Art.Nr. | CHF    |
|-----------|---------|--------|
| ● schwarz | 151800  | 128.00 |
| ○ weiß    | 151801  | 128.00 |
| ● gold    | 151803  | 138.00 |



LED GU10 51mm | 6W | 38°  
2700K | 450lm | EEK=F  
6kWh/1000h

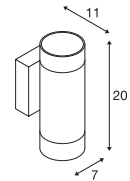


Art. Nr.: 1005077 | 10.60 CHF



| Artikel          | Art.Nr. | CHF   |
|------------------|---------|-------|
| Zierring schwarz |         |       |
| ● schwarz        | 151840  | 12.75 |

ASTINA UP/DOWN  
WL, QPAR51



220-240V ~50/60Hz  
Material: Aluminium / Stahl



Socket: 2xGU10

| Variante  | Art.Nr. | CHF    |
|-----------|---------|--------|
| ● schwarz | 1002933 | 138.00 |
| ○ weiß    | 1002931 | 138.00 |

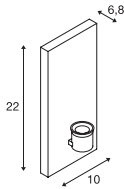


LED GU10 51mm | 6W | 36°  
2200-2700K | 360lm | EEK=G  
6kWh/1000h



Art. Nr.: 1005273 | 12.90 CHF

FENDA  
WL, Basis, E27



220-240V ~50/60Hz  
Material: Stahl / Kunststoff



Socket: 1xE27      max. Ø: 5.1 cm      L: 20 cm

| Variante | Art.Nr. | CHF   |
|----------|---------|-------|
| ○ weiß   | 1001272 | 66.00 |



LED E27 | 8W | 240°  
3000K | 880lm | EEK=E  
8kWh/1000h



Art. Nr.: 1005289 | 12.90 CHF

FENDA  
Halbschirm



B: 23 cm H: 30 cm T: 12 cm  
Material: Textil / Stahl

| Variante           | Art.Nr. | CHF   |
|--------------------|---------|-------|
| ● schwarz          | 1001273 | 49.10 |
| ● schwarz / kupfer | 1001274 | 55.00 |
| ○ weiß             | 1001275 | 49.10 |
| ● beige            | 1001276 | 49.10 |



1001272 + 1001273 380

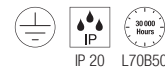
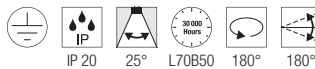
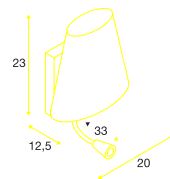
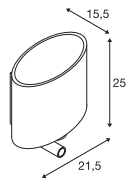


149452 381



### KENKUA SPOT WL, E27

### COUPA FLEX WL



100-240V ~50/60Hz | 700mA  
Systemleistung: 2W  
Material: Stahl / Glas

220-240V ~50/60Hz | 700mA  
Systemleistung: 3.2W  
Material: Stahl / Glas

- Lichtquellen an der Leuchte getrennt schaltbar.

- Lichtquellen an der Leuchte getrennt schaltbar.



Down 200lm | 3000K

Down 140lm | 3000K



Socket: 1xE27 max. Ø: 6.5 cm | L: 12 cm

Socket: 1xG9 max. L: 9 cm

| Variante | Art.Nr. | CHF    |
|----------|---------|--------|
| 1 chrom  | 1002855 | 219.00 |

| Variante          | Art.Nr. | CHF    |
|-------------------|---------|--------|
| 1 chrom / milchig | 149452  | 269.00 |



A60 | 7.5W | 320°  
2700K | 800lm | EEK=F  
8kWh/1000h



Art. Nr.: 1005303 | 12.90 CHF



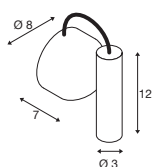
LED G9 | 3.6W | 300°  
3000K | 400lm | EEK=E  
4kWh/1000h



Art. Nr.: 1005286 | 12.90 CHF



KARPO MAGN  
CW, single, PHASE



220-240V ~50/60Hz | 500mA  
Systemleistung: 6.2W  
Material: Stahl / Aluminium

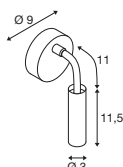
- Leuchtenkopf durch Magnethalterung in der Position frei wählbar



Down 350lm | 430lm | 3000K

| Variante  | Art.Nr.        | CHF           |
|-----------|----------------|---------------|
| ● schwarz |                |               |
| 350lm     | <b>1004706</b> | <b>235.00</b> |
| ○ weiß    |                |               |
| 430lm     | <b>1004707</b> | <b>235.00</b> |

KARPO GOOSE  
WL




220-240V ~50/60Hz | 12V  
Systemleistung: 5.8W  
Material: Aluminium / Stahl

- Leuchte ist über Schalter am Leuchtenkopf dimmbar



Down 380lm | 420lm | 3000K

| Variante  | Art.Nr.        | CHF           |
|-----------|----------------|---------------|
| ● schwarz |                |               |
| 380lm     | <b>1006162</b> | <b>209.00</b> |
| ○ weiß    |                |               |
| 420lm     | <b>1006161</b> | <b>209.00</b> |



**1002140 383**

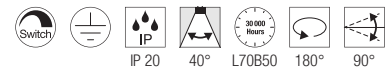
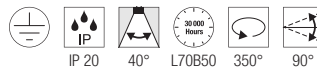
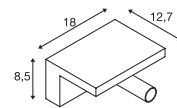
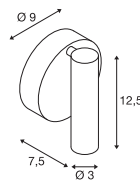


## KARPO 30 WL, single

## KARPO WL



1004707 382



100-240V ~50/60Hz | 500mA  
Systemleistung: 6W  
Material: Aluminium / Stahl

220-240V ~50/60Hz | 500mA  
Systemleistung: 6.8W  
Material: Aluminium

- Schalter am Leuchtengehäuse

- 2 USB Anschlüsse 1.5 Amp max.
- 3 Stufen dimmbar über Schalter an der Basis



Down 370lm | 3000K  
400lm

Down 390lm | 3000K

| Variante  | Art.Nr. | CHF    |
|-----------|---------|--------|
| ● schwarz |         |        |
| 370lm     | 152340  | 160.00 |
| ○ weiß    |         |        |
| 400lm     | 152341  | 160.00 |

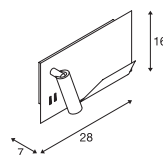
| Variante | Art.Nr. | CHF    |
|----------|---------|--------|
| ○ weiß   | 1002140 | 289.00 |





1003457 384

## SOMNILA SPOT WL, links



1003459 385



100-240V ~50/60Hz | 12V  
Systemleistung: 15W  
Material: Aluminium / Stahl

- 1 USB Anschluß
- Lichtquellen am Gehäuse getrennt schaltbar



Down

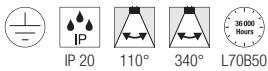
120lm | 3000K

| Variante           | Art.Nr. | CHF    |
|--------------------|---------|--------|
| ● schwarz<br>490lm | 1003455 | 259.00 |
| ○ weiß<br>770lm    | 1003457 | 259.00 |





### SOMNILA SPOT WL, rechts



100-240V ~50/60Hz | 12V  
Systemleistung: 15W  
Material: Aluminium / Stahl

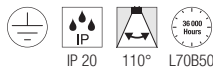
- 1 USB Anschluss
- Lichtquellen am Gehäuse getrennt schaltbar



Down 120lm | 3000K

| Variante           | Art.Nr. | CHF    |
|--------------------|---------|--------|
| ● schwarz<br>490lm | 1003456 | 259.00 |
| ○ weiß<br>770lm    | 1003458 | 259.00 |

### SOMNILA FLEX WL, links



100-240V ~50/60Hz | 12V  
Material: Aluminium

- Lichtquellen am Gehäuse getrennt schaltbar



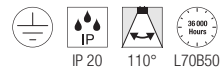
Down 120lm | 3000K



Socket: 1xE27 | max. L: 18 cm

| Variante | Art.Nr. | CHF    |
|----------|---------|--------|
| ○ weiß   | 1003459 | 279.00 |

### SOMNILA FLEX WL, rechts



100-240V ~50/60Hz | 12V  
Material: Aluminium

- Lichtquellen am Gehäuse getrennt schaltbar



Down 120lm | 3000K




Socket: 1xE27 | max. L: 18 cm


| Variante | Art.Nr. | CHF    |
|----------|---------|--------|
| ○ weiß   | 1003460 | 279.00 |



1002608 387



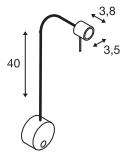
1002118 387



1002116 387



### DIO FLEX PLATE WL QPAR51



220-240V ~50/60Hz  
Material: Aluminium

- Schalter am Leuchtengehäuse
- Dekoring exkl.



Socket: 1xGU10

| Variante  | Art.Nr. | CHF   |
|-----------|---------|-------|
| ● schwarz | 1002608 | 74.00 |
| ○ weiß    | 1002607 | 74.00 |
| ● chrom   | 146692  | 85.00 |

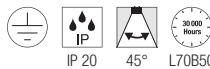
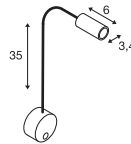


LED GU10 51mm | 6W | 38°  
2700K | 450lm | EEK=F  
6kWh/1000h



Art. Nr.: 1005077 | 10.60 CHF

### DIO FLEX PLATE WL



100-240V ~50/60Hz | 350mA  
Systemleistung: 1.9W  
Material: Aluminium / Glas

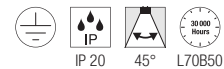
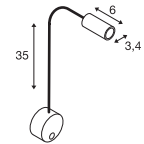
- Schalter am Leuchtengehäuse



Down 100lm | 2700K  
3000K  
4000K

| Variante           | Art.Nr. | CHF    |
|--------------------|---------|--------|
| ● schwarz<br>2700K | 1002430 | 128.00 |
| ○ weiß<br>2700K    | 1002117 | 128.00 |
| ● schwarz<br>3000K | 1002431 | 128.00 |
| ○ weiß<br>3000K    | 1002118 | 128.00 |
| ● schwarz<br>4000K | 1002432 | 128.00 |
| ○ weiß<br>4000K    | 1002119 | 128.00 |

### DIO FLEX PLATE WL



100-240V ~50/60Hz | 350mA  
Systemleistung: 1.9W  
Material: Aluminium / Glas

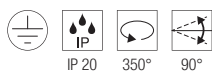
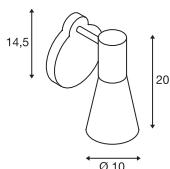
- Schalter am Leuchtengehäuse



Down 100lm | 2700K  
3000K

| Variante         | Art.Nr. | CHF    |
|------------------|---------|--------|
| ● chrom<br>2700K | 1002116 | 134.00 |
| ● chrom<br>3000K | 146682  | 134.00 |

PHELIA  
WL, QPAR51



220-240V ~50/60Hz  
Material: Aluminium / Stahl

- Schalter am Leuchtenkopf



Socket: 1xGU10 max. Ø: 5.1 cm | L: 10.5 cm

| Variante  | Art.Nr. | CHF    |
|-----------|---------|--------|
| ● schwarz | 148540  | 160.00 |

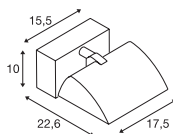


LED GU10 51mm | 6W | 38°  
2700K | 450lm | EEK=F  
6kWh/1000h



Art. Nr.: 1005077 | 10.60 CHF

MERADO FLOOD  
WL, PHASE



220-240V ~50/60Hz | 1000mA  
Systemleistung: 40W  
Material: Aluminium



Down 3000lm | 3000K  
3200lm | 4000K

| Variante                 | Art.Nr. | CHF    |
|--------------------------|---------|--------|
| ○ weiß<br>3000lm   3000K | 1001468 | 289.00 |
| ○ weiß<br>3200lm   4000K | 1001472 | 289.00 |



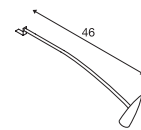
148540 388



1001468 388



DISPLAY ADL 50  
QPAR51



1002860 389



220-240V ~50/60Hz  
Material: Aluminium / Messing

- Offenes Kabelende
- Anschlussbox inkl.

**SOCKET**  
**INSIDE** <50  
W

Socket: 1xGU10

| Variante | Art.Nr. | CHF   |
|----------|---------|-------|
| ○ weiß   | 1002860 | 55.00 |
| ● chrom  | 146332  | 64.00 |



LED GU10 51mm | 6W | 36°  
2200-2700K | 360lm | EEK=G



Art. Nr.: 1005273 | 12.90 CHF



**NUMINOS®**  
finden Sie auf den  
Familienseiten  
98-101

LED




**MEDO®**  
finden Sie auf den  
Familienseiten  
148-163

LED




**ONE®**  
finden Sie auf den  
Familienseiten  
192-193


LED



**SCKET**  
PANTILO  
ROPE 19 | 393



**SCKET**  
PANTILO  
ROPE 27 | 393



**LED**  
CYFT | 395



**SCKET**  
ASTO TUBE | 395



**SCKET**  
ASTO TUBE | 397



**SCKET**  
ASTO TUBE | 397



**SCKET**  
ASTO TUBE | 399



**SCKET**  
ASTO TUBE | 397



**LED**  
OCULUS | 399



**LED**  
KARPO 30 | 399



**LED**  
NOBLO® | 401



**LED**  
NOBLO® | 401



**LED**  
NOBLO® | 401



**LED**  
KALU | 403



**LED**  
KALU | 403



**LED**  
KALU | 403



**LED**  
KALU | 403



**SCKET**  
KALU | 405



**SCKET**  
KALU | 405



**SCKET**  
KALU | 405



**SCKET**  
KALU | 405



**SCKET**  
ENOLA B | 407



**SCKET**  
ENOLA B | 407



**SCKET**  
ENOLA B | 407




**SCKET**  
ALTRA DICE | 408



**SCKET**  
SPOT 79 | 409



**SCKET**  
INDA | 409



**SCKET**  
PURI | 411




**SCKET**  
PURI | 411



**SCKET**  
PURI | 411



**SCKET**  
PURI | 411



**SCKET**  
AVO | 413



**SCKET**  
AVO | 413



**SCKET**  
AVO | 413



**SCKET**  
AVO | 413



**SCKET**  
AVO | 415



**SCKET**  
ASTO | 415



**SCKET**  
ASTO | 415



**SCKET**  
ASTO | 415



**LEDS**  
SENSER 12 | 417



**LEDS**  
SENSER 18 | 417



**LEDS**  
SENSER 24 | 417



**LEDS**  
SENSER 12 | 419



**LEDS**  
SENSER 18 | 419



**LEDS**  
SENSER 24 | 419




**LEDS**  
SIMA | 420



**LEDS**  
SIMA | 420



**LEDS**  
SIMA | 421



**LEDS**  
SIMA | 421



**LEDS**  
LIPSY® 30 | 423



**LEDS**  
LIPSY® 40 | 423



**LEDS**  
LIPSY® 50 | 423



**LEDS**  
LIPSY® 30 | 425



**LEDS**  
LIPSY® 40 | 425



**LEDS**  
LIPSY® 50 | 425



**LEDS**  
LIPSY® 40 | 426



**LEDS**  
LIPSY® 50 | 426



**SCKET**  
MELAN | 427



**SCKET**  
GLASSA | 427



**LEDS**  
BATTEN 60 | 429



**LEDS**  
BATTEN 120 | 429



**LEDS**  
LONG GRILL | 430



**LEDS**  
SIGHT 60 | 431



**LEDS**  
SIGHT 115 | 431



**LEDS**  
BENA 120 | 433



**LEDS**  
BENA 150 | 433



1007591 393

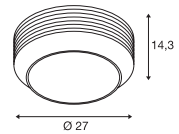
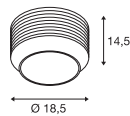






### PANTILO ROPE 19 CW, E27

### PANTILO ROPE 27 CW, E27



200-240V ~50/60Hz  
Material: Glas / Stahl / Hanf

200-240V ~50/60Hz  
Material: Glas / Stahl / Hanf



Socket: 1xE27 max. Ø: 10 cm | L: 11 cm

Socket: 1xE27 max. Ø: 15 cm | L: 11 cm

| Variante             | Art.Nr. | CHF    |
|----------------------|---------|--------|
| ● amber / gold       | 1007592 | 182.90 |
| ● anthrazit / silber | 1007593 | 182.90 |

| Variante             | Art.Nr. | CHF    |
|----------------------|---------|--------|
| ● amber / gold       | 1007591 | 228.90 |
| ● anthrazit / silber | 1007590 | 228.90 |



A60 | 7.5W | 180°  
2700K | 720lm | EEK=F  
8kWh/1000h



Art. Nr.: 1005305 | 24.50 CHF



A60 | 7.5W | 180°  
2700K | 720lm | EEK=F  
8kWh/1000h



Art. Nr.: 1005305 | 24.50 CHF

1006439 395

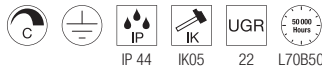
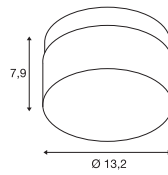




### CYFT CW



NEW



220-240V ~50/60Hz | 500mA  
Systemleistung: 6.5W  
Material: Aluminium



330lm | 2700K | 350lm | 3000K | 380lm | 4000K

| Variante  | Art.Nr. | CHF    |
|-----------|---------|--------|
| ● schwarz | 1007608 | 229.00 |

### CYFT Dekoring



NEW

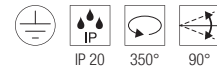
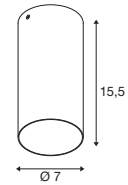
H: 2.45 cm  
Ø: 13.10 cm  
Material: Stahl

| Variante  | Art.Nr. | CHF   |
|-----------|---------|-------|
| ○ weiß    | 1007611 | 20.70 |
| ● messing | 1007610 | 34.50 |
| ● chrom   | 1007609 | 28.80 |

### ASTO TUBE CL, single, GU10



NEW



220-240V ~50/60Hz  
Material: Aluminium



Socket: 1xGU10

| Variante  | Art.Nr. | CHF   |
|-----------|---------|-------|
| ● schwarz | 1006439 | 62.50 |
| ○ weiß    | 1006440 | 62.50 |

### ASTO TUBE Dekoreflektor



NEW


H: 3.95 cm  
Ø: 6.75 cm  
Material: Polycarbonat (PC)

| Variante       | Art.Nr. | CHF  |
|----------------|---------|------|
| ● schwarzchrom | 1007190 | 5.20 |
| ● gold         | 1006450 | 5.20 |
| ● chrom        | 1006449 | 5.20 |
| ● kupfer       | 1006451 | 5.20 |

1006423 397

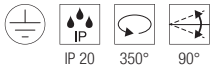


1006428 397





## ASTO TUBE



220-240V ~50/60Hz  
Material: Aluminium



Socket: 2xGU10

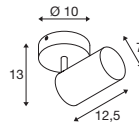


LED GU10 | 6W | 38°  
2700K | 450lm | EEF=F  
6kWh/1000h

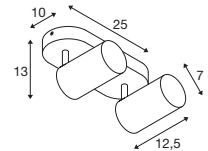


Art. Nr.: 1005076 | 10.60 CHF

## ASTO TUBE CW, single, GU10



## ASTO TUBE CW, double, GU10



| Variante  | Art.Nr. | CHF   |
|-----------|---------|-------|
| ● schwarz | 1006423 | 62.50 |
| ○ weiß    | 1006424 | 62.50 |

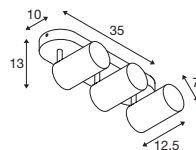
| Variante  | Art.Nr. | CHF    |
|-----------|---------|--------|
| ● schwarz | 1006425 | 118.00 |
| ○ weiß    | 1006426 | 118.00 |

## ASTO TUBE Dekoreflektor

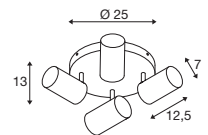


H: 3.95 cm  
Ø: 6.75 cm  
Material: Polycarbonat (PC)

## ASTO TUBE CW, triple, GU10



## ASTO TUBE CW, quadruple, GU10



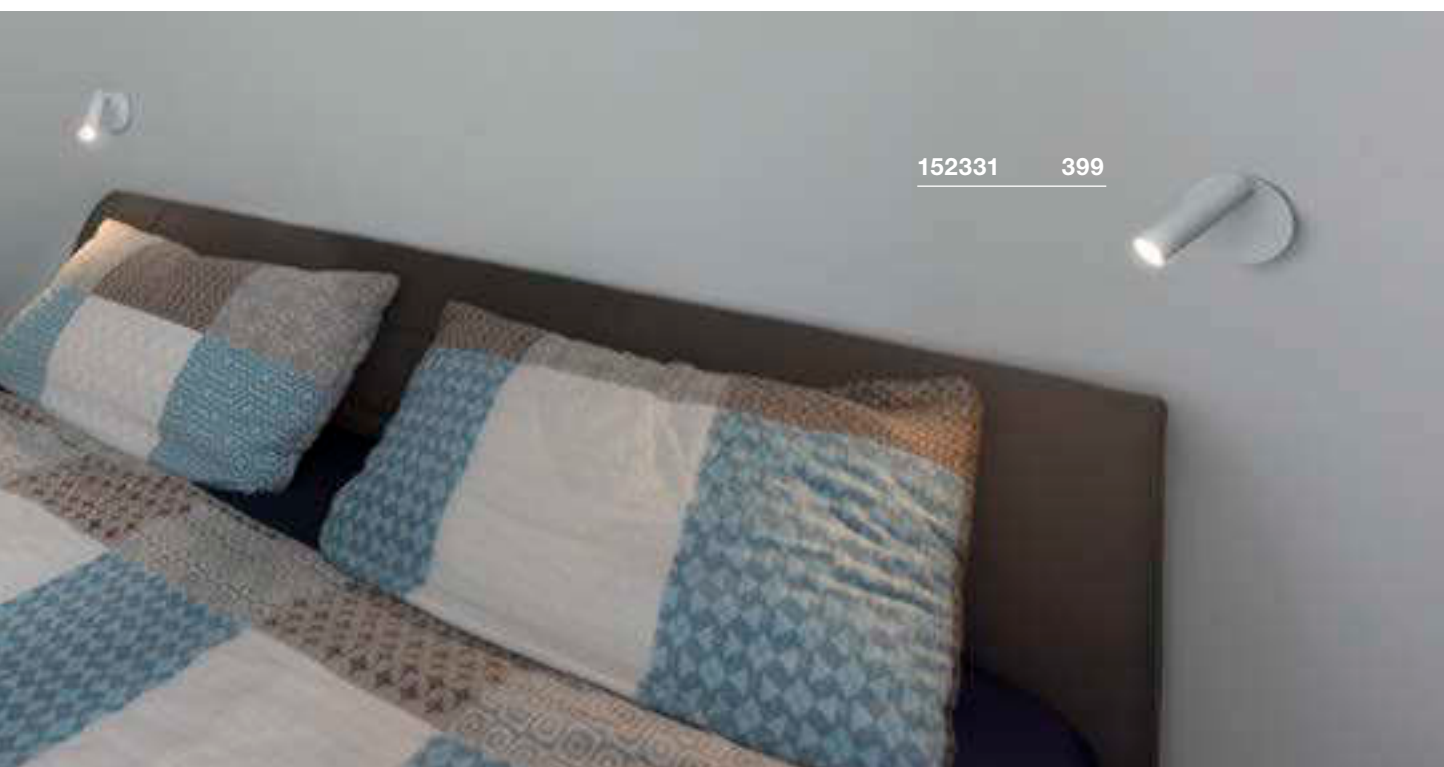
| Variante       | Art.Nr. | CHF  |
|----------------|---------|------|
| ● schwarzchrom | 1007190 | 5.20 |
| ● gold         | 1006450 | 5.20 |
| ● chrom        | 1006449 | 5.20 |
| ● kupfer       | 1006451 | 5.20 |

| Variante  | Art.Nr. | CHF    |
|-----------|---------|--------|
| ● schwarz | 1006427 | 168.00 |
| ○ weiß    | 1006428 | 168.00 |

| Variante  | Art.Nr. | CHF    |
|-----------|---------|--------|
| ● schwarz | 1006429 | 205.00 |
| ○ weiß    | 1006430 | 205.00 |



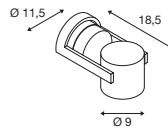
1004664 399



152331 399



### OCULUS CW, PHASE



220-240V ~50/60Hz | 250mA  
Systemleistung: 11W  
Material: Aluminium / Glas

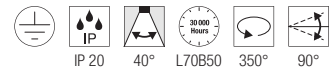
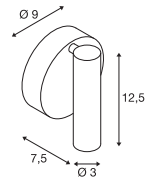
- Zusätzliche gefrostete Linse inklusive



Down 36lm | 2000K - 780lm | 3000K

| Variante  | Art.Nr. | CHF    |
|-----------|---------|--------|
| ● schwarz | 1004664 | 339.00 |
| ○ weiß    | 1004665 | 339.00 |

### KARPO 30 CW, single



220-240V ~50/60Hz | 500mA  
Systemleistung: 9.3W  
Material: Aluminium / Stahl



Down 560lm | 680lm | 3000K

| Variante  | Art.Nr. | CHF    |
|-----------|---------|--------|
| ● schwarz | 152330  | 160.00 |
| ○ weiß    | 152331  | 160.00 |



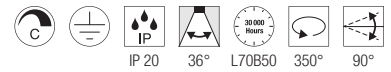
1002974 401







## NOBLO®

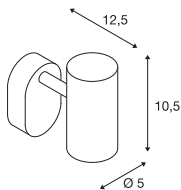


220-240V ~50/60Hz | 350mA  
 Systemleistung: 8W  
 Material: Aluminium

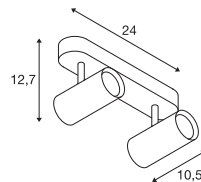


|      |        |       |
|------|--------|-------|
| Down | 620lm  | 2700K |
|      | 1240lm |       |
|      | 1860lm |       |

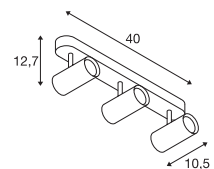
### NOBLO® CW, single, PHASE



### NOBLO® CW, double, PHASE



### NOBLO® CW, triple, PHASE



| Variante           | Art.Nr.        | CHF           |
|--------------------|----------------|---------------|
| ● schwarz          |                |               |
| 620lm   2700K   8W | <b>1002969</b> | <b>138.00</b> |
| ○ weiß             |                |               |
| 620lm   2700K   8W | <b>1002970</b> | <b>138.00</b> |
| ● silber           |                |               |
| 620lm   2700K   8W | <b>1002971</b> | <b>138.00</b> |

| Variante            | Art.Nr.        | CHF           |
|---------------------|----------------|---------------|
| ● schwarz           |                |               |
| 1240lm   2700K   8W | <b>1002973</b> | <b>219.00</b> |
| ○ weiß              |                |               |
| 1240lm   2700K   8W | <b>1002974</b> | <b>219.00</b> |
| ● silber            |                |               |
| 1240lm   2700K   8W | <b>1002975</b> | <b>219.00</b> |

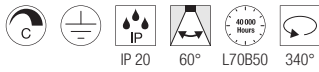
| Variante            | Art.Nr.        | CHF           |
|---------------------|----------------|---------------|
| ● schwarz           |                |               |
| 1860lm   2700K   8W | <b>1002976</b> | <b>329.00</b> |
| ○ weiß              |                |               |
| 1860lm   2700K   8W | <b>1002977</b> | <b>329.00</b> |
| ● silber            |                |               |
| 1860lm   2700K   8W | <b>1002978</b> | <b>329.00</b> |

1000131 403





# KALU



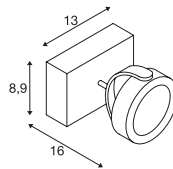
220-240V ~50/60Hz | 350mA  
 Systemleistung: 17W  
 Material: Aluminium / Polycarbonat (PC)



Down

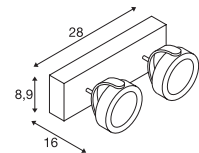
1000lm | 3000K  
 2000lm | 3000K  
 3000lm | 3000K  
 4000lm | 3000K

# KALU CW, single, PHASE



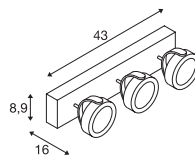
| Variante             | Art.Nr.        | CHF           |
|----------------------|----------------|---------------|
| ● schwarz            |                |               |
| 1000lm   3000K   17W | <b>1000127</b> | <b>209.00</b> |
| ○ weiß               |                |               |
| 1000lm   3000K   17W | <b>1000128</b> | <b>209.00</b> |

# KALU CW, double, PHASE



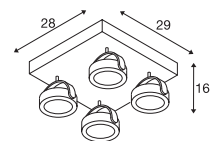
| Variante             | Art.Nr.        | CHF           |
|----------------------|----------------|---------------|
| ● schwarz            |                |               |
| 2000lm   3000K   17W | <b>1000129</b> | <b>339.00</b> |
| ○ weiß               |                |               |
| 2000lm   3000K   17W | <b>1000130</b> | <b>339.00</b> |

# KALU CW, triple, PHASE



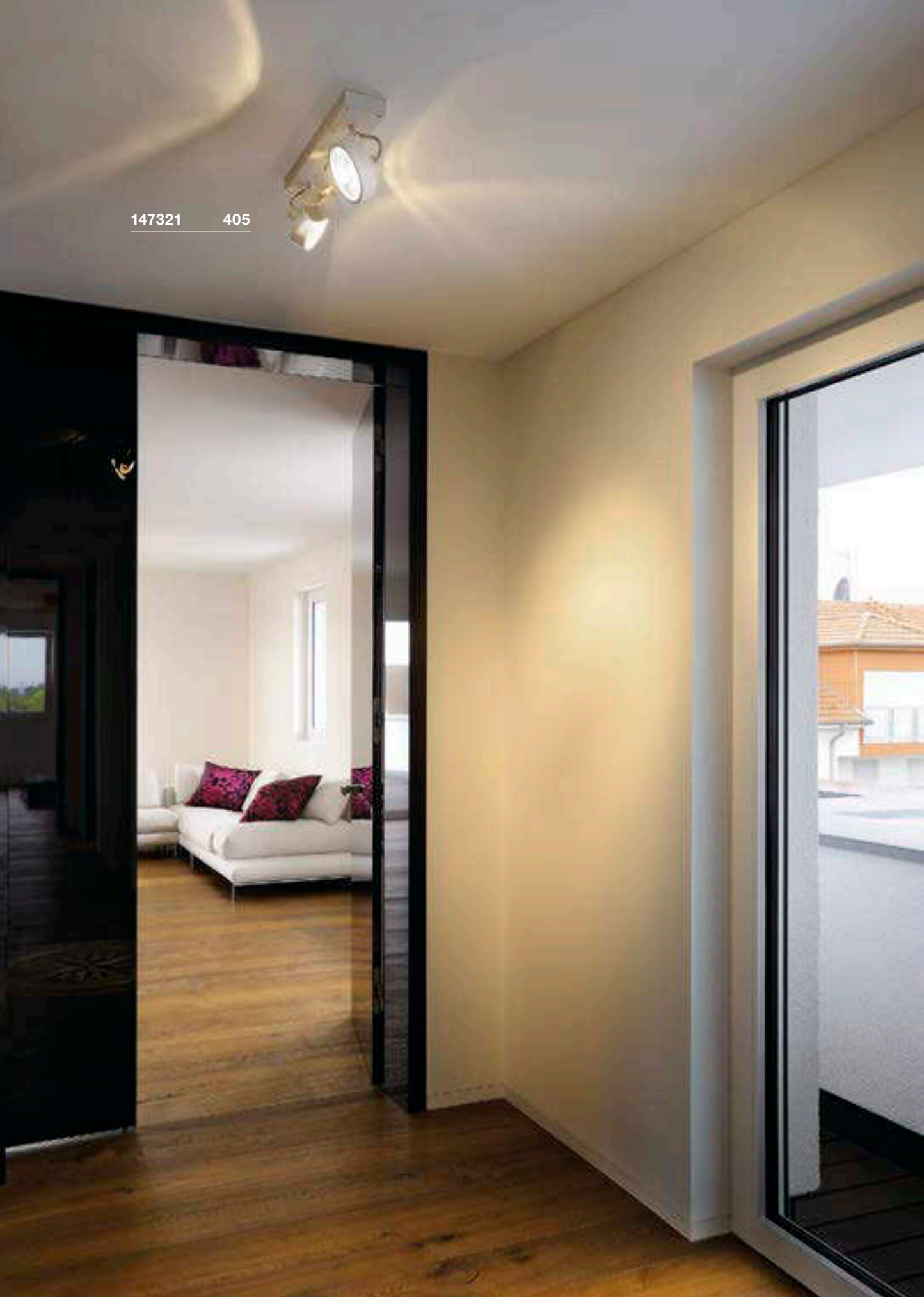
| Variante             | Art.Nr.        | CHF           |
|----------------------|----------------|---------------|
| ● schwarz            |                |               |
| 3000lm   3000K   17W | <b>1000131</b> | <b>519.00</b> |
| ○ weiß               |                |               |
| 3000lm   3000K   17W | <b>1000132</b> | <b>519.00</b> |

# KALU CW, quad, PHASE



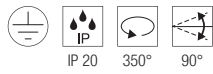
| Variante             | Art.Nr.        | CHF           |
|----------------------|----------------|---------------|
| ● schwarz            |                |               |
| 4000lm   3000K   17W | <b>1000135</b> | <b>649.00</b> |
| ○ weiß               |                |               |
| 4000lm   3000K   17W | <b>1000136</b> | <b>649.00</b> |

147321 405





# KALU



220-240V ~50/60Hz  
Material: Aluminium



Socket: 1xGU10

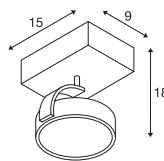


QPAR111 | 8W | 38°  
2700K | 680lm | EEK=F  
8kWh/1000h



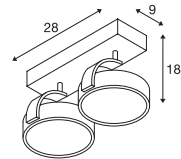
Art. Nr.: 1005274 | 35.20 CHF

# KALU CW, single, QPAR111



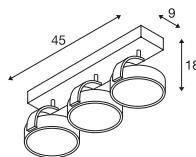
| Variante    | Art.Nr. | CHF    |
|-------------|---------|--------|
| ● schwarz   | 1000702 | 138.00 |
| ○ weiß      | 147301  | 138.00 |
| ● aluminium | 147306  | 156.00 |

# KALU CW, double, QPAR111



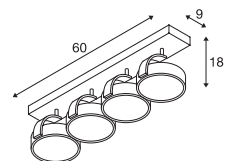
| Variante    | Art.Nr. | CHF    |
|-------------|---------|--------|
| ● schwarz   | 1000703 | 219.00 |
| ○ weiß      | 147311  | 219.00 |
| ● aluminium | 147316  | 229.00 |

# KALU CW, triple, QPAR111



| Variante    | Art.Nr. | CHF    |
|-------------|---------|--------|
| ● schwarz   | 1000704 | 289.00 |
| ○ weiß      | 147321  | 299.00 |
| ● aluminium | 147326  | 309.00 |

# KALU CW, quad, QPAR111



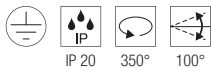
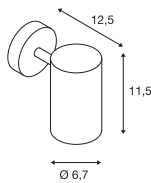
| Variante    | Art.Nr. | CHF    |
|-------------|---------|--------|
| ● schwarz   | 1002023 | 379.00 |
| ○ weiß      | 1002024 | 379.00 |
| ● aluminium | 1002025 | 389.00 |



152010 407



ENOLA B  
CW, single, QPAR51



220-240V ~50/60Hz  
Material: Aluminium / Stahl

- Zierring in Leuchtenfarbe inkl.
- Optionaler Schwarzer Zierring als Zubehör erhältlich.



Socket: 1xGU10 max. L: 6.7 cm

| Variante  | Art.Nr. | CHF   |
|-----------|---------|-------|
| ● schwarz | 152010  | 99.00 |
| ○ weiß    | 152011  | 99.00 |



LED GU10 51mm | 6W | 38°  
2700K | 450lm | EEK=F  
6kWh/1000h

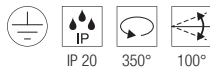
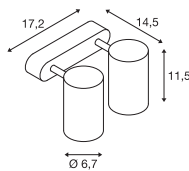


Art. Nr.: 1005077 | 10.60 CHF



| Artikel   | Art.Nr. | CHF   |
|-----------|---------|-------|
| Zierring  |         |       |
| ● schwarz | 151840  | 12.75 |

ENOLA B  
CW, double, QPAR51



220-240V ~50/60Hz  
Material: Aluminium / Stahl

- Zierring in Leuchtenfarbe inkl.
- Optionaler Schwarzer Zierring als Zubehör erhältlich.



Socket: 2xGU10 max. L: 6.7 cm

| Variante  | Art.Nr. | CHF    |
|-----------|---------|--------|
| ● schwarz | 152020  | 169.00 |
| ○ weiß    | 152021  | 169.00 |



LED GU10 51mm | 6W | 38°  
2700K | 450lm | EEK=F  
6kWh/1000h

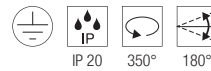
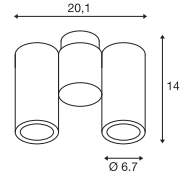


Art. Nr.: 1005077 | 10.60 CHF



| Artikel   | Art.Nr. | CHF   |
|-----------|---------|-------|
| Zierring  |         |       |
| ● schwarz | 151840  | 12.75 |

ENOLA B  
CW, double, QPAR51



220-240V ~50/60Hz  
Material: Aluminium / Stahl

- Zierring in Leuchtenfarbe inkl.
- Optionaler Schwarzer Zierring als Zubehör erhältlich.



Socket: 2xGU10 max. L: 8 cm

| Variante  | Art.Nr. | CHF    |
|-----------|---------|--------|
| ● schwarz | 151830  | 209.00 |
| ○ weiß    | 151831  | 209.00 |



LED GU10 51mm | 6W | 38°  
2700K | 450lm | EEK=F  
6kWh/1000h



Art. Nr.: 1005077 | 10.60 CHF

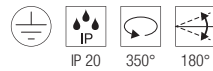
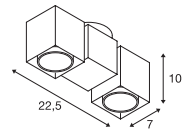


| Artikel   | Art.Nr. | CHF   |
|-----------|---------|-------|
| Zierring  |         |       |
| ● schwarz | 151840  | 12.75 |

1002215 408



## ALTRA DICE CW, double, QPAR51



220-240V ~50/60Hz  
Material: Aluminium / Stahl

**SECRET**  
**INSIDE** <50  
W

Socket: 2xGU10

| Variante  | Art.Nr. | CHF    |
|-----------|---------|--------|
| ● schwarz | 1002215 | 156.00 |
| ○ weiß    | 151531  | 156.00 |
| ● grau    | 151534  | 156.00 |



LED GU10 51mm | 6W | 36°  
2200-2700K | 360lm | EEK=G  
6kWh/1000h



Art. Nr.: 1005273 | 12.90 CHF

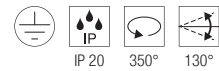
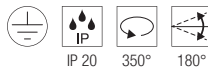
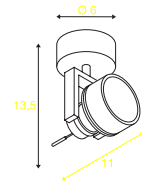
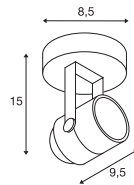




147551 409

**SPOT 79**  
CW, QPAR51

**INDA**  
CW, QPAR51



220-240V ~50/60Hz  
Material: Aluminium

220-240V ~50/60Hz  
Material: Aluminium



Socket: 1xGU10 max. Ø: 5.1 cm | L: 5.7 cm

Socket: 1xGU10 max. Ø: 5.1 cm | L: 5.7 cm

| Variante  | Art.Nr. | CHF   |
|-----------|---------|-------|
| ● schwarz | 132020  | 42.65 |
| ○ weiß    | 132021  | 42.65 |
| ● grau    | 132024  | 42.65 |

| Variante    | Art.Nr. | CHF    |
|-------------|---------|--------|
| ● schwarz   | 147550  | 99.00  |
| ○ weiß      | 147551  | 99.00  |
| ● aluminium | 147559  | 102.00 |



LED GU10 51mm | 6W | 38°  
2700K | 450lm | EEK=F  
6kWh/1000h



Art. Nr.: 1005077 | 10.60 CHF



LED GU10 51mm | 6W | 38°  
2700K | 450lm | EEK=F  
6kWh/1000h

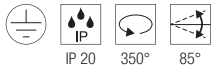


Art. Nr.: 1005077 | 10.60 CHF





## PURI



220-240V ~50/60Hz  
Material: Aluminium / Stahl

- Dekoring inkl.



Socket: 1xGU10

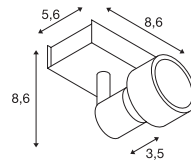


LED GU10 51mm | 6W | 38°  
2700K | 450lm | EEK=F  
6kWh/1000h

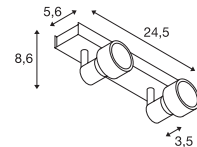


Art. Nr.: 1005077 | 10.60 CHF

## PURI CW, single, QPAR51



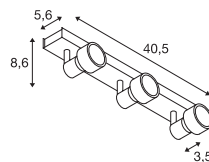
## PURI CW, double, QPAR51



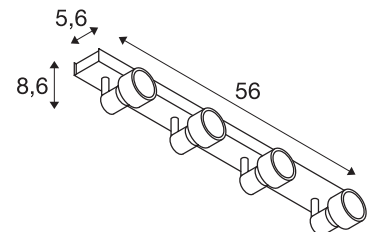
| Variante  | Art.Nr. | CHF   |
|-----------|---------|-------|
| ● schwarz | 147360  | 48.00 |
| ○ weiß    | 147361  | 48.00 |

| Variante  | Art.Nr. | CHF   |
|-----------|---------|-------|
| ● schwarz | 147370  | 99.00 |
| ○ weiß    | 147371  | 99.00 |

## PURI CW, triple, QPAR51



## PURI CW, quad, QPAR51



| Variante  | Art.Nr. | CHF    |
|-----------|---------|--------|
| ● schwarz | 147380  | 128.00 |
| ○ weiß    | 147381  | 128.00 |

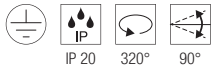
| Variante  | Art.Nr. | CHF    |
|-----------|---------|--------|
| ● schwarz | 1002029 | 209.00 |
| ○ weiß    | 1002030 | 209.00 |

1000892 413





## AVO



220-240V ~50/60Hz  
Material: Stahl



Socket: 1xGU10

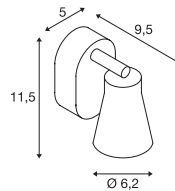


LED GU10 51mm | 6W | 38°  
2700K | 450lm | EEK=F  
6kWh/1000h

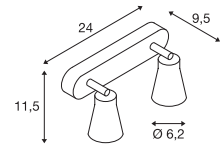


Art. Nr.: 1005077 | 10.60 CHF

## AVO CW, single, QPAR51



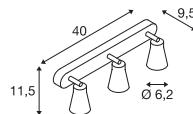
## AVO CW, double, QPAR51



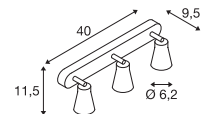
| Variante  | Art.Nr. | CHF   |
|-----------|---------|-------|
| ● schwarz | 1000886 | 56.00 |
| ○ weiß    | 1000887 | 56.00 |

| Variante  | Art.Nr. | CHF    |
|-----------|---------|--------|
| ● schwarz | 1000889 | 117.00 |
| ○ weiß    | 1000890 | 117.00 |

## AVO CW, triple, QPAR51



## AVO CW, quad, QPAR51



| Variante  | Art.Nr. | CHF    |
|-----------|---------|--------|
| ● schwarz | 1000892 | 149.00 |
| ○ weiß    | 1000893 | 149.00 |

| Variante  | Art.Nr. | CHF    |
|-----------|---------|--------|
| ● schwarz | 1000895 | 172.00 |
| ○ weiß    | 1000896 | 172.00 |

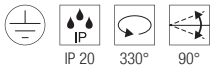
147443

415





## ASTO



220-240V ~50/60Hz  
Material: Aluminium



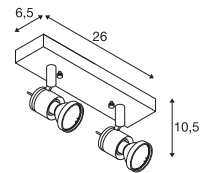
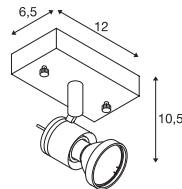
Socket: 1xGU10



LED GU10 51mm | 6W | 38°  
2700K | 450lm | EEK=F  
6kWh/1000h



Art. Nr.: 1005075 | 10.60 CHF



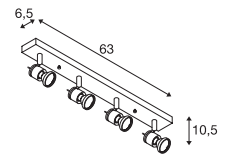
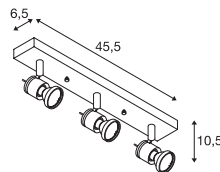
| Variante    | Art.Nr. | CHF   |
|-------------|---------|-------|
| ● aluminium | 147441  | 42.65 |

| Variante    | Art.Nr. | CHF   |
|-------------|---------|-------|
| ● aluminium | 147442  | 96.00 |

## ASTO CW, triple, QPAR51




## ASTO CW, quad, QPAR51



| Variante    | Art.Nr. | CHF    |
|-------------|---------|--------|
| ● aluminium | 147443  | 117.00 |

| Variante    | Art.Nr. | CHF    |
|-------------|---------|--------|
| ● aluminium | 147444  | 149.00 |

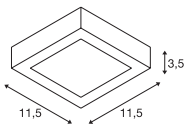
1004705 417







**SENSER 12**  
CW, quadratisch, PHASE



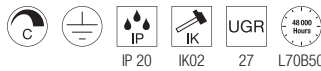
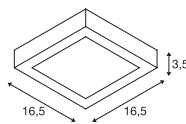
220-240V ~50/60Hz | 200mA  
Systemleistung: 8.4W  
Material: Aluminium



Down 460lm | 3000K

| Variante                   | Art.Nr. | CHF   |
|----------------------------|---------|-------|
| <input type="radio"/> weiß | 1003017 | 95.00 |

**SENSER 18**  
CW, quadratisch, PHASE



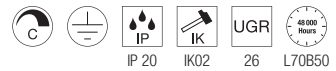
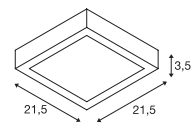
220-240V ~50/60Hz | 350mA  
Systemleistung: 13W  
Material: Aluminium



Down 840lm | 3000K

| Variante                   | Art.Nr. | CHF    |
|----------------------------|---------|--------|
| <input type="radio"/> weiß | 1003018 | 116.00 |

**SENSER 24**  
CW, quadratisch, PHASE



220-240V ~50/60Hz | 500mA  
Systemleistung: 15W  
Material: Aluminium



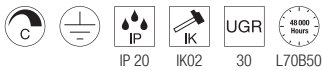
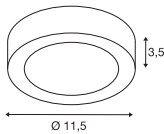
Down 1140lm | 3000K  
1240lm | 4000K

| Variante                   | Art.Nr. | CHF    |
|----------------------------|---------|--------|
| <input type="radio"/> weiß |         |        |
| 1140lm   3000K             | 1003019 | 117.00 |
| <input type="radio"/> weiß |         |        |
| 1240lm   4000K             | 1004705 | 106.00 |





**SENSER 12**  
CW, rund, PHASE



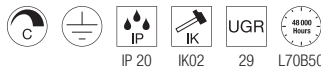
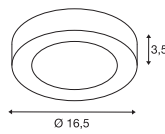
220-240V ~50/60Hz | 200mA  
Systemleistung: 8.4W  
Material: Aluminium



Down 460lm | 3000K  
470lm | 4000K

| Variante                       | Art.Nr.        | CHF          |
|--------------------------------|----------------|--------------|
| ○ weiß<br>460lm   3000K   8.4W | <b>1003014</b> | <b>95.00</b> |
| ○ weiß<br>470lm   4000K   8.2W | <b>1004700</b> | <b>96.00</b> |

**SENSER 18**  
CW, rund, PHASE



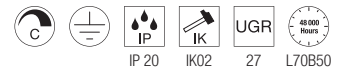
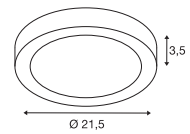
220-240V ~50/60Hz | 350mA  
Systemleistung: 13W  
Material: Aluminium



Down 830lm | 3000K  
990lm | 4000K

| Variante                      | Art.Nr.        | CHF           |
|-------------------------------|----------------|---------------|
| ○ weiß<br>830lm   3000K   13W | <b>1003015</b> | <b>117.00</b> |
| ○ weiß<br>990lm   4000K   12W | <b>1004701</b> | <b>99.00</b>  |

**SENSER 24**  
CW, rund, PHASE



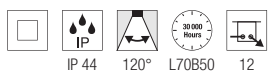
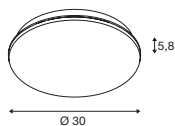
220-240V ~50/60Hz | 500mA  
Systemleistung: 15W  
Material: Aluminium



Down 1140lm | 3000K  
1300lm | 4000K

| Variante                 | Art.Nr.        | CHF           |
|--------------------------|----------------|---------------|
| ○ weiß<br>1140lm   3000K | <b>1003016</b> | <b>117.00</b> |
| ○ weiß<br>1300lm   4000K | <b>1004702</b> | <b>106.00</b> |

SIMA  
CW, rund, Sensor



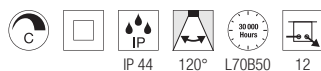
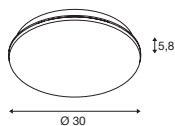
220-240V ~50/60Hz | 320mA  
Systemleistung: 24W  
Material: Polycarbonat (PC)



Down 2200lm | 3000K

| Variante | Art.Nr. | CHF    |
|----------|---------|--------|
| ○ weiß   | 1005086 | 202.00 |

SIMA  
CW, rund, PHASE




220-240V ~50/60Hz | 320mA  
Systemleistung: 24W  
Material: Polycarbonat (PC)




Down 2200lm | 3000K

| Variante | Art.Nr. | CHF    |
|----------|---------|--------|
| ○ weiß   | 1005085 | 179.00 |



163020 420

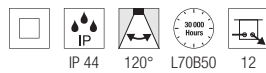
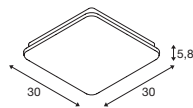


1005088 421



1005087 421

SIMA  
CW, quadratisch, Sensor



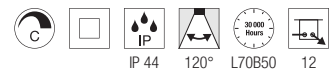
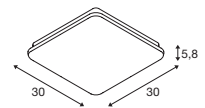
220-240V ~50/60Hz | 320mA  
Systemleistung: 24W  
Material: Polycarbonat (PC)



Down 2200lm | 3000K

| Variante | Art.Nr. | CHF    |
|----------|---------|--------|
| ○ weiß   | 1005088 | 202.00 |

SIMA  
CW, quadratisch, PHASE



220-240V ~50/60Hz | 320mA  
Systemleistung: 24W  
Material: Polycarbonat (PC)



Down 2200lm | 3000K

| Variante | Art.Nr. | CHF    |
|----------|---------|--------|
| ○ weiß   | 1005087 | 179.00 |

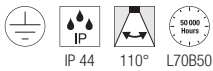
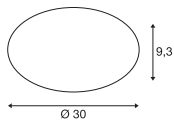



1002021 423





LIPSY® 30  
CW, Dome



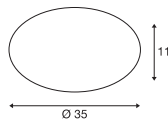

220-240V ~50/60Hz | 350mA  
Systemleistung: 13.5W  
Material: Aluminium / Polycarbonat (PC)



Down 1550lm | 3000K | 1600lm | 4000K

| Variante | Art.Nr. | CHF    |
|----------|---------|--------|
| ○ weiß   | 1002020 | 117.00 |

LIPSY® 40  
CW, Dome



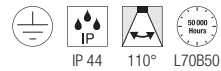
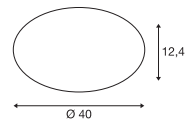

220-240V ~50/60Hz | 500mA  
Systemleistung: 17.5W  
Material: Aluminium / Polycarbonat (PC)



Down 2050lm | 3000K | 2200lm | 4000K

| Variante | Art.Nr. | CHF    |
|----------|---------|--------|
| ○ weiß   | 1002021 | 138.00 |

LIPSY® 50  
CW, Dome



220-240V ~50/60Hz | 500mA  
Systemleistung: 20W  
Material: Aluminium / Polycarbonat (PC)



Down 2500lm | 3000K | 2700lm | 4000K

| Variante | Art.Nr. | CHF    |
|----------|---------|--------|
| ○ weiß   | 1002022 | 160.00 |

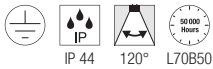
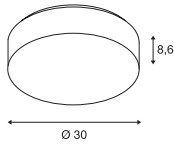

1002076 425







LIPSY® 30  
CW, Drum



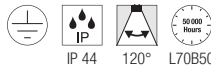
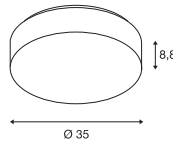

220-240V ~50/60Hz | 350mA  
Systemleistung: 13.5W  
Material: Aluminium / Polycarbonat (PC)



Down 1600lm | 3000K | 1650lm | 4000K

| Variante | Art.Nr. | CHF    |
|----------|---------|--------|
| ○ weiß   | 1002075 | 127.00 |

LIPSY® 40  
CW, Drum



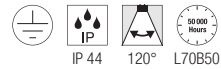
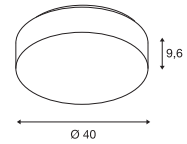

220-240V ~50/60Hz | 500mA  
Systemleistung: 17.5W  
Material: Aluminium / Polycarbonat (PC)



Down 2100lm | 3000K | 2300lm | 4000K

| Variante | Art.Nr. | CHF    |
|----------|---------|--------|
| ○ weiß   | 1002076 | 138.00 |

LIPSY® 50  
CW, Drum



220-240V ~50/60Hz | 500mA  
Systemleistung: 20W  
Material: Aluminium / Polycarbonat (PC)



Down 2450lm | 3000K | 2600lm | 4000K

| Variante | Art.Nr. | CHF    |
|----------|---------|--------|
| ○ weiß   | 1002077 | 160.00 |

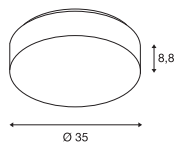



1002940 426

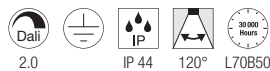
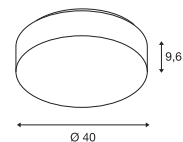


1002941 426

### LIPSY® 40 CW, Drum, DALI



### LIPSY® 50 CW, Drum, DALI

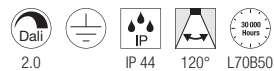


220-240V ~50/60Hz | 500mA  
Systemleistung: 18W  
Material: Aluminium / Polycarbonat (PC)



Down 2100lm | 3000K | 2300lm | 4000K

| Variante | Art.Nr. | CHF    |
|----------|---------|--------|
| ○ weiß   | 1002940 | 239.00 |



220-240V ~50/60Hz | 500mA  
Systemleistung: 21W  
Material: Aluminium / Polycarbonat (PC)



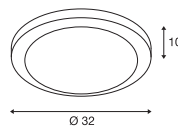
Down 2450lm | 3000K | 2600lm | 4000K

| Variante | Art.Nr. | CHF    |
|----------|---------|--------|
| ○ weiß   | 1002941 | 249.00 |



155236 427

MELAN  
CW, E27



220-240V ~50/60Hz  
Material: Aluminium / Glas



Socket: 1xE27 max. Ø: 7 cm L: 16 cm

| Variante    | Art.Nr. | CHF    |
|-------------|---------|--------|
| ● aluminium | 155236  | 125.00 |

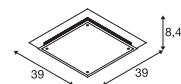


A60 | 7.5W | 320°  
2700K | 800lm | EEK=F  
8kWh/1000h



Art. Nr.: 1005303 | 12.90 CHF

GLASSA  
CW, quadratisch, E27



220-240V ~50/60Hz  
Material: Stahl / Glas



Socket: 2xE27 max. Ø: 4.8 cm L: 14.8 cm

| Variante              | Art.Nr. | CHF    |
|-----------------------|---------|--------|
| ● transparent / chrom | 155180  | 156.00 |



LED E27 | 8W | 240°  
4000K | 920lm | EEK=E  
8kWh/1000h



Art. Nr.: 1005290 | 12.90 CHF



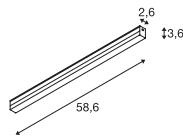
155180 427

1006124 429





## BATTEN 60 CW



220-240V ~50/60Hz | 110mA  
Systemleistung: 9W  
Material: Polycarbonat (PC)

- Schalter am Leuchtengehäuse
- Einspeiser exkl.



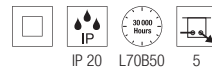
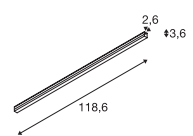
Down 940lm | 3000K | 980lm | 4000K

| Variante                   | Art.Nr.        | CHF          |
|----------------------------|----------------|--------------|
| <input type="radio"/> weiß | <b>1006123</b> | <b>55.00</b> |



| Artikel                    | Art.Nr.        | CHF          |
|----------------------------|----------------|--------------|
| Direkt Verbinder           |                |              |
| <input type="radio"/> weiß | <b>1006128</b> | <b>3.50</b>  |
| Einspeiser                 |                |              |
| <input type="radio"/> weiß | <b>1006125</b> | <b>13.50</b> |
| Montage Klammern           |                |              |
| <input type="radio"/> weiß | <b>1006126</b> | <b>3.10</b>  |
| Verbinder 60 cm Kabellänge |                |              |
| <input type="radio"/> weiß | <b>1006127</b> | <b>7.40</b>  |

## BATTEN 120 CW



220-240V ~50/60Hz | 220mA  
Systemleistung: 18W  
Material: Polycarbonat (PC)

- Schalter am Leuchtengehäuse
- Einspeiser exkl.



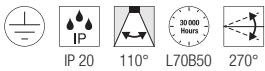
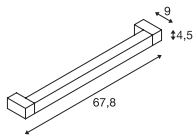
Down 1900lm | 3000K | 1960lm | 4000K

| Variante                   | Art.Nr.        | CHF          |
|----------------------------|----------------|--------------|
| <input type="radio"/> weiß | <b>1006124</b> | <b>77.00</b> |



| Artikel                    | Art.Nr.        | CHF          |
|----------------------------|----------------|--------------|
| Direkt Verbinder           |                |              |
| <input type="radio"/> weiß | <b>1006128</b> | <b>3.50</b>  |
| Einspeiser                 |                |              |
| <input type="radio"/> weiß | <b>1006125</b> | <b>13.50</b> |
| Montage Klammern           |                |              |
| <input type="radio"/> weiß | <b>1006126</b> | <b>3.10</b>  |
| Verbinder 60 cm Kabellänge |                |              |
| <input type="radio"/> weiß | <b>1006127</b> | <b>7.40</b>  |

LONG GRILL  
CW



220-240V ~50/60Hz | 700mA  
Systemleistung: 20W  
Material: Aluminium / Acryl



Down 1600lm | 3000K

| Variante  | Art.Nr. | CHF    |
|-----------|---------|--------|
| ● schwarz | 1001020 | 359.00 |
| ○ weiß    | 1001019 | 359.00 |

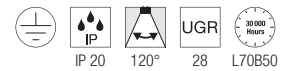
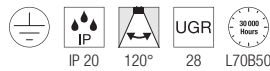
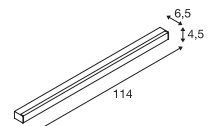
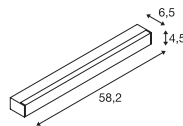



1001020 430



SIGHT 60  
CW

SIGHT 115  
CW



220-240V ~50/60Hz | 700mA  
Systemleistung: 20W  
Material: Aluminium / Acryl

220-240V ~50/60Hz | 700mA  
Systemleistung: 38W  
Material: Aluminium / Acryl

- Schalter am Leuchtengehäuse




Down 1490lm | 3000K

Down 3100lm | 3000K

| Variante  | Art.Nr. | CHF    |
|-----------|---------|--------|
| ● schwarz | 1001283 | 269.00 |
| ○ weiß    | 1001284 | 269.00 |

| Variante  | Art.Nr. | CHF    |
|-----------|---------|--------|
| ● schwarz | 1001286 | 359.00 |
| ○ weiß    | 1001287 | 359.00 |





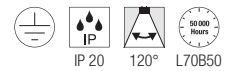
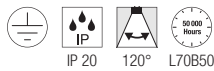
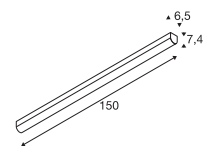
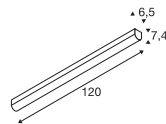




BENA 120  
CW

BENA 150  
CW

631337 433



220-240V ~50/60Hz | 700mA  
Systemleistung: 28W  
Material: Polymethylacrylat (PMMA) / Stahl

220-240V ~50/60Hz | 700mA  
Systemleistung: 36W  
Material: Polymethylacrylat (PMMA) / Stahl



Down 3800lm | 3000K

Down 5000lm | 3000K

| Variante                   | Art.Nr. | CHF    |
|----------------------------|---------|--------|
| <input type="radio"/> weiß | 631337  | 209.00 |

| Variante                   | Art.Nr. | CHF    |
|----------------------------|---------|--------|
| <input type="radio"/> weiß | 631339  | 249.00 |



1007697 439





NEW

**ONE®**  
finden Sie auf den  
Familienseiten  
196-197

**LED**



NEW

**LED**

VINOLINA ONE | 437



NEW

**LED**

VINOLINA | 437



NEW

**LED**

VINOLINA TWO | 439



NEW

**LED**

TAHA | 441



NEW

**SCKET**

TINY SUN | 443



NEW

**SCKET**

LITTLE SUN | 443



NEW

**SCKET**

VARYT | 443



NEW

**LED**

WORKLIGHT  
PRO | 444



NEW

**LED**

WORKLIGHT  
PRO | 444



**LED**

WORKLIGHT | 445



**LED**

WORKLIGHT | 445



**SCKET**

FENDA | 447



**SCKET**

FENDA | 447



**SCKET**

FENDA | 447



**SCKET**

FENDA | 448



**SCKET**

FENDA BOW  
BASIS | 448



**SCKET**

FENDA | 448



**SCKET**

FENDA | 449




**SCKET**

FENDA | 449



**SCKET**

FENDA | 449



**LED**

KARPO | 452



**LED**

KARPO | 452



**SCKET**

PHELIA | 453



**LED**

TONILA | 453




**LED**

MAGANDA | 453



1007357 437


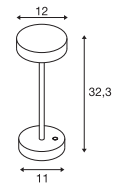
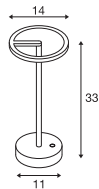



1007360 437



## VINOLINA ONE TL, Akku


## VINOLINA TL, Akku



IP54 L80B10

5VBatteriebetrieb  
Systemleistung: 2.5W  
Material: Aluminium

- Laufzeit 12h
- Ladezeit 7h
- inkl. Ladeplatte
- exkl. Netzteil
- USB A



IP54 L80B10

5VBatteriebetrieb  
Systemleistung: 2.2W  
Material: Aluminium

- Laufzeit 12h
- Ladezeit 7h
- inkl. Ladeplatte
- exkl. Netzteil
- USB A



Down

125lm | 2700K



Down

130lm | 2700K


130lm | 3000K

| Variante  | Art.Nr. | CHF    |
|-----------|---------|--------|
| ● schwarz | 1007359 | 159.90 |
| ○ weiß    | 1007357 | 159.90 |
| ● rost    | 1007358 | 159.90 |


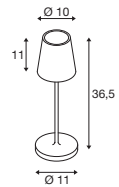
| Variante  | Art.Nr. | CHF    |
|-----------|---------|--------|
| ● schwarz | 1007362 | 159.90 |
| ○ weiß    | 1007360 | 159.90 |
| ● rost    | 1007361 | 159.90 |



1007692 439



## VINOLINA TWO TL, Akku



IP65 L70B20

5V Batteriebetrieb  
Systemleistung: 2W  
Material: Aluminium

- Touch dimmbar
- Laufzeit 10h
- Ladezeit 5h
- inkl. Ladestation für eine Leuchte



Down

190lm | 2200K  
2700K  
3000K

| Variante   | Art.Nr. | CHF    |
|------------|---------|--------|
| ● schwarz  | 1007693 | 159.90 |
| ○ weiß     | 1007692 | 159.90 |
| ● sand     | 1007697 | 159.90 |
| ● rost     | 1007695 | 159.90 |
| ● rot      | 1007694 | 159.90 |
| ● lindgrün | 1007696 | 159.90 |




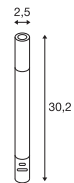
1007380 441





# TAHA

Leuchten-Set, AKKU



100-240V ~50/60Hz | 5V Batteriebetrieb  
 Systemleistung: 5W  
 Max. U-out Treiber: 5V DC  
 Material: Aluminium / Kunststoff

- inkl. Ladekabel




Down

200lm | 2700K

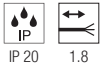
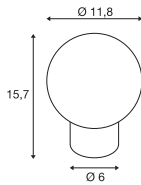
| Variante  | Art.Nr. | CHF      |
|-----------|---------|----------|
| ● schwarz | 1007380 | ● 182.90 |







TINY SUN  
TL



220-240V ~50/60Hz  
Material: Stahl

- Eurostecker



Socket: 1xG9 max. Ø: 3 cm L: 6 cm

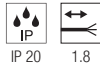
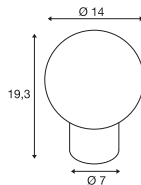
| Variante | Art.Nr. | CHF    |
|----------|---------|--------|
| ● kupfer | 1007364 | 113.90 |
| ● bronze | 1007363 | 113.90 |



LED G9 | 3.6W | 300°  
3000K | 400lm | EEK=E  
4kWh/1000h

Art. Nr.: 1005286 | 12.90 CHF

LITTLE SUN  
TL



220-240V ~50/60Hz  
Material: Stahl

- Eurostecker



Socket: 1xG9 max. Ø: 3 cm L: 6 cm

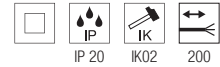
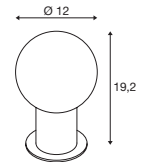
| Variante | Art.Nr. | CHF    |
|----------|---------|--------|
| ● kupfer | 1007366 | 125.40 |
| ● bronze | 1007365 | 125.40 |



LED G9 | 3.6W | 300°  
3000K | 400lm | EEK=E  
4kWh/1000h

Art. Nr.: 1005286 | 12.90 CHF

VARYT  
TL, E14



220-240V ~50/60Hz  
Material: Aluminium / Stahl

- Eurostecker



Socket: 1xE14 max. Ø: 3.8 cm L: 11 cm

| Variante  | Art.Nr. | CHF    |
|-----------|---------|--------|
| ● schwarz | 1007620 | 166.80 |
| ○ weiß    | 1007622 | 166.80 |
| ● messing | 1007623 | 207.00 |
| ● chrom   | 1007621 | 184.00 |

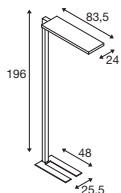



C35 | 4.2W | 320°  
2700K | 350lm | EEK=G  
5kWh/1000h

Art. Nr.: 1005285 | 12.90 CHF



WORKLIGHT PRO  
FL, single



200-240V ~50/60Hz | 48V  
Systemleistung: 100W  
Material: Aluminium / Stahl

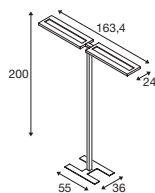

- Schutzkontaktstecker
- Touch dimmbar



Up 10700lm | 4000K  
Down 2300lm

| Variante  | Art.Nr. | CHF      |
|-----------|---------|----------|
| ● schwarz | 1007462 | 1'092.50 |
| ○ weiß    | 1007463 | 1'092.50 |
| ● grau    | 1007464 | 1'092.50 |

WORKLIGHT PRO  
FL, double



200-240V ~50/60Hz | 48V  
Systemleistung: 150W  
Material: Aluminium / Stahl

- Schutzkontaktstecker
- Touch dimmbar



Up 15600lm | 4000K  
Down 4400lm

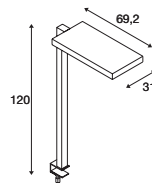
| Variante  | Art.Nr. | CHF      |
|-----------|---------|----------|
| ● schwarz | 1007465 | 2'011.40 |
| ○ weiß    | 1007466 | 2'011.40 |
| ● grau    | 1007467 | 2'011.40 |



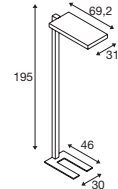


1006344 445

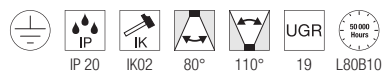
## WORKLIGHT TL



## WORKLIGHT FL



1005391 445



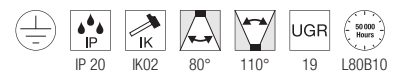
200-240V ~50/60Hz | 2000mA  
Systemleistung: 79W  
Material: Aluminium

- Klemmbereich von 6-40mm
- Schutzkontaktstecker
- Touch dimmbar



Up 3800lm | 4000K  
Down 3800lm

| Variante  | Art.Nr. | CHF    |
|-----------|---------|--------|
| ● schwarz | 1005392 | 889.00 |
| ○ weiß    | 1005394 | 889.00 |
| ● silber  | 1006344 | 869.00 |



200-240V ~50/60Hz | 2000mA  
Systemleistung: 79W  
Material: Aluminium

- Schutzkontaktstecker
- Touch dimmbar



Up 3800lm | 4000K  
Down 3800lm


| Variante  | Art.Nr. | CHF    |
|-----------|---------|--------|
| ● schwarz | 1005390 | 899.00 |
| ○ weiß    | 1005391 | 899.00 |
| ● silber  | 1006343 | 959.00 |



132660 + 1000580 296 + 449

155790 + 155592 447 + 449

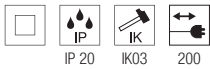

155780 + 155592 447 + 449



155780 + 1004773 447 + 448



### FENDA TL, E27



220-240V ~50/60Hz  
Material: Stahl

- Eurostecker und Schalter



Socket: 1xE27

| Variante  | Art.Nr. | CHF   |
|-----------|---------|-------|
| ● schwarz | 155780  | 96.00 |

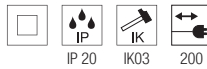


A60 | 7.5W | 320°  
2700K | 800lm | EEK=F  
8kWh/1000h



Art. Nr.: 1005303 | 12.90 CHF

### FENDA FL, E27



220-240V ~50/60Hz  
Material: Stahl / Kunststoff

- Eurostecker und Schalter



Socket: 1xE27

| Variante  | Art.Nr. | CHF    |
|-----------|---------|--------|
| ● schwarz | 155790  | 169.00 |

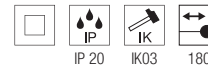



LED E27 | 13.2W | 220°  
2700K | 1300lm | EEK=F  
13kWh/1000h



Art. Nr.: 1005302 | 17.00 CHF

### FENDA TL, E27



220-240V ~50/60Hz  
Material: Aluminium / Kunststoff

- Eurostecker und Schalter



Socket: 1xE27

| Variante  | Art.Nr. | CHF   |
|-----------|---------|-------|
| ● schwarz | 155540  | 96.00 |

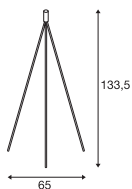


LED E27 | 7.5W | 320°  
2500K | 700lm | EEK=F  
8kWh/1000h



Art. Nr.: 1005265 | 33.00 CHF

FENDA  
FL, E27



220-240V ~50/60Hz  
Material: Aluminium

- Schalter am Leuchtenkopf
- Eurostecker



Socket: 1xE27

| Variante  | Art.Nr. | CHF    |
|-----------|---------|--------|
| ● schwarz | 155490  | 156.00 |

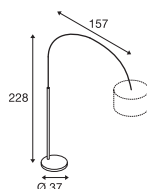


LED E27 | 13.2W | 220°  
2700K | 1300lm | EEK=F  
13kWh/1000h



Art. Nr.: 1005302 | 17.00 CHF

FENDA BOW BASIS  
FL, E27



220-240V ~50/60Hz  
Material: Stahl

- max. zulässiges Schirmgewicht 900g
- Eurostecker und Schalter



Socket: 1xE27

max. L: 17.5 cm

| Variante  | Art.Nr. | CHF    |
|-----------|---------|--------|
| ● schwarz | 1003029 | 279.00 |
| ● chrom   | 1000763 | 289.00 |



A60 | 7.5W | 320°  
2700K | 800lm | EEK=F  
8kWh/1000h



Art. Nr.: 1005303 | 12.90 CHF

FENDA  
15 cm, rund



H: 40 cm  
Ø: 15 cm  
Material: Textil / Stahl

| Variante           | Art.Nr. | CHF   |
|--------------------|---------|-------|
| ● schwarz / kupfer | 156152  | 64.00 |
| ○ weiß             | 156141  | 55.00 |
| ● grau             | 1004773 | 55.00 |
| ● beige            | 156143  | 55.00 |



155490 + 1004773 448 + 449





FENDA  
30 cm, rund



H: 20 cm  
Ø: 30 cm  
Material: Textil / Stahl

FENDA  
Ø 45 cm, rund



H: 28 cm  
Ø: 45.5 cm  
Material: Textil / Stahl

FENDA  
Ø 70 cm, rund




H: 36 cm  
Ø: 70 cm  
Material: Textil / Stahl

• Nicht für Fenda Bow geeignet.

| Variante            | Art.Nr. | CHF   |
|---------------------|---------|-------|
| ●● schwarz / kupfer | 155592  | 85.00 |
| ○ weiß              | 155582  | 64.00 |
| ● grau              | 1004774 | 64.00 |
| ● beige             | 155583  | 64.00 |

| Variante            | Art.Nr. | CHF    |
|---------------------|---------|--------|
| ●● schwarz / kupfer | 156122  | 117.00 |
| ○ weiß              | 156111  | 102.00 |
| ● grau              | 1004775 | 102.00 |
| ● beige             | 156113  | 102.00 |

| Variante            | Art.Nr. | CHF    |
|---------------------|---------|--------|
| ●● schwarz / kupfer | 1000580 | 156.00 |
| ○ weiß              | 1000579 | 138.00 |



1003032 448

# MIX & MATCH FENDA

## FENDA Ø15

|         |         |
|---------|---------|
| Schwarz | 156152  |
| Weiß    | 156141  |
| Beige   | 156143  |
| Grau    | 1004773 |




## FENDA Ø30

|         |         |
|---------|---------|
| Schwarz | 155592  |
| Weiß    | 155582  |
| Beige   | 155583  |
| Grau    | 1004774 |



## FENDA Ø45

|         |         |
|---------|---------|
| Schwarz | 156122  |
| Weiß    | 156111  |
| Beige   | 156113  |
| Grau    | 1004775 |



**FENDA BOW**

|         |         |
|---------|---------|
| Schwarz | 1003029 |
| Chrom   | 1000763 |



**FENDA TL**

|         |        |
|---------|--------|
| Schwarz | 155780 |
|---------|--------|




**FENDA FL**

|         |        |
|---------|--------|
| Schwarz | 155790 |
|---------|--------|



**FENDA TL**

|         |        |
|---------|--------|
| Schwarz | 155540 |
|---------|--------|



**FENDA FL**

|         |        |
|---------|--------|
| Schwarz | 155490 |
|---------|--------|


Kombinieren Sie SLV Mix & Match Produkte ganz nach Ihrem Geschmack. Perfekt aufeinander abgestimmt, können Sie nicht nur innerhalb der FENDA Familie, sondern auch zwischen den Produktfamilien FENDA und FITU kombinieren. SLV Mix & Match Produkte erkennen Sie an dem folgenden Symbol:



**MIX**  
match

## FENDA Ø70

Schwarz | 1000580  
Weiß | 1000579



## FENDA Ø12,5

*Glass Shade*

Braun | 1000773



## FENDA PD

Schwarz | 132660  
Weiß | 132661  
Chrom | 132662

## FENDA CL

Schwarz | 155550  
Weiß | 155551

## FITU CRANE BASE

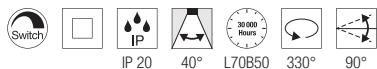
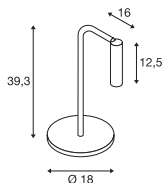
Schwarz | 1004682



## FITU PD

Schwarz | 132690  
Weiß | 132691

KARPO  
TL



200-240V ~50/60Hz | 500mA  
Systemleistung: 6.2W  
Material: Aluminium

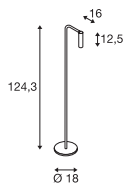
- Schalter im Leuchtenkopf
- Steckernetzteil



Down 360lm | 430lm | 3000K

| Variante           | Art.Nr. | CHF    |
|--------------------|---------|--------|
| ● schwarz<br>360lm | 1001461 | 219.00 |
| ○ weiß<br>430lm    | 1001460 | 219.00 |

KARPO  
FL




200-240V ~50/60Hz | 500mA  
Systemleistung: 6.2W  
Material: Aluminium

- Schalter im Leuchtenkopf
- Steckernetzteil




Down 360lm | 430lm | 3000K

| Variante           | Art.Nr. | CHF    |
|--------------------|---------|--------|
| ● schwarz<br>360lm | 1001463 | 289.00 |
| ○ weiß<br>430lm    | 1001462 | 289.00 |



1001463 452



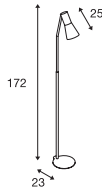
146010 453



1002583 453



## PHELIA FL, E27



220-240V ~50/60Hz  
Material: Aluminium / Stahl

- Schalter am Leuchtenkopf
- Schutzkontaktstecker und Schalter



Sockel: 1xE27      max. Ø: 5.3 cm      L: 18 cm

| Variante  | Art.Nr. | CHF    |
|-----------|---------|--------|
| ● schwarz | 146010  | 289.00 |

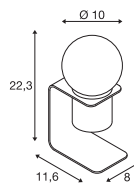


A60 | 7.5W | 320°  
2700K | 800lm | EEK=F  
8kWh/1000h



Art. Nr.: 1005303 | 12.90 CHF

## TONILA TL



5VBatteriebetrieb  
Systemleistung: 1.6W  
Material: Aluminium / Kunststoff

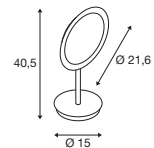
- Batterie 3.6V 2000mAh inkl.
- Netzteil exkl. USB Ladegerät 5V DC/1-2A benötigt. Für MINI-USB Ladekabel.
- Durch Taster in 3 Stufen dimmbar.



Down      90lm | 2700K

| Variante  | Art.Nr. | CHF    |
|-----------|---------|--------|
| ● schwarz | 1002583 | 149.00 |

## MAGANDA TL



100-240V ~50/60Hz | 12V  
Systemleistung: 4.8W  
Material: Stahl / Glas

- Farbtemperatur durch Taster in 3 Stufen wählbar
- IP44 Schutzkontaktstecker



45lm | 2700K      48lm | 3000K      51lm | 4000K

| Variante            | Art.Nr. | CHF    |
|---------------------|---------|--------|
| ● chrom / gefrostet | 1004970 | 205.00 |

1006672 469

1006623 475

1006834 471





NEW



NUMINOS® XS | 468



NEW



NUMINOS® S | 468



NEW



NUMINOS® XS | 470



NEW



NUMINOS® S | 470



NEW



IN-LINE 22 | 473



NEW




IN-LINE 22 | 473



NEW



IN-LINE 44 | 475



NEW



IN-LINE 44 | 475



NEW



IN-LINE 24 | 477



NEW



IN-LINE 46 | 477

1006623 + 1006617 475 + 473







# 48V TRACK

## Aufbauschiene DALI



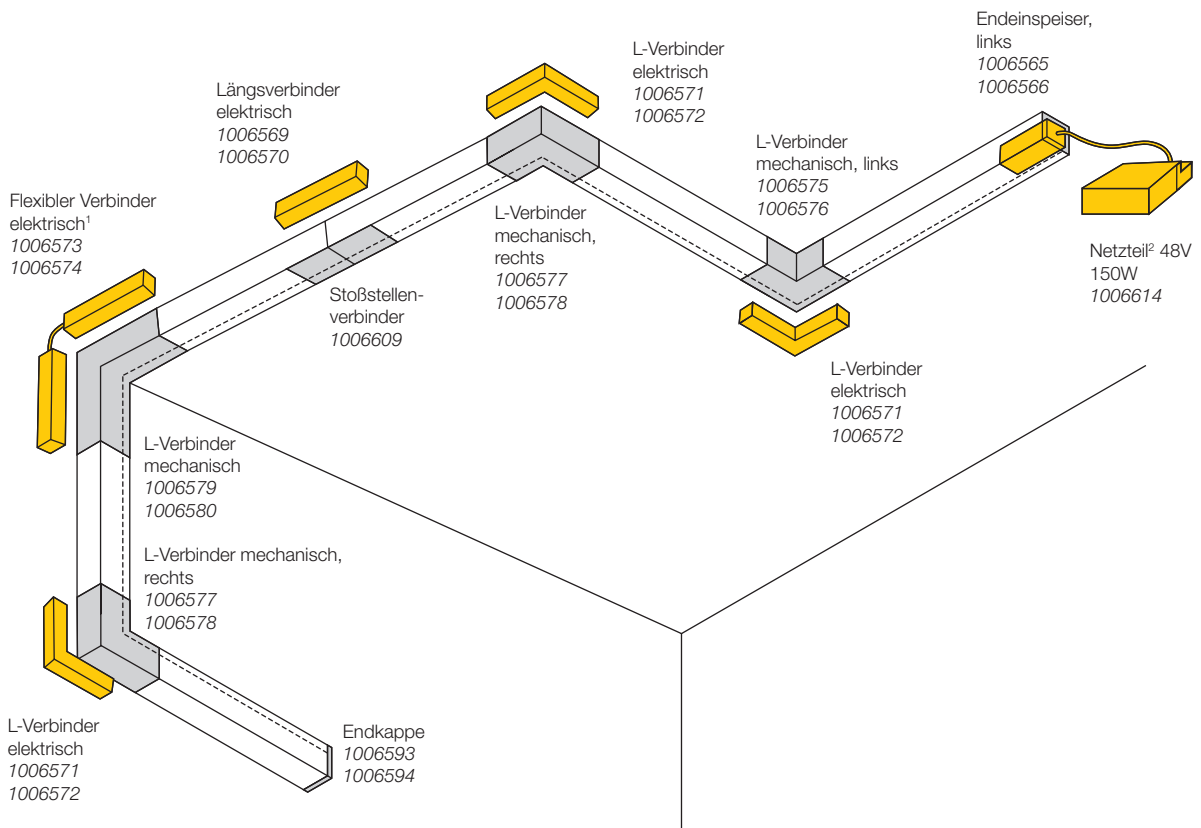
|                      | 1 m               | 1 m               | 2 m               | 2 m               |
|----------------------|-------------------|-------------------|-------------------|-------------------|
| Nennspannung (V)     | 48V DC            | 48V DC            | 48V DC            | 48V DC            |
| max. Stromstärke (A) | 16                | 16                | 16                | 16                |
| max. mech. Belastung | 5 kg              | 5 kg              | 10 kg             | 10 kg             |
| Farbe                | ● schwarz         | ○ weiß            | ● schwarz         | ○ weiß            |
| Material             | Aluminium         | Aluminium         | Aluminium         | Aluminium         |
| L x B x H (cm)       | 100 x 2,62 x 2,26 | 100 x 2,62 x 2,26 | 200 x 2,62 x 2,26 | 200 x 2,62 x 2,26 |
| Art.Nr.              | 1006541 ●         | 1006542 ●         | 1006543 ●         | 1006544 ●         |
| CHF                  | 60.90             | 60.90             | 105.00            | 105.00            |
|                      | 3 m               | 3 m               | 4 m               | 4 m               |
| Nennspannung (V)     | 48V DC            | 48V DC            | 48V DC            | 48V DC            |
| max. Stromstärke (A) | 16                | 16                | 16                | 16                |
| max. mech. Belastung | 15 kg             | 15 kg             | 20 kg             | 20 kg             |
| Farbe                | ● schwarz         | ○ weiß            | ● schwarz         | ○ weiß            |
| Material             | Aluminium         | Aluminium         | Aluminium         | Aluminium         |
| L x B x H (cm)       | 300 x 2,62 x 2,26 | 300 x 2,62 x 2,26 | 400 x 2,62 x 2,26 | 400 x 2,62 x 2,26 |
| Art.Nr.              | 1006545 ●         | 1006546 ●         | 1006547 ●         | 1006548 ●         |
| CHF                  | 165.00            | 165.00            | 225.00            | 225.00            |



NEW

# 48V TRACK

## Aufbauschiene DALI Planungshilfe und Zubehör auf einen Blick



<sup>1</sup> Bitte beachten Sie, dass elektrische und mechanische Verbinder immer zusammen installiert werden müssen.

<sup>2</sup> Netzteil muss extern platziert werden.



**Endeinspeiser, rechts**  
16A max. | Polycarbonat (PC)  
L: 9.7 cm | B: 1.6 cm | H: 1.9 cm

● schwarz Art.Nr. 1006567 17.90 CHF  
○ weiß Art.Nr. 1006568 17.90 CHF

**Netzteil 48V | 60W**  
Polycarbonat (PC)  
L: 18 cm | B: 4.5 cm | H: 2.7 cm

○ weiß Art.Nr. 1006613 74.90 CHF

**Endeinspeiser, links**  
16A max. | Polycarbonat (PC)  
L: 9.7 cm | B: 1.6 cm | H: 1.9 cm

● schwarz Art.Nr. 1006565 17.90 CHF  
○ weiß Art.Nr. 1006566 17.90 CHF

**Netzteil 150W | 48V**  
Metall / Polycarbonat (PC)  
L: 19.05 cm | B: 8.8 cm | H: 3.55 cm

● schwarz Art.Nr. 1006614 160.00 CHF

**L-Connector mechanisch, f. Aufbauschiene standard, rechts (f. Deckeninstallation)**  
Aluminium  
L: 7.1 cm | B: 7.1 cm | H: 2.19 cm

● schwarz Art.Nr. 1006577 25.90 CHF  
○ weiß Art.Nr. 1006578 25.90 CHF

**Abdeckung, 20mm f. Standardschiene Aufbau, 2 m**  
Aluminium / Polycarbonat (PC)  
L: 200 cm | B: 2 cm | H: 0.6 cm

● schwarz Art.Nr. 1006611 12.90 CHF  
○ weiß Art.Nr. 1006612 12.90 CHF

**L-Connector mechanisch, f. Aufbauschiene standard, links (f. Deckeninstallation)**  
Aluminium  
L: 7.1 cm | B: 7.1 cm | H: 2.19 cm

● schwarz Art.Nr. 1006575 25.90 CHF  
○ weiß Art.Nr. 1006576 25.90 CHF

**Endkappe f. Aufbauschiene standard**  
Polycarbonat (PC)  
L: 2.6 cm | B: 0.2 cm | H: 2.2 cm

● schwarz Art.Nr. 1006593 4.50 CHF  
○ weiß Art.Nr. 1006594 4.50 CHF

**L-Verbinder mechanisch, f. Aufbauschiene, standard, Stereo, (Wand-/Decke)**  
Aluminium  
L: 8.4 cm | B: 2.62 cm | H: 8.4 cm

● schwarz Art.Nr. 1006579 25.90 CHF  
○ weiß Art.Nr. 1006580 25.90 CHF

**Schienenverstärkungsplatte f. Aufbauschiene**  
Stahl  
L: 5 cm | B: 1.32 cm | H: 0.25 cm

● grau Art.Nr. 1006609 11.90 CHF

**L-Verbinder elektrisch, DALI**  
16A max. | Polycarbonat (PC)  
L: 11.4 cm | B: 11.4 cm | H: 1.9 cm

● schwarz Art.Nr. 1006571 32.90 CHF  
○ weiß Art.Nr. 1006572 32.90 CHF

**Schienenverstärkungsplatte mit Aufhängungsset, 3m-Drahtseil**  
Stahl  
L: 12 cm | B: 2.7 cm

● schwarz Art.Nr. 1006603 25.90 CHF  
○ weiß Art.Nr. 1006604 25.90 CHF

**Längsverbinder elektrisch, DALI**  
16A max. | Polycarbonat (PC)  
L: 14.4 cm | B: 1.6 cm | H: 1.9 cm

● schwarz Art.Nr. 1006569 25.90 CHF  
○ weiß Art.Nr. 1006570 25.90 CHF

**Schienenverstärkungsplatte mit Aufhängungsset, 1m-Stange**  
Stahl  
L: 12 cm | B: 2.7 cm

● schwarz Art.Nr. 1006601 25.90 CHF  
○ weiß Art.Nr. 1006602 25.90 CHF

**Flexibler Verbinder, elektrisch, DALI**  
16A max. | Polycarbonat (PC)  
L: 23 cm | B: 1.6 cm | H: 1.9 cm

● schwarz Art.Nr. 1006573 36.50 CHF  
○ weiß Art.Nr. 1006574 36.50 CHF

**Pendelabhängung, 1m-Stange**  
Stahl  
B: 2.9 cm

● schwarz Art.Nr. 1006605 22.90 CHF  
○ weiß Art.Nr. 1006606 22.90 CHF

**Transformator Gehäuse inkl. Endeinspeiser rechts, DALI**  
Polycarbonat (PC)  
L: 23.3 cm | B: 10.1 cm | H: 4.1 cm

● schwarz Art.Nr. 1007137 43.50 CHF  
○ weiß Art.Nr. 1007138 43.50 CHF

**Pendelabhängung, 3m-Drahtseil**  
Stahl  
B: 2.9 cm

● schwarz Art.Nr. 1006607 22.90 CHF  
○ weiß Art.Nr. 1006608 22.90 CHF

**Transformator Gehäuse inkl. Endeinspeiser links, DALI**  
Polycarbonat (PC)  
L: 23.3 cm | B: 10.1 cm | H: 4.1 cm

● schwarz Art.Nr. 1007083 43.50 CHF  
○ weiß Art.Nr. 1007084 43.50 CHF

**Befestigungsklemme**  
Aluminium  
L: 3 cm | B: 2.72 cm | H: 1.05 cm

● schwarz Art.Nr. 1006599 9.90 CHF  
○ weiß Art.Nr. 1006600 9.90 CHF


1006726 + 1006623 + 1006617 469 + 475 + 473





# 48V TRACK

## Aufbauschiene tief DALI



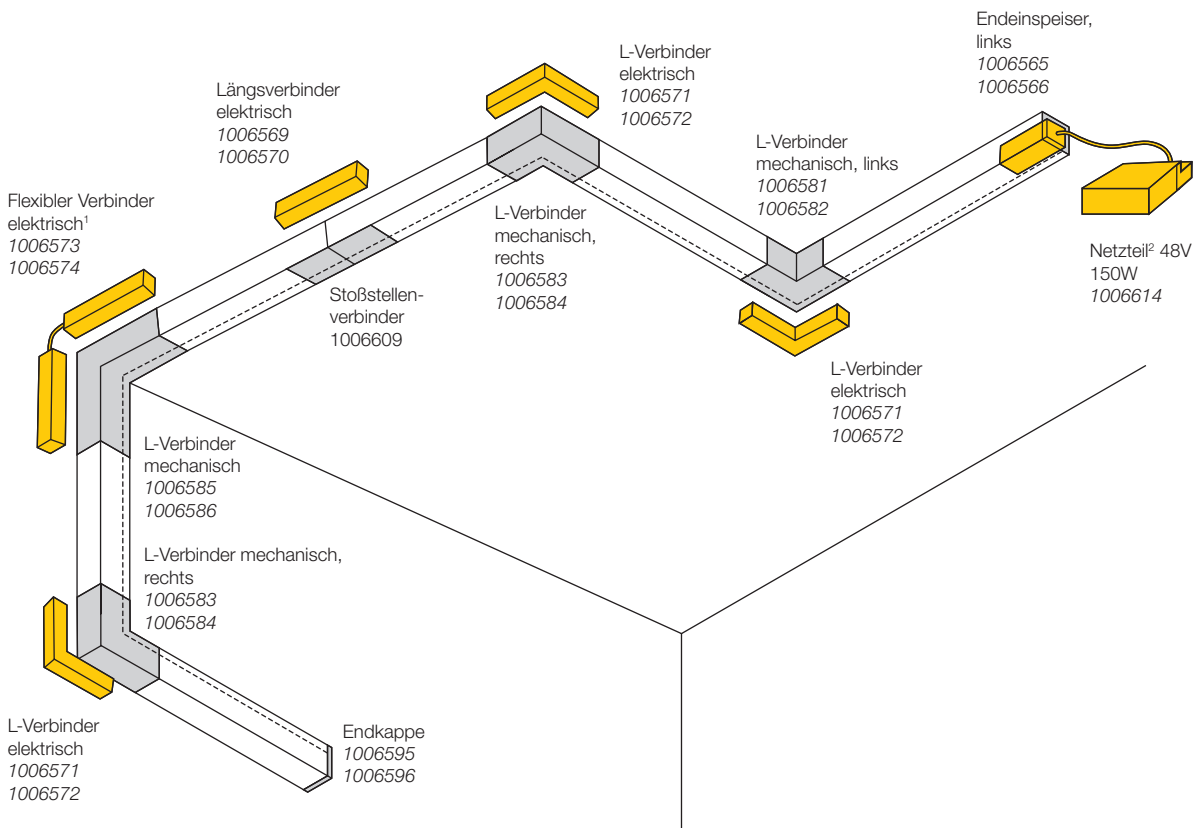
|                      | 1 m               | 1 m               | 2 m               | 2 m               |
|----------------------|-------------------|-------------------|-------------------|-------------------|
| Nennspannung (V)     | 48V DC            | 48V DC            | 48V DC            | 48V DC            |
| max. Stromstärke (A) | 16                | 16                | 16                | 16                |
| max. mech. Belastung | 5 kg              | 5 kg              | 10 kg             | 10 kg             |
| Farbe                | ● schwarz         | ○ weiß            | ● schwarz         | ○ weiß            |
| Material             | Aluminium         | Aluminium         | Aluminium         | Aluminium         |
| L x B x H (cm)       | 100 x 2,62 x 4,72 | 100 x 2,62 x 4,72 | 200 x 2,62 x 4,72 | 200 x 2,62 x 4,72 |
| Art.Nr.              | 1006549 ●         | 1006550 ●         | 1006551 ●         | 1006552 ●         |
| CHF                  | 74.90             | 74.90             | 140.00            | 140.00            |
|                      |                   |                   |                   |                   |
|                      | 3 m               | 3 m               | 4 m               | 4 m               |
| Nennspannung (V)     | 48V DC            | 48V DC            | 48V DC            | 48V DC            |
| max. Stromstärke (A) | 16                | 16                | 16                | 16                |
| max. mech. Belastung | 15 kg             | 15 kg             | 20 kg             | 20 kg             |
| Farbe                | ● schwarz         | ○ weiß            | ● schwarz         | ○ weiß            |
| Material             | Aluminium         | Aluminium         | Aluminium         | Aluminium         |
| L x B x H (cm)       | 300 x 2,62 x 4,72 | 300 x 2,62 x 4,72 | 400 x 2,62 x 4,72 | 400 x 2,62 x 4,72 |
| Art.Nr.              | 1006553 ●         | 1006554 ●         | 1006555 ●         | 1006556 ●         |
| CHF                  | 210.00            | 210.00            | 280.00            | 280.00            |



NEW

# 48V TRACK

Aufbauschiene tief DALI  
Planungshilfe und Zubehör auf einen Blick



<sup>1</sup> Bitte beachten Sie, dass elektrische und mechanische Verbinder immer zusammen installiert werden müssen.

<sup>2</sup> Netzteil muss extern platziert werden.

**Endeinspeiser, rechts**16A max. | Polycarbonat (PC)  
L: 9.7 cm | B: 1.6 cm | H: 1.9 cm

|           |         |         |           |
|-----------|---------|---------|-----------|
| ● schwarz | Art.Nr. | 1006567 | 17.90 CHF |
| ○ weiß    |         | 1006568 | 17.90 CHF |

**Netzteil 48V | 60W**Polycarbonat (PC)  
L: 18 cm | B: 4.5 cm | H: 2.7 cm

|        |         |         |           |
|--------|---------|---------|-----------|
| ○ weiß | Art.Nr. | 1006613 | 74.90 CHF |
|--------|---------|---------|-----------|

**Endeinspeiser, links**16A max. | Polycarbonat (PC)  
L: 9.7 cm | B: 1.6 cm | H: 1.9 cm

|           |         |         |           |
|-----------|---------|---------|-----------|
| ● schwarz | Art.Nr. | 1006565 | 17.90 CHF |
| ○ weiß    |         | 1006566 | 17.90 CHF |

**Netzteil 150W | 48V**Metall / Polycarbonat (PC)  
L: 19.05 cm | B: 8.8 cm | H: 3.55 cm

|           |         |         |            |
|-----------|---------|---------|------------|
| ● schwarz | Art.Nr. | 1006614 | 160.00 CHF |
|-----------|---------|---------|------------|

**L-Connector mechanisch f. Aufbauschiene tief, rechts (f. Deckeninstallation)**Aluminium  
L: 7.1 cm | B: 7.1 cm | H: 4.7 cm

|           |         |         |           |
|-----------|---------|---------|-----------|
| ● schwarz | Art.Nr. | 1006583 | 36.50 CHF |
| ○ weiß    |         | 1006584 | 36.50 CHF |

**Schienenabdeckung, 26mm, f. Aufbauschiene tief und Einbauschiene, 2 m**Polycarbonat (PC)  
L: 200 cm | B: 26 cm | H: 6 cm

|           |         |         |           |
|-----------|---------|---------|-----------|
| ● schwarz | Art.Nr. | 1007188 | 14.90 CHF |
| ○ weiß    |         | 1007189 | 14.90 CHF |

**L-Connector mechanisch f. Aufbauschiene tief, links (f. Deckeninstallation)**Aluminium  
L: 7.1 cm | B: 7.1 cm | H: 4.7 cm

|           |         |         |           |
|-----------|---------|---------|-----------|
| ● schwarz | Art.Nr. | 1006581 | 36.50 CHF |
| ○ weiß    |         | 1006582 | 36.50 CHF |

**Endkappe f. Aufbauschiene tief**Polycarbonat (PC)  
L: 2.6 cm | B: 0.2 cm | H: 4.7 cm

|           |         |         |          |
|-----------|---------|---------|----------|
| ● schwarz | Art.Nr. | 1006595 | 7.90 CHF |
| ○ weiß    |         | 1006596 | 7.90 CHF |

**L-Verbinder mechanisch, f. Aufbauschiene, tief, Stereo (Wand-/Decke)**Aluminium  
L: 8.4 cm | B: 8.4 cm | H: 4.7 cm

|           |         |         |           |
|-----------|---------|---------|-----------|
| ● schwarz | Art.Nr. | 1006585 | 36.50 CHF |
| ○ weiß    |         | 1006586 | 36.50 CHF |

**Schienenverstärkungsplatte f. Aufbauschiene**Stahl  
L: 5 cm | B: 1.32 cm | H: 0.25 cm

|        |         |         |           |
|--------|---------|---------|-----------|
| ● grau | Art.Nr. | 1006609 | 11.90 CHF |
|--------|---------|---------|-----------|

**L-Verbinder elektrisch, DALI**16A max. | Polycarbonat (PC)  
L: 11.4 cm | B: 11.4 cm | H: 1.9 cm

|           |         |         |           |
|-----------|---------|---------|-----------|
| ● schwarz | Art.Nr. | 1006571 | 32.90 CHF |
| ○ weiß    |         | 1006572 | 32.90 CHF |

**Schienenverstärkungsplatte mit Aufhängungsset, 3m-Drahtseil**Stahl  
L: 12 cm | B: 2.7 cm

|           |         |         |           |
|-----------|---------|---------|-----------|
| ● schwarz | Art.Nr. | 1006603 | 25.90 CHF |
| ○ weiß    |         | 1006604 | 25.90 CHF |

**Längsverbinder elektrisch, DALI**16A max. | Polycarbonat (PC)  
L: 14.4 cm | B: 1.6 cm | H: 1.9 cm

|           |         |         |           |
|-----------|---------|---------|-----------|
| ● schwarz | Art.Nr. | 1006569 | 25.90 CHF |
| ○ weiß    |         | 1006570 | 25.90 CHF |

**Schienenverstärkungsplatte mit Aufhängungsset, 1m-Stange**Stahl  
L: 12 cm | B: 2.7 cm

|           |         |         |           |
|-----------|---------|---------|-----------|
| ● schwarz | Art.Nr. | 1006601 | 25.90 CHF |
| ○ weiß    |         | 1006602 | 25.90 CHF |

**Flexibler Verbinder, elektrisch, DALI**16A max. | Polycarbonat (PC)  
L: 23 cm | B: 1.6 cm | H: 1.9 cm

|           |         |         |           |
|-----------|---------|---------|-----------|
| ● schwarz | Art.Nr. | 1006573 | 36.50 CHF |
| ○ weiß    |         | 1006574 | 36.50 CHF |

**Pendelabhängung, 1m-Stange**Stahl  
B: 2.9 cm

|           |         |         |           |
|-----------|---------|---------|-----------|
| ● schwarz | Art.Nr. | 1006605 | 22.90 CHF |
| ○ weiß    |         | 1006606 | 22.90 CHF |

**Transformator Gehäuse inkl. Endeinspeiser rechts, DALI**Polycarbonat (PC)  
L: 23.3 cm | B: 10.1 cm | H: 4.1 cm


|           |         |         |           |
|-----------|---------|---------|-----------|
| ● schwarz | Art.Nr. | 1007137 | 43.50 CHF |
| ○ weiß    |         | 1007138 | 43.50 CHF |

**Pendelabhängung, 3m-Drahtseil**Stahl  
B: 2.9 cm

|           |         |         |           |
|-----------|---------|---------|-----------|
| ● schwarz | Art.Nr. | 1006607 | 22.90 CHF |
| ○ weiß    |         | 1006608 | 22.90 CHF |


**Transformator Gehäuse inkl. Endeinspeiser links, DALI**Polycarbonat (PC)  
L: 23.3 cm | B: 10.1 cm | H: 4.1 cm

|           |         |         |           |
|-----------|---------|---------|-----------|
| ● schwarz | Art.Nr. | 1007083 | 43.50 CHF |
| ○ weiß    |         | 1007084 | 43.50 CHF |

**Befestigungsklemme**Aluminium  
L: 3 cm | B: 2.72 cm | H: 1.05 cm

|           |         |         |          |
|-----------|---------|---------|----------|
| ● schwarz | Art.Nr. | 1006599 | 9.90 CHF |
| ○ weiß    |         | 1006600 | 9.90 CHF |

1006783 + 1006672 + 1006635 471 + 471 + 475



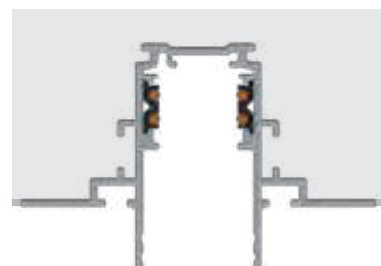




NEW

# 48V TRACK

## Einbauschiene DALI

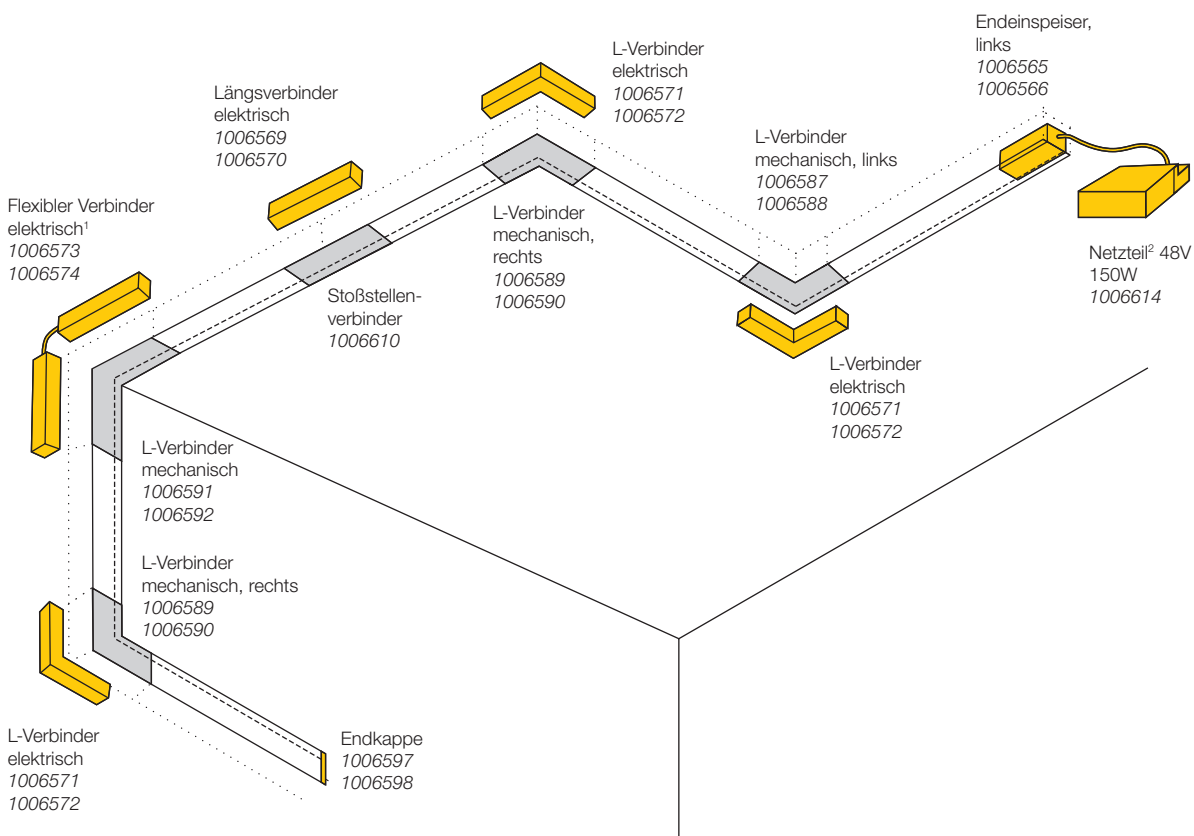


|                      | 1 m             | 1 m             | 2 m             | 2 m             |
|----------------------|-----------------|-----------------|-----------------|-----------------|
| Nennspannung (V)     | 48V DC          | 48V DC          | 48V DC          | 48V DC          |
| max. Stromstärke (A) | 16              | 16              | 16              | 16              |
| max. mech. Belastung | 5 kg            | 5 kg            | 10 kg           | 10 kg           |
| Farbe                | ● schwarz       | ○ weiß          | ● schwarz       | ○ weiß          |
| Material             | Aluminium       | Aluminium       | Aluminium       | Aluminium       |
| L x B x H (cm)       | 100 x 7,4 x 4,7 | 100 x 7,4 x 4,7 | 200 x 7,4 x 4,7 | 200 x 7,4 x 4,7 |
| Art.Nr.              | 1006557 ●       | 1006558 ●       | 1006559 ●       | 1006560 ●       |
| CHF                  | 99.90           | 99.90           | 170.00          | 170.00          |
|                      | 3 m             | 3 m             | 4 m             | 4 m             |
| Nennspannung (V)     | 48V DC          | 48V DC          | 48V DC          | 48V DC          |
| max. Stromstärke (A) | 16              | 16              | 16              | 16              |
| max. mech. Belastung | 15 kg           | 15 kg           | 20 kg           | 20 kg           |
| Farbe                | ● schwarz       | ○ weiß          | ● schwarz       | ○ weiß          |
| Material             | Aluminium       | Aluminium       | Aluminium       | Aluminium       |
| L x B x H (cm)       | 300 x 7,4 x 4,7 | 300 x 7,4 x 4,7 | 400 x 7,4 x 4,7 | 400 x 7,4 x 4,7 |
| Art.Nr.              | 1006561 ●       | 1006562 ●       | 1006563 ●       | 1006564 ●       |
| CHF                  | 220.00          | 220.00          | 320.00          | 320.00          |



# 48V TRACK

Einbauschiene DALI  
Planungshilfe und Zubehör auf einen Blick



¹ Bitte beachten Sie, dass elektrische und mechanische Verbinder immer zusammen installiert werden müssen.

² Netzteil muss extern platziert werden.



**Endeinspeiser, rechts**  
16A max. | Polycarbonat (PC)  
L: 9.7 cm | B: 1.6 cm | H: 1.9 cm

● schwarz Art.Nr. 1006567 17.90 CHF  
○ weiß Art.Nr. 1006568 17.90 CHF



**Netzteil 48V | 60W**  
Polycarbonat (PC)  
L: 18 cm | B: 4.5 cm | H: 2.7 cm

○ weiß Art.Nr. 1006613 74.90 CHF

**Endeinspeiser, links**  
16A max. | Polycarbonat (PC)  
L: 9.7 cm | B: 1.6 cm | H: 1.9 cm

● schwarz Art.Nr. 1006565 17.90 CHF  
○ weiß Art.Nr. 1006566 17.90 CHF



**Netzteil 150W | 48V**  
Metall / Polycarbonat (PC)  
L: 19.05 cm | B: 8.8 cm | H: 3.55 cm

● schwarz Art.Nr. 1006614 160.00 CHF

**L-Connector mechanisch f. Einbauschiene tief, rechts (f. Deckeninstallation)**  
Aluminium  
L: 9.5 cm | B: 9.5 cm | H: 4.7 cm

● schwarz Art.Nr. 1006589 39.90 CHF  
○ weiß Art.Nr. 1006590 39.90 CHF



**Schienenabdeckung, 26mm, 2 m**  
Polycarbonat (PC)  
L: 200 cm | B: 26 cm | H: 6 cm

● schwarz Art.Nr. 1007188 14.90 CHF  
○ weiß Art.Nr. 1007189 14.90 CHF

**L-Connector mechanisch f. Einbauschiene tief, links (f. Deckeninstallation)**  
Aluminium  
L: 9.5 cm | B: 9.5 cm | H: 4.7 cm

● schwarz Art.Nr. 1006587 39.90 CHF  
○ weiß Art.Nr. 1006588 39.90 CHF



**Endkappe f. Einbauschiene**  
Polycarbonat (PC)  
L: 3.4 cm | B: 0.2 cm | H: 4.7 cm

● schwarz Art.Nr. 1006597 4.50 CHF  
○ weiß Art.Nr. 1006598 4.50 CHF

**L-Verbinder mechanisch, f. Einbauschiene tief, Stereo, (Wand-/Decke)**  
Aluminium  
L: 8.1 cm | B: 7.4 cm | H: 8.1 cm

● schwarz Art.Nr. 1006591 39.90 CHF  
○ weiß Art.Nr. 1006592 39.90 CHF



**Schienenverstärkungsplatten Set f. Einbauschiene**  
Stahl  
L: 6.3 cm | B: 0.76 cm | H: 0.25 cm

● grau Art.Nr. 1006610 11.90 CHF

**L-Verbinder elektrisch, DALI**  
16A max. | Polycarbonat (PC)  
L: 11.4 cm | B: 11.4 cm | H: 1.9 cm

● schwarz Art.Nr. 1006571 32.90 CHF  
○ weiß Art.Nr. 1006572 32.90 CHF



**Schienenverstärkungsplatte mit Aufhängungsset, 3m-Drahtseil**  
Stahl  
L: 12 cm | B: 2.7 cm

● schwarz Art.Nr. 1006603 25.90 CHF  
○ weiß Art.Nr. 1006604 25.90 CHF

**Längsverbinder elektrisch, DALI**  
16A max. | Polycarbonat (PC)  
L: 14.4 cm | B: 1.6 cm | H: 1.9 cm

● schwarz Art.Nr. 1006569 25.90 CHF  
○ weiß Art.Nr. 1006570 25.90 CHF



**Schienenverstärkungsplatte mit Aufhängungsset, 1m-Stange**  
Stahl  
L: 12 cm | B: 2.7 cm

● schwarz Art.Nr. 1006601 25.90 CHF  
○ weiß Art.Nr. 1006602 25.90 CHF

**Flexibler Verbinder, elektrisch, DALI**  
16A max. | Polycarbonat (PC)  
L: 23 cm | B: 1.6 cm | H: 1.9 cm

● schwarz Art.Nr. 1006573 36.50 CHF  
○ weiß Art.Nr. 1006574 36.50 CHF



**Pendelabhängung, 1m-Stange**  
Stahl  
B: 2.9 cm

● schwarz Art.Nr. 1006605 22.90 CHF  
○ weiß Art.Nr. 1006606 22.90 CHF

**Transformator Gehäuse inkl. Endeinspeiser rechts, DALI**  
Polycarbonat (PC)  
L: 23.3 cm | B: 10.1 cm | H: 4.1 cm

● schwarz Art.Nr. 1007137 43.50 CHF  
○ weiß Art.Nr. 1007138 43.50 CHF



**Pendelabhängung, 3m-Drahtseil**  
Stahl  
B: 2.9 cm

● schwarz Art.Nr. 1006607 22.90 CHF  
○ weiß Art.Nr. 1006608 22.90 CHF

**Transformator Gehäuse inkl. Endeinspeiser links, DALI**  
Polycarbonat (PC)  
L: 23.3 cm | B: 10.1 cm | H: 4.1 cm

● schwarz Art.Nr. 1007083 43.50 CHF  
○ weiß Art.Nr. 1007084 43.50 CHF

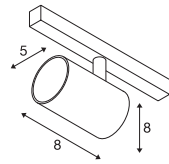



**Befestigungsklemme**  
Aluminium  
L: 3 cm | B: 2.72 cm | H: 1.05 cm

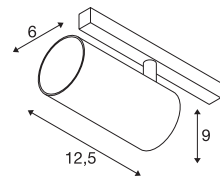
● schwarz Art.Nr. 1006599 9.90 CHF  
○ weiß Art.Nr. 1006600 9.90 CHF

1006635 + 1006729 475 + 469

NUMINOS® XS  
48V, DALI




NUMINOS® S  
48V, DALI





# NUMINOS® SPOT 48V



**XS** 48V | 200mA  
Systemleistung: 8,7W  
Material: Aluminium / Polycarbonat (PC)

**S** 48V | 350mA  
Systemleistung: 16W  
Material: Aluminium / Polycarbonat (PC)

| Color Temperature | Beam Angle | Light Output (lm) | Article No. | Price (CHF) | Light Output (lm) | Article No. | Price (CHF) |
|-------------------|------------|-------------------|-------------|-------------|-------------------|-------------|-------------|
| 2700K             | 20°        | 640lm             | 1006651     | 240.00 CHF  | 100lm             | 1006705     | 255.00 CHF  |
|                   | 40°        | 620lm             | 1006654     | 240.00 CHF  | 970lm             | 1006708     | 255.00 CHF  |
|                   | 55°        | 640lm             | 1006657     | 240.00 CHF  | 960lm             | 1006711     | 255.00 CHF  |
| 3000K             | 20°        | 700lm             | 1006669     | 240.00 CHF  | 1060lm            | 1006723     | 255.00 CHF  |
|                   | 40°        | 670lm             | 1006672     | 240.00 CHF  | 1030lm            | 1006726     | 255.00 CHF  |
|                   | 55°        | 690lm             | 1006675     | 240.00 CHF  | 1030lm            | 1006729     | 255.00 CHF  |
| 2700K             | 20°        | 670lm             | 1006652     | 240.00 CHF  | 1020lm            | 1006706     | 255.00 CHF  |
|                   | 40°        | 650lm             | 1006655     | 240.00 CHF  | 1050lm            | 1006709     | 255.00 CHF  |
|                   | 55°        | 670lm             | 1006658     | 240.00 CHF  | 1030lm            | 1006712     | 255.00 CHF  |
| 3000K             | 20°        | 730lm             | 1006670     | 240.00 CHF  | 1120lm            | 1006724     | 255.00 CHF  |
|                   | 40°        | 700lm             | 1006673     | 240.00 CHF  | 1120lm            | 1006727     | 255.00 CHF  |
|                   | 55°        | 720lm             | 1006676     | 240.00 CHF  | 1120lm            | 1006730     | 255.00 CHF  |
| 2700K             | 20°        | 670lm             | 1006653     | 240.00 CHF  | 960lm             | 1006707     | 255.00 CHF  |
|                   | 40°        | 650lm             | 1006656     | 240.00 CHF  | 1000lm            | 1006710     | 255.00 CHF  |
|                   | 55°        | 670lm             | 1006659     | 240.00 CHF  | 980lm             | 1006713     | 255.00 CHF  |
| 3000K             | 20°        | 730lm             | 1006671     | 240.00 CHF  | 1050lm            | 1006725     | 255.00 CHF  |
|                   | 40°        | 700lm             | 1006674     | 240.00 CHF  | 1050lm            | 1006728     | 255.00 CHF  |
|                   | 55°        | 720lm             | 1006677     | 240.00 CHF  | 1050lm            | 1006731     | 255.00 CHF  |
| 2700K             | 20°        | 670lm             | 1006661     | 240.00 CHF  | 1020lm            | 1006715     | 255.00 CHF  |
|                   | 40°        | 650lm             | 1006664     | 240.00 CHF  | 1050lm            | 1006718     | 255.00 CHF  |
|                   | 55°        | 670lm             | 1006667     | 240.00 CHF  | 1030lm            | 1006721     | 255.00 CHF  |
| 3000K             | 20°        | 730lm             | 1006679     | 240.00 CHF  | 1120lm            | 1006733     | 255.00 CHF  |
|                   | 40°        | 700lm             | 1006682     | 240.00 CHF  | 1120lm            | 1006736     | 255.00 CHF  |
|                   | 55°        | 720lm             | 1006685     | 240.00 CHF  | 1120lm            | 1006739     | 255.00 CHF  |
| 2700K             | 20°        | 640lm             | 1006660     | 240.00 CHF  | 1000lm            | 1006714     | 255.00 CHF  |
|                   | 40°        | 620lm             | 1006663     | 240.00 CHF  | 970lm             | 1006717     | 255.00 CHF  |
|                   | 55°        | 640lm             | 1006666     | 240.00 CHF  | 960lm             | 1006720     | 255.00 CHF  |
| 3000K             | 20°        | 700lm             | 1006678     | 240.00 CHF  | 1060lm            | 1006732     | 255.00 CHF  |
|                   | 40°        | 670lm             | 1006681     | 240.00 CHF  | 1030lm            | 1006735     | 255.00 CHF  |
|                   | 55°        | 690lm             | 1006684     | 240.00 CHF  | 1030lm            | 1006738     | 255.00 CHF  |
| 2700K             | 20°        | 670lm             | 1006662     | 240.00 CHF  | 960lm             | 1006716     | 255.00 CHF  |
|                   | 40°        | 650lm             | 1006665     | 240.00 CHF  | 1000lm            | 1006719     | 255.00 CHF  |
|                   | 55°        | 670lm             | 1006668     | 240.00 CHF  | 980lm             | 1006722     | 255.00 CHF  |
| 3000K             | 20°        | 730lm             | 1006680     | 240.00 CHF  | 1050lm            | 1006734     | 255.00 CHF  |
|                   | 40°        | 700lm             | 1006683     | 240.00 CHF  | 1050lm            | 1006737     | 255.00 CHF  |
|                   | 55°        | 720lm             | 1006686     | 240.00 CHF  | 1050lm            | 1006740     | 255.00 CHF  |

+

| Artikel                     | Art.Nr. | CHF   |
|-----------------------------|---------|-------|
| Eliptischer Diffusor   XS   |         |       |
| ● transparent               | 1005612 | 5.25  |
| Prismatischer Diffusor   XS |         |       |
| ● transparent               | 1005613 | 6.30  |
| Gefrosteter Diffusor   XS   |         |       |
| ○ gefrostet                 | 1005614 | 6.30  |
| Waben Diffusor   XS         |         |       |
| ● schwarz                   | 1005615 | 10.60 |

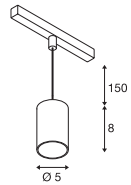
+

| Artikel                    | Art.Nr. | CHF   |
|----------------------------|---------|-------|
| Eliptischer Diffusor   S   |         |       |
| ● transparent              | 1004786 | 5.25  |
| Prismatischer Diffusor   S |         |       |
| ● transparent              | 1004787 | 6.30  |
| Gefrosteter Diffusor   S   |         |       |
| ○ gefrostet                | 1004788 | 6.30  |
| Waben Diffusor   S         |         |       |
| ● schwarz                  | 1004789 | 10.60 |

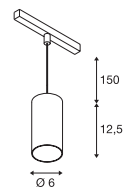
Diese Leuchten sind auf Anfrage auch als 4000K Varianten erhältlich (außer XS). Bitte beachten Sie abweichende Lieferzeiten sowie Mindestbestellmengen.

1006844 471

NUMINOS® XS  
48V, DALI



NUMINOS® S  
48V, DALI





# NUMINOS® PENDELLEUCHTE 48V



**XS** 48V | 200mA  
Systemleistung: 8,7W  
Material: Aluminium / Polycarbonat (PC)

**S** 48V | 350mA  
Systemleistung: 16W  
Material: Aluminium / Polycarbonat (PC)

| Color Temperature | Beam Angle | Light Output (lm) | Article No. | Price (CHF) |
|-------------------|------------|-------------------|-------------|-------------|
| 2700K             | 20°        | 460lm             | 1006759     | 255.00 CHF  |
|                   | 40°        | 620lm             | 1006762     | 255.00 CHF  |
|                   | 55°        | 640lm             | 1006765     | 255.00 CHF  |
| 3000K             | 20°        | 700lm             | 1006777     | 255.00 CHF  |
|                   | 40°        | 670lm             | 1006780     | 255.00 CHF  |
|                   | 55°        | 690lm             | 1006783     | 255.00 CHF  |
| 2700K             | 20°        | 670lm             | 1006760     | 255.00 CHF  |
|                   | 40°        | 650lm             | 1006763     | 255.00 CHF  |
|                   | 55°        | 670lm             | 1006766     | 255.00 CHF  |
| 3000K             | 20°        | 730lm             | 1006778     | 255.00 CHF  |
|                   | 40°        | 700lm             | 1006781     | 255.00 CHF  |
|                   | 55°        | 720lm             | 1006784     | 255.00 CHF  |
| 2700K             | 20°        | 670lm             | 1006761     | 255.00 CHF  |
|                   | 40°        | 650lm             | 1006764     | 255.00 CHF  |
|                   | 55°        | 670lm             | 1006767     | 255.00 CHF  |
| 3000K             | 20°        | 730lm             | 1006779     | 255.00 CHF  |
|                   | 40°        | 700lm             | 1006782     | 255.00 CHF  |
|                   | 55°        | 720lm             | 1006785     | 255.00 CHF  |
| 2700K             | 20°        | 670lm             | 1006769     | 255.00 CHF  |
|                   | 40°        | 650lm             | 1006772     | 255.00 CHF  |
|                   | 55°        | 670lm             | 1006775     | 255.00 CHF  |
| 3000K             | 20°        | 730lm             | 1006787     | 255.00 CHF  |
|                   | 40°        | 700lm             | 1006790     | 255.00 CHF  |
|                   | 55°        | 720lm             | 1006793     | 255.00 CHF  |
| 2700K             | 20°        | 620lm             | 1006771     | 255.00 CHF  |
|                   | 40°        | 640lm             | 1006768     | 255.00 CHF  |
|                   | 55°        | 640lm             | 1006774     | 255.00 CHF  |
| 3000K             | 20°        | 700lm             | 1006786     | 255.00 CHF  |
|                   | 40°        | 670lm             | 1006789     | 255.00 CHF  |
|                   | 55°        | 690lm             | 1006792     | 255.00 CHF  |
| 2700K             | 20°        | 670lm             | 1006770     | 255.00 CHF  |
|                   | 40°        | 650lm             | 1006773     | 255.00 CHF  |
|                   | 55°        | 670lm             | 1006776     | 255.00 CHF  |
| 3000K             | 20°        | 730lm             | 1006788     | 255.00 CHF  |
|                   | 40°        | 700lm             | 1006791     | 255.00 CHF  |
|                   | 55°        | 720lm             | 1006794     | 255.00 CHF  |
| 1000lm            |            |                   | 1006813     | 265.00 CHF  |
|                   | 970lm      |                   | 1006816     | 265.00 CHF  |
|                   | 960lm      |                   | 1006819     | 265.00 CHF  |
| 1060lm            |            | 1006831           | 265.00 CHF  |             |
| 1030lm            |            | 1006834           | 265.00 CHF  |             |
| 1030lm            |            | 1006837           | 265.00 CHF  |             |
| 1020lm            |            | 1006814           | 265.00 CHF  |             |
| 1050lm            |            | 1006817           | 265.00 CHF  |             |
| 1030lm            |            | 1006820           | 265.00 CHF  |             |
| 1120lm            |            | 1006832           | 265.00 CHF  |             |
| 1120lm            |            | 1006835           | 265.00 CHF  |             |
| 1120lm            |            | 1006838           | 265.00 CHF  |             |
| 960lm             |            | 1006815           | 265.00 CHF  |             |
| 1000lm            |            | 1006818           | 265.00 CHF  |             |
| 980lm             |            | 1006821           | 265.00 CHF  |             |
| 1050lm            |            | 1006833           | 265.00 CHF  |             |
| 1050lm            |            | 1006836           | 265.00 CHF  |             |
| 1050lm            |            | 1006839           | 265.00 CHF  |             |
| 1020lm            |            | 1006823           | 265.00 CHF  |             |
| 1050lm            |            | 1006826           | 265.00 CHF  |             |
| 1030lm            |            | 1006829           | 265.00 CHF  |             |
| 1120lm            |            | 1006841           | 265.00 CHF  |             |
| 1120lm            |            | 1006844           | 265.00 CHF  |             |
| 1120lm            |            | 1006847           | 265.00 CHF  |             |
| 1000lm            |            | 1006822           | 265.00 CHF  |             |
| 970lm             |            | 1006825           | 265.00 CHF  |             |
| 960lm             |            | 1006828           | 265.00 CHF  |             |
| 1060lm            |            | 1006840           | 265.00 CHF  |             |
| 1030lm            |            | 1006843           | 265.00 CHF  |             |
| 1030lm            |            | 1006846           | 265.00 CHF  |             |
| 960lm             |            | 1006824           | 265.00 CHF  |             |
| 1000lm            |            | 1006827           | 265.00 CHF  |             |
| 980lm             |            | 1006830           | 265.00 CHF  |             |
| 1050lm            |            | 1006842           | 265.00 CHF  |             |
| 1050lm            |            | 1006845           | 265.00 CHF  |             |
| 1050lm            |            | 1006848           | 265.00 CHF  |             |

⊕

| Artikel                     | Art.Nr. | CHF   |
|-----------------------------|---------|-------|
| Eliptischer Diffusor   XS   |         |       |
| ● transparent               | 1005612 | 5.25  |
| Prismatischer Diffusor   XS |         |       |
| ● transparent               | 1005613 | 6.30  |
| Gefrosteter Diffusor   XS   |         |       |
| ○ gefrostet                 | 1005614 | 6.30  |
| Waben Diffusor   XS         |         |       |
| ● schwarz                   | 1005615 | 10.60 |

⊕

| Artikel                    | Art.Nr. | CHF   |
|----------------------------|---------|-------|
| Eliptischer Diffusor   S   |         |       |
| ● transparent              | 1004786 | 5.25  |
| Prismatischer Diffusor   S |         |       |
| ● transparent              | 1004787 | 6.30  |
| Gefrosteter Diffusor   S   |         |       |
| ○ gefrostet                | 1004788 | 6.30  |
| Waben Diffusor   S         |         |       |
| ● schwarz                  | 1004789 | 10.60 |

Diese Leuchten sind auf Anfrage auch als 4000K Varianten erhältlich (außer XS). Bitte beachten Sie abweichende Lieferzeiten sowie Mindestbestellmengen.

1006654 + 1006633 + 1006627 469 + 475 + 473



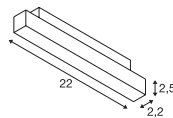




### IN-LINE 22 48V, opal, DALI



NEW



48V | 350mA  
Leistungsaufnahme: 6W  
Systemleistung: 7.3W  
Material: Aluminium



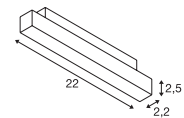
Down 540lm | 2700K  
570lm | 3000K

| Variante                   | Art.Nr. | CHF    |
|----------------------------|---------|--------|
| ● schwarz<br>540lm   2700K | 1006615 | 155.00 |
| ● schwarz<br>570lm   3000K | 1006617 | 155.00 |
| ○ weiß<br>540lm   2700K    | 1006616 | 155.00 |
| ○ weiß<br>570lm   3000K    | 1006618 | 155.00 |

### IN-LINE 22 48V, Darklight Reflector, DALI



NEW



48V | 350mA  
Leistungsaufnahme: 6W  
Systemleistung: 7.3W  
Material: Aluminium / Polycarbonat (PC)



Down 580lm | 2700K  
610lm | 3000K

| Variante                   | Art.Nr. | CHF    |
|----------------------------|---------|--------|
| ● schwarz<br>580lm   2700K | 1006627 | 155.00 |
| ● schwarz<br>610lm   3000K | 1006629 | 155.00 |
| ○ weiß<br>580lm   2700K    | 1006628 | 155.00 |
| ○ weiß<br>610lm   3000K    | 1006630 | 155.00 |



[1006633](tel:1006633) + [1006654](tel:1006654) [475+469](tel:475469)

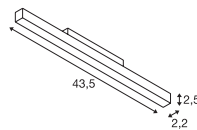




IN-LINE 44  
48V, opal, DALI



NEW



48V | 350mA  
Leistungsaufnahme: 12W  
Systemleistung: 14W  
Material: Aluminium / Polycarbonat (PC)



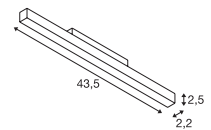
Down 1140lm | 2700K  
1180lm | 3000K

| Variante                    | Art.Nr. | CHF    |
|-----------------------------|---------|--------|
| ● schwarz<br>1140lm   2700K | 1006621 | 175.00 |
| ● schwarz<br>1180lm   3000K | 1006623 | 175.00 |
| ○ weiß<br>1140lm   2700K    | 1006622 | 175.00 |
| ○ weiß<br>1180lm   3000K    | 1006624 | 175.00 |

IN-LINE 44  
48V, Darklight Reflector, DALI



NEW




48V | 350mA  
Leistungsaufnahme: 12W  
Systemleistung: 14W  
Material: Aluminium



Down 1180lm | 2700K  
1230lm | 3000K

| Variante                    | Art.Nr. | CHF    |
|-----------------------------|---------|--------|
| ● schwarz<br>1180lm   2700K | 1006633 | 190.00 |
| ● schwarz<br>1230lm   3000K | 1006635 | 190.00 |
| ○ weiß<br>1180lm   2700K    | 1006634 | 190.00 |
| ○ weiß<br>1230lm   3000K    | 1006636 | 190.00 |

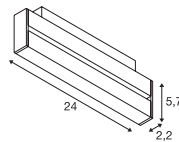
1006682 + 1006648 469 + 477





### IN-LINE 24

48V, Move, Darklight Reflector, DALI



48V | 350mA  
 Leistungsaufnahme: 6W  
 Systemleistung: 7.3W  
 Material: Aluminium / Polycarbonat (PC)

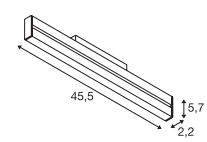


Down 580lm | 2700K  
 610lm | 3000K

| Variante      | Art.Nr. | CHF    |
|---------------|---------|--------|
| ● schwarz     |         |        |
| 580lm   2700K | 1006639 | 175.00 |
| ● schwarz     |         |        |
| 610lm   3000K | 1006641 | 175.00 |
| ○ weiß        |         |        |
| 580lm   2700K | 1006640 | 175.00 |
| ○ weiß        |         |        |
| 610lm   3000K | 1006642 | 175.00 |

### IN-LINE 46

48V, Move, Darklight Reflector, DALI



48V | 350mA  
 Leistungsaufnahme: 12W  
 Systemleistung: 14W  
 Material: Aluminium / Polycarbonat (PC)



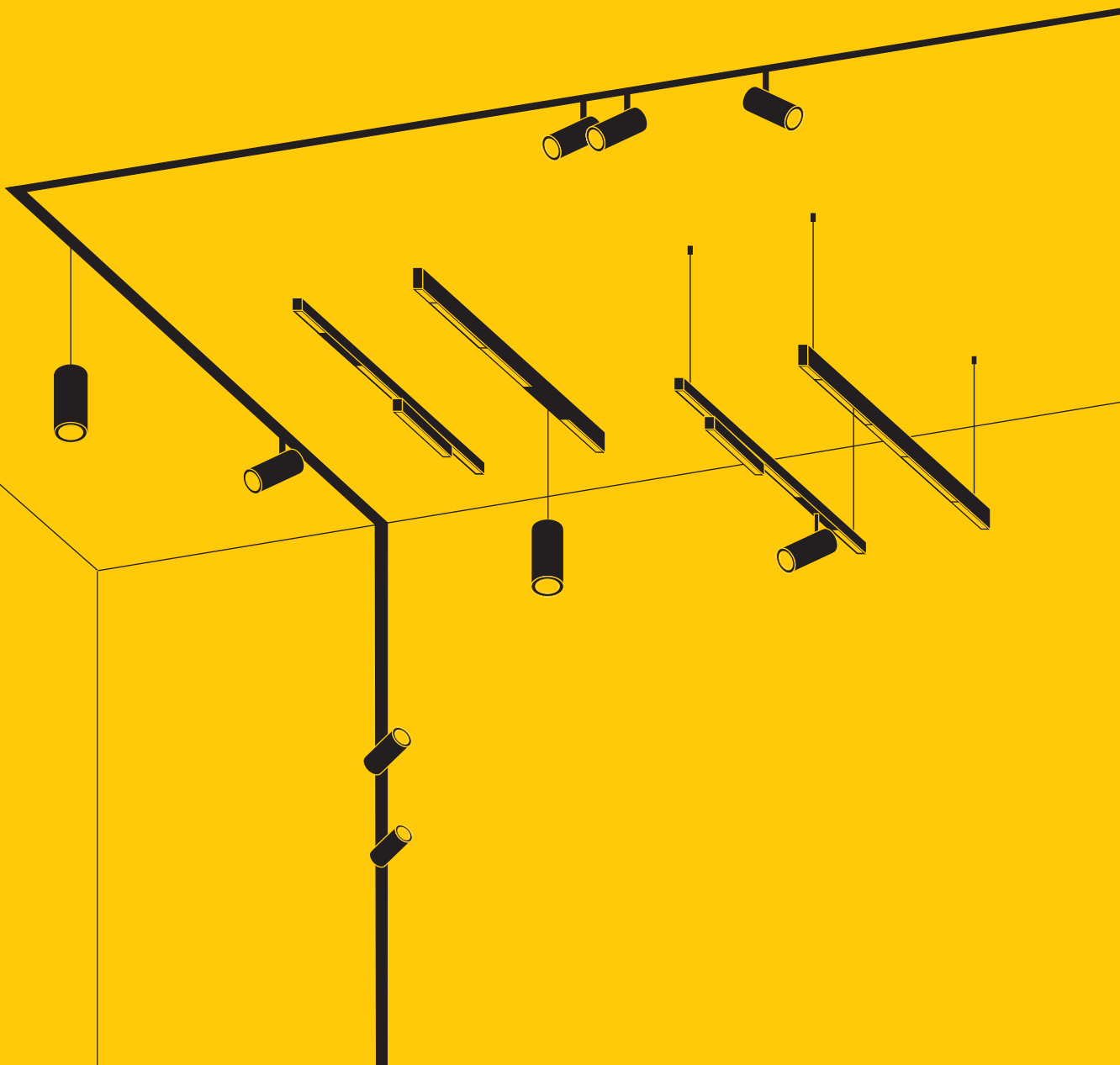
Down 1180lm | 2700K  
 1230lm | 3000K

| Variante       | Art.Nr. | CHF    |
|----------------|---------|--------|
| ● schwarz      |         |        |
| 1180lm   2700K | 1006645 | 205.00 |
| ● schwarz      |         |        |
| 1230lm   3000K | 1006647 | 205.00 |
| ○ weiß         |         |        |
| 1180lm   2700K | 1006646 | 205.00 |
| ○ weiß         |         |        |
| 1230lm   3000K | 1006648 | 205.00 |

# GESTALTEN SIE IHR 48V-SYSTEM

---

Wählen Sie Ihre Schienenvariante in der passenden Länge, gewünschten Farbe und bevorzugten Montageart aus. Entscheiden Sie sich für die Einbauvariante oder eine der zwei Aufbauvarianten. Mit den speziell für das SLV 48V-System konzipierten NUMINOS® und IN-LINE Leuchten sind sie besonders flexibel und setzen ihre Umgebung perfekt in Szene.



# WÄHLEN SIE IHRE SCHIENE

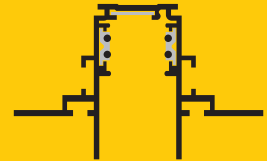
AUFBAUSCHIENE  
STANDARD



AUFBAUSCHIENE  
TIEF



EINBAUSCHIENE



# WÄHLEN SIE IHRE BEVORZUGTE MONTAGE

AUFBAU

EINBAU



Decke



Wand



Pendel



Decke




Wand



# WÄHLEN SIE IHRE LEUCHTEN

NUMINOS®  
SPOT UND PENDELLEUCHTE



IN-LINE, IN-LINE DARKLIGHT REFLECTOR  
UND IN-LINE MOVE



# WÄHLEN SIE IHR ZUBEHÖR

DIVERSE VERBINDER, ABDECKUNGEN, ABHÄNGUNGEN, NETZTEILE U.V.M.

139100 489







**SCKET**

ASMARa | 486



**SCKET**

TELESKOP | 486



**SCKET**

COSMIC | 487



**SCKET**

SYROS | 489



**SCKET**

SALUNA | 489



**LED**

DURNO | 489



**LED**

PLYTTA | 490



**LED**

NOBLO® SPOT | 491



**LED**

COMET LED | 491



**SCKET**

COMET | 491

TENSEO, Niedervolt-Seil 4mm<sup>2</sup>, 10m



|                               | 10 m                | 10 m                | 10 m                |
|-------------------------------|---------------------|---------------------|---------------------|
| max. Spannung (V)             | 48                  | 48                  | 48                  |
| max. Stromstärke (A)          | 25                  | 25                  | 25                  |
| Farbe                         | ● schwarz           | ○ weiß              | ○ transparent       |
| Material                      | Kupfer / Kunststoff | Kupfer / Kunststoff | Kupfer / Kunststoff |
| Durchmesser (cm) / Länge (cm) | 0,4 / 1000          | 0,4 / 1000          | 0,4 / 1000          |
| Art.Nr.                       | 1002602             | 1002603             | 1002604             |
| CHF                           | 26.65               | 26.65               | 26.65               |

TENSEO, Niedervolt-Seil 4mm<sup>2</sup>, 20m



|                               | 20 m                | 20 m                | 20 m                |
|-------------------------------|---------------------|---------------------|---------------------|
| max. Spannung                 | 48                  | 48                  | 48                  |
| max. Stromstärke (A)          | 25                  | 25                  | 25                  |
| Farbe                         | ● schwarz           | ○ weiß              | ○ transparent       |
| Material                      | Kupfer / Kunststoff | Kupfer / Kunststoff | Kupfer / Kunststoff |
| Durchmesser (cm) / Länge (cm) | 0,4 / 2000          | 0,4 / 2000          | 0,4 / 2000          |
| Art.Nr.                       | 139030              | 139031              | 139024              |
| CHF                           | 59.00               | 59.00               | 59.00               |

TENSEO, Niedervolt-Seil 4mm<sup>2</sup>, 100m

|                               | 100 m               | 100 m               | 100 m               |
|-------------------------------|---------------------|---------------------|---------------------|
| max. Spannung (V)             | 48                  | 48                  | 48                  |
| max. Stromstärke (A)          | 25                  | 25                  | 25                  |
| Farbe                         | ● schwarz           | ○ weiß              | ○ transparent       |
| Material                      | Kupfer / Kunststoff | Kupfer / Kunststoff | Kupfer / Kunststoff |
| Durchmesser (cm) / Länge (cm) | 0,4 / 10000         | 0,4 / 10000         | 0,4 / 10000         |
| Art.Nr.                       | 139040              | 139041              | 139004              |
| CHF                           | 299.00              | 299.00              | 299.00              |

TENSEO, Niedervolt-Seil 6mm<sup>2</sup>, 20m

|                               | 20 m                | 20 m                | 20 m                |
|-------------------------------|---------------------|---------------------|---------------------|
| max. Spannung (V)             | 48                  | 48                  | 48                  |
| max. Stromstärke (A)          | 25                  | 25                  | 25                  |
| Farbe                         | ● schwarz           | ○ weiß              | ○ transparent       |
| Material                      | Kupfer / Kunststoff | Kupfer / Kunststoff | Kupfer / Kunststoff |
| Durchmesser (cm) / Länge (cm) | 0,6 / 2000          | 0,6 / 2000          | 0,6 / 2000          |
| Art.Nr.                       | 139050              | 139051              | 139026              |
| CHF                           | 85.00               | 85.00               | 85.00               |

TENSEO, Niedervolt-Seil 6mm<sup>2</sup>, 100m

















|                               | 100 m               | 100 m               | 100 m               |
|-------------------------------|---------------------|---------------------|---------------------|
| max. Spannung (V)             | 48                  | 48                  | 48                  |
| max. Stromstärke (A)          | 25                  | 25                  | 25                  |
| Farbe                         | ● schwarz           | ○ weiß              | ○ transparent       |
| Material                      | Kupfer / Kunststoff | Kupfer / Kunststoff | Kupfer / Kunststoff |
| Durchmesser (cm) / Länge (cm) | 0,6 / 10000         | 0,6 / 10000         | 0,6 / 10000         |
| Art.Nr.                       | 139060              | 139061              | 139006              |
| CHF                           | 349.00              | 349.00              | 349.00              |



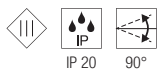
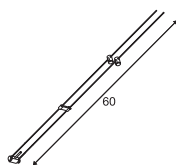
139131 489



|   |   |   |  |
|---|---|---|--|
|    | <p><b>12V AC   50VA konventionell</b><br/>Stahl / Messing<br/>H: 11 cm Ø: 11.1 cm</p> <ul style="list-style-type: none"> <li>● schwarz Art.Nr. <b>1002691</b> <b>128.00 CHF</b></li> <li>○ weiß Art.Nr. <b>1002692</b> <b>128.00 CHF</b></li> <li>● chrom Art.Nr. <b>1002693</b> <b>128.00 CHF</b></li> </ul> |    | <p><b>12V AC   105VA konventionell</b><br/>Stahl / Messing<br/>H: 11 cm Ø: 11.1 cm</p> <ul style="list-style-type: none"> <li>○ weiß Art.Nr. <b>138981</b> <b>160.00 CHF</b></li> <li>● chrom Art.Nr. <b>138982</b> <b>169.00 CHF</b></li> </ul>   |
|    | <p><b>12V AC   210VA konventionell</b><br/>Stahl / Messing<br/>H: 11 cm Ø: 13.5 cm</p> <ul style="list-style-type: none"> <li>○ weiß Art.Nr. <b>138991</b> <b>249.00 CHF</b></li> <li>● chrom Art.Nr. <b>138992</b> <b>249.00 CHF</b></li> </ul>  |    | <p><b>Seilspanner</b><br/>25A max.   Messing<br/>H: 11 cm Ø: 1 cm</p> <ul style="list-style-type: none"> <li>● schwarz Art.Nr. <b>181530</b> <b>33.00 CHF</b></li> <li>○ weiß Art.Nr. <b>181531</b> <b>33.00 CHF</b></li> <li>● chrom Art.Nr. <b>181532</b> <b>35.20 CHF</b></li> </ul>                          |
|   | <p><b>Wandhalter</b><br/>Stahl / Messing<br/>L: 3 cm Ø: 5 cm</p> <ul style="list-style-type: none"> <li>● schwarz Art.Nr. <b>186300</b> <b>33.00 CHF</b></li> <li>○ weiß Art.Nr. <b>186301</b> <b>33.00 CHF</b></li> <li>● chrom Art.Nr. <b>186302</b> <b>35.20 CHF</b></li> </ul>                            |   | <p><b>Umlenker 6cm</b><br/>Stahl / Messing<br/>H: 6 cm Ø: 5 cm</p> <ul style="list-style-type: none"> <li>● schwarz Art.Nr. <b>186330</b> <b>26.65 CHF</b></li> <li>○ weiß Art.Nr. <b>186331</b> <b>26.65 CHF</b></li> <li>● chrom Art.Nr. <b>186332</b> <b>33.00 CHF</b></li> </ul>                             |
|  | <p><b>Umlenker</b><br/>Stahl / Messing<br/>H: 16 cm Ø: 5 cm</p> <ul style="list-style-type: none"> <li>● schwarz Art.Nr. <b>186340</b> <b>33.00 CHF</b></li> <li>○ weiß Art.Nr. <b>186341</b> <b>33.00 CHF</b></li> <li>● chrom Art.Nr. <b>186342</b> <b>35.20 CHF</b></li> </ul>                             |  | <p><b>Wandhalter 10cm</b><br/>Stahl / Messing<br/>H: 11.5 cm Ø: 5 cm, Mit Spannvorrichtung</p> <ul style="list-style-type: none"> <li>● schwarz Art.Nr. <b>186310</b> <b>48.00 CHF</b></li> <li>○ weiß Art.Nr. <b>186311</b> <b>48.00 CHF</b></li> <li>● chrom Art.Nr. <b>186312</b> <b>49.10 CHF</b></li> </ul> |
|  | <p><b>Deckenumlenker</b><br/>Stahl / Messing<br/>H: 16 cm Ø: 5 cm</p> <ul style="list-style-type: none"> <li>● schwarz Art.Nr. <b>186640</b> <b>109.00 CHF</b></li> <li>○ weiß Art.Nr. <b>186641</b> <b>109.00 CHF</b></li> <li>● chrom Art.Nr. <b>186642</b> <b>109.00 CHF</b></li> </ul>                    |  | <p><b>Einspeiser</b><br/>25A max.   Messing<br/>H: 1.8 cm Ø: 1 cm</p> <ul style="list-style-type: none"> <li>● schwarz Art.Nr. <b>186350</b> <b>14.90 CHF</b></li> <li>○ weiß Art.Nr. <b>186351</b> <b>14.90 CHF</b></li> <li>● chrom Art.Nr. <b>186352</b> <b>17.00 CHF</b></li> </ul>                          |
|  | <p><b>Isolierverbinder</b><br/>25A max.   Aluminium / Kunststoff<br/>L: 6.4 cm Ø: 1 cm</p> <ul style="list-style-type: none"> <li>● schwarz Art.Nr. <b>186360</b> <b>27.70 CHF</b></li> <li>○ weiß Art.Nr. <b>186361</b> <b>27.70 CHF</b></li> <li>● chrom Art.Nr. <b>186362</b> <b>27.70 CHF</b></li> </ul>  |  | <p><b>Abstandshalter</b><br/>Aluminium<br/>B: 9 cm Ø: 1.25 cm</p> <ul style="list-style-type: none"> <li>● schwarz Art.Nr. <b>1002700</b> <b>55.00 CHF</b></li> <li>○ weiß Art.Nr. <b>1002701</b> <b>55.00 CHF</b></li> <li>● chrom Art.Nr. <b>1002702</b> <b>64.00 CHF</b></li> </ul>                           |
|  | <p><b>Abstandshalter elektrisch</b><br/>25A max.   Messing<br/>H: 9 cm Ø: 1.25 cm</p> <ul style="list-style-type: none"> <li>● schwarz Art.Nr. <b>1002703</b> <b>67.00 CHF</b></li> <li>○ weiß Art.Nr. <b>1002704</b> <b>67.00 CHF</b></li> <li>● chrom Art.Nr. <b>1002705</b> <b>67.00 CHF</b></li> </ul>    |  | <p><b>Abhängeset 2m</b><br/>Stahl / Aluminium<br/>B: 18.6 cm Ø: 1.25 cm</p> <ul style="list-style-type: none"> <li>● schwarz Art.Nr. <b>1002697</b> <b>49.10 CHF</b></li> <li>○ weiß Art.Nr. <b>1002698</b> <b>49.10 CHF</b></li> <li>● chrom Art.Nr. <b>1002699</b> <b>49.10 CHF</b></li> </ul>                 |



## ASMARA LV, QR-C51



12V ~50Hz  
Material: Edelstahl



Socket: 1xGX5.3

| Variante  | Art.Nr. | CHF   |
|-----------|---------|-------|
| ● schwarz | 139070  | 33.00 |
| ○ weiß    | 139071  | 33.00 |
| ● chrom   | 139072  | 35.20 |

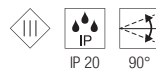
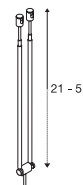


LED GU5.3 | 5.8W | 36°  
2700K | 450lm | EEK=G  
6kWh/1000h

Art. Nr.: 1001574 | 49.10 CHF



## TELESKOP LV, QR-C51



12V ~50Hz  
Material: Stahl

- Teleskop von 21-51 cm einstellbar



Socket: 1xGX5.3

| Variante  | Art.Nr. | CHF   |
|-----------|---------|-------|
| ● schwarz | 139080  | 41.60 |
| ○ weiß    | 139081  | 41.60 |
| ● chrom   | 139082  | 45.90 |



LED GU5.3 | 5.8W | 36°  
2700K | 450lm | EEK=G  
6kWh/1000h

Art. Nr.: 1001574 | 49.10 CHF

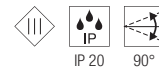
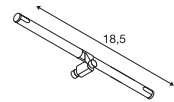




## COSMIC LV, QR-C51



139090 487



12V ~50Hz  
Material: Stahl / Messing

**SOCKET  
INSIDE** <35  
W

Socket: 1xGX5.3



| Variante  | Art.Nr. | CHF   |
|-----------|---------|-------|
| ● schwarz | 139090  | 48.00 |
| ○ weiß    | 139091  | 48.00 |
| ● chrom   | 139092  | 49.10 |



LED GU5.3 | 5.8W | 36°  
2700K | 450lm | EEK=G  
6kWh/1000h



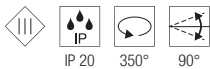
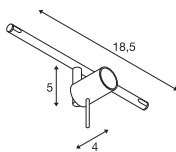
Art. Nr.: 1001574 | 49.10 CHF







**SYROS**  
LV, QR-C51



12V ~50Hz  
Material: Stahl



Socket: 1xGX5.3

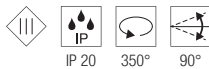
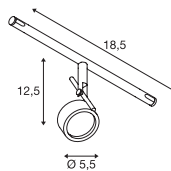
| Variante  | Art.Nr. | CHF   |
|-----------|---------|-------|
| ● schwarz | 139100  | 64.00 |
| ○ weiß    | 139101  | 64.00 |
| ● chrom   | 139102  | 72.00 |



LED GU5.3 | 5.8W | 36°  
2700K | 450lm | EEK=G  
6kWh/1000h

Art. Nr.: 1001574 | 49.10 CHF

**SALUNA**  
LV, QR-C51



12V ~50Hz  
Material: Stahl / Messing



Socket: 1xGX5.3

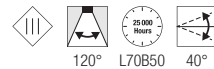
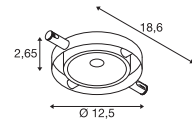
| Variante  | Art.Nr. | CHF   |
|-----------|---------|-------|
| ● schwarz | 139130  | 85.00 |
| ○ weiß    | 139131  | 85.00 |
| ● chrom   | 139132  | 99.00 |



LED GU5.3 | 5.8W | 36°  
2700K | 450lm | EEK=G  
6kWh/1000h

Art. Nr.: 1001574 | 49.10 CHF

**DURNO**  
LV



12V ~50Hz  
Leistungsaufnahme: 6W  
Material: Aluminium / Edelstahl



Down

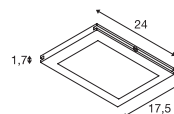
360lm | 2700K

| Variante            | Art.Nr. | CHF    |
|---------------------|---------|--------|
| ● schwarz           | 1002861 | 99.00  |
| ○ weiß              | 1002862 | 99.00  |
| ● chrom / edelstahl | 1002863 | 106.00 |

1002864 490



## PLYTTA LV



1002690 491



12V ~50Hz  
Leistungsaufnahme: 9.8W  
Material: Aluminium / Kunststoff

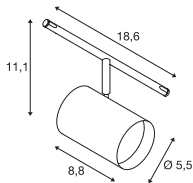


Down 750lm | 2700K

| Variante           | Art.Nr. | CHF   |
|--------------------|---------|-------|
| ● schwarz<br>CRI80 | 1002864 | 85.00 |
| ○ weiß<br>CRI90    | 1002865 | 85.00 |
| ● chrom<br>CRI90   | 1002866 | 78.00 |



## NOBLO® SPOT LV, Rope Track



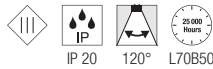
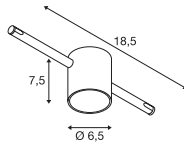
12V ~50Hz  
Leistungsaufnahme: 8.5W  
Material: Aluminium



Down 420lm | 2700K  
450lm

| Variante           | Art.Nr. | CHF    |
|--------------------|---------|--------|
| ● schwarz<br>420lm | 1002694 | 120.00 |
| ○ weiß<br>450lm    | 1002695 | 120.00 |
| ● chrom<br>450lm   | 1002696 | 120.00 |

## COMET LED LV



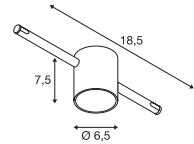
12V ~50Hz  
Leistungsaufnahme: 6.6W  
Material: Aluminium / Glas



Down 410lm | 2700K

| Variante            | Art.Nr. | CHF   |
|---------------------|---------|-------|
| ● chrom / gefrostet | 1002690 | 99.00 |

## COMET LV, QR-C51



12V ~50Hz  
Material: Messing



Socket: 1xGU5.3

| Variante  | Art.Nr. | CHF   |
|-----------|---------|-------|
| ● schwarz | 139120  | 64.00 |
| ○ weiß    | 139121  | 64.00 |
| ● chrom   | 139122  | 72.00 |



LED GU5.3 | 5.8W | 36°  
2700K | 450lm | EEK=G  
6kWh/1000h

Art. Nr.: 1001574 | 49.10 CHF



1007354 503





NEW

LED  
NOBLO° SPOT | 501



NEW

LED  
NOBLO° SPOT | 501



NEW

LED  
NOBLO° SPOT | 503




NEW

LED  
NOBLO° SPOT | 503



NEW

SCKET  
ASTO TUBE | 505



NEW

SCKET  
PANTILO  
ROPE 19 | 505



LED  
HELIA 50 TRACK | 507



LED  
PANEL TRACK | 507



LED  
PANEL TRACK | 507



SCKET  
PARA CONE GL | 508



SCKET  
PARA CONE GL | 508



SCKET  
PARA CONE 14 | 509



SCKET  
PARA CONE 14 | 509



SCKET  
TONGA° | 511



SCKET  
LIGHT EYE° 90 | 511



SCKET  
LIGHT EYE° 150 | 511



SCKET  
FORCHINI M 40  
TRACK | 512



SCKET  
PURI TRACK | 513



SCKET  
PURI TRACK | 513



SCKET  
PURI TRACK | 515



SCKET  
AVO TRACK | 515



LED  
ENOLA C TRACK | 516



LED  
ENOLA C TRACK | 517



SCKET  
ENOLA B TRACK | 517



SCKET  
ENOLA B | 517



SCKET  
BIMA | 519



SCKET  
BIMA | 519



LED  
KALU TRACK | 520



SCKET  
KALU TRACK | 520

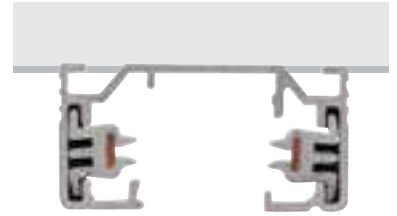


SCKET  
EURO SPOT  
TRACK | 521



SCKET  
ALTRA DICE  
TRACK | 521





# 1-PHASEN

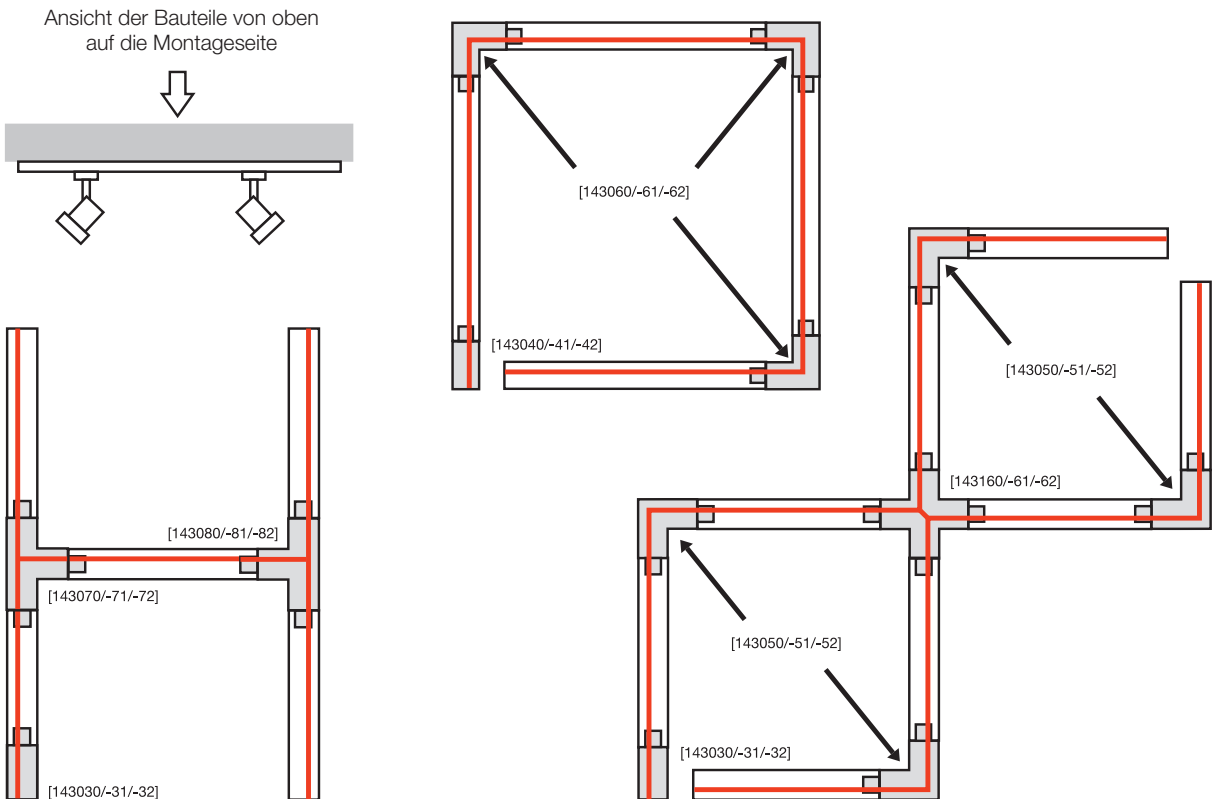
## AUFBAUSCHIENE



|                      | 1 m               | 1 m             | 1 m               |
|----------------------|-------------------|-----------------|-------------------|
| Nennspannung (V)     | 220-240V ~50/60Hz | 250V ~50/60Hz   | 220-240V ~50/60Hz |
| max. Stromstärke (A) | 16                | 16              | 16                |
| Farbe                | ● schwarz         | ○ weiß          | ● grau            |
| Material             | Aluminium         | Aluminium       | Aluminium         |
| L x B x H (cm)       | 100 x 3,5 x 1,8   | 100 x 3,5 x 1,8 | 100 x 3,5 x 1,8   |
| Art.Nr.              | 143010            | 143011          | 143012            |
| CHF                  | 42.65             | 42.65           | 42.65             |
|                      | 2 m               | 2 m             | 2 m               |
| Nennspannung (V)     | 220-240V ~50/60Hz | 250V ~50/60Hz   | 220-240V ~50/60Hz |
| max. Stromstärke (A) | 16                | 16              | 16                |
| Farbe                | ● schwarz         | ○ weiß          | ● grau            |
| Material             | Aluminium         | Aluminium       | Aluminium         |
| L x B x H (cm)       | 200 x 3,5 x 1,8   | 200 x 3,5 x 1,8 | 200 x 3,5 x 1,8   |
| Art.Nr.              | 143020            | 143021          | 143022            |
| CHF                  | 85.00             | 85.00           | 85.00             |
|                      | 3 m               | 3 m             | 3 m               |
| Nennspannung (V)     | 250V ~50/60Hz     | 250V ~50/60Hz   | 250V ~50/60Hz     |
| max. Stromstärke (A) | 16                | 16              | 16                |
| Farbe                | ● schwarz         | ○ weiß          | ● grau            |
| Material             | Aluminium         | Aluminium       | Aluminium         |
| L x B x H (cm)       | 300 x 3,5 x 1,8   | 300 x 3,5 x 1,8 | 300 x 3,5 x 1,8   |
| Art.Nr.              | 1002151           | 1002152         | 1002153           |
| CHF                  | 127.00            | 127.00          | 127.00            |

# 1-PHASEN

Aufbauschiene  
Planungshilfe und Zubehör auf einen Blick





**Einspeiser, Erde links**16A max. | Polycarbonat (PC)  
L: 6.5 cm | B: 3.5 cm | H: 1.8 cm

|           |         |        |           |
|-----------|---------|--------|-----------|
| ● schwarz | Art.Nr. | 143030 | 12.75 CHF |
| ○ weiß    |         | 143031 | 12.75 CHF |
| ● grau    |         | 143032 | 12.75 CHF |

**Stabilisator, Längsverbinder lang**Stahl  
L: 19.7 cm | B: 3.2 cm | H: 1.3 cm  
Zur Verstärkung bei Montage mehrerer Schienen mit Deckenabhängung (1002845)

|          |         |        |          |
|----------|---------|--------|----------|
| ● nickel | Art.Nr. | 143151 | 9.50 CHF |
|----------|---------|--------|----------|

**Einspeiser, Erde rechts**16A max. | Polycarbonat (PC)  
L: 6.5 cm | B: 3.5 cm | H: 1.8 cm

|           |         |        |           |
|-----------|---------|--------|-----------|
| ● schwarz | Art.Nr. | 143040 | 12.75 CHF |
| ○ weiß    |         | 143041 | 12.75 CHF |
| ● grau    |         | 143042 | 12.75 CHF |

**Stabilisator, Eckverbinder lang**Stahl  
L: 11.5 cm | B: 11.5 cm | H: 0.5 cm  
Zur Verstärkung bei Montage mehrerer Schienen mit Deckenabhängung (1002845)

|          |         |        |           |
|----------|---------|--------|-----------|
| ● nickel | Art.Nr. | 143152 | 10.60 CHF |
|----------|---------|--------|-----------|

**Längsverbinder mit Einspeisemöglichkeit**16A max. | Polycarbonat (PC)  
L: 17.2 cm | B: 3.5 cm | H: 1.8 cm

|           |         |        |           |
|-----------|---------|--------|-----------|
| ● schwarz | Art.Nr. | 143100 | 21.30 CHF |
| ○ weiß    |         | 143101 | 21.30 CHF |
| ● grau    |         | 143102 | 21.30 CHF |

**Stabilisator X-Verbinder**Stahl  
L: 19.7 cm | B: 19.7 cm | H: 0.5 cm  
Zur Verstärkung bei Montage mehrerer Schienen mit Deckenabhängung (1002845).

|        |         |        |           |
|--------|---------|--------|-----------|
| ● grau | Art.Nr. | 143169 | 14.90 CHF |
|--------|---------|--------|-----------|

**Längsverbinder, elektrisch**16A max. | Polycarbonat (PC)  
L: 6.4 cm | B: 3.5 cm | H: 1.8 cm

|           |         |        |          |
|-----------|---------|--------|----------|
| ● schwarz | Art.Nr. | 143090 | 9.50 CHF |
| ○ weiß    |         | 143091 | 9.50 CHF |
| ● grau    |         | 143092 | 9.50 CHF |

**1Phasen-Adapter**6A max. | Polycarbonat (PC)  
L: 8.5 cm | B: 3.5 cm | H: 3.2 cm

|           |         |        |           |
|-----------|---------|--------|-----------|
| ● schwarz | Art.Nr. | 143120 | 17.00 CHF |
| ○ weiß    |         | 143121 | 17.00 CHF |
| ● grau    |         | 143124 | 17.00 CHF |

**Eckverbinder, Erde innen**16A max. | Polycarbonat (PC)  
L: 10.4 cm | B: 10.4 cm | H: 1.8 cm

|           |         |        |           |
|-----------|---------|--------|-----------|
| ● schwarz | Art.Nr. | 143060 | 20.20 CHF |
| ○ weiß    |         | 143061 | 20.20 CHF |
| ● grau    |         | 143062 | 20.20 CHF |

**1Phasen-Adapter mit Haken**6A max. | Polycarbonat (PC)  
L: 8.5 cm | B: 3.5 cm | H: 7.4 cm

|           |         |        |           |
|-----------|---------|--------|-----------|
| ● schwarz | Art.Nr. | 143170 | 17.00 CHF |
| ○ weiß    |         | 143171 | 17.00 CHF |
| ● grau    |         | 143172 | 17.00 CHF |

**Eckverbinder, Erde außen**16A max. | Polycarbonat (PC)  
L: 10.4 cm | B: 10.4 cm | H: 1.8 cm

|           |         |        |           |
|-----------|---------|--------|-----------|
| ● schwarz | Art.Nr. | 143050 | 20.20 CHF |
| ○ weiß    |         | 143051 | 20.20 CHF |
| ● grau    |         | 143052 | 20.20 CHF |

**Abdeckung**Polycarbonat (PC)  
L: 200 cm | B: 1.8 cm | H: 0.75 cm

|           |         |         |           |
|-----------|---------|---------|-----------|
| ● schwarz | Art.Nr. | 1004783 | 25.55 CHF |
| ○ weiß    |         | 1004785 | 25.55 CHF |
| ● grau    |         | 1004784 | 25.55 CHF |

**T-Verbinder, Erde außen links**16A max. | Polycarbonat (PC)  
L: 17.2 cm | B: 10.4 cm | H: 1.8 cm

|           |         |        |           |
|-----------|---------|--------|-----------|
| ● schwarz | Art.Nr. | 143070 | 24.50 CHF |
| ○ weiß    |         | 143071 | 24.50 CHF |
| ● grau    |         | 143072 | 24.50 CHF |

**Endkappe (2 Stk.)**Polycarbonat (PC)  
L: 0.4 cm | B: 3.5 cm | H: 1.8 cm

|           |         |        |          |
|-----------|---------|--------|----------|
| ● schwarz | Art.Nr. | 143130 | 4.10 CHF |
| ○ weiß    |         | 143131 | 4.10 CHF |
| ● grau    |         | 143132 | 4.10 CHF |

**T-Verbinder, Erde außen rechts**16A max. | Polycarbonat (PC)  
L: 17.2 cm | B: 10.4 cm | H: 1.8 cm

|           |         |        |           |
|-----------|---------|--------|-----------|
| ● schwarz | Art.Nr. | 143080 | 24.50 CHF |
| ○ weiß    |         | 143081 | 24.50 CHF |
| ● grau    |         | 143082 | 24.50 CHF |

**Deckenrosette**6A max. | Polycarbonat (PC)  
H: 2.5 cm Ø: 11.5 cm

|           |         |        |           |
|-----------|---------|--------|-----------|
| ● schwarz | Art.Nr. | 143380 | 24.50 CHF |
| ○ weiß    |         | 143381 | 24.50 CHF |
| ● grau    |         | 143382 | 24.50 CHF |

**X-Verbinder**16A max. | Polycarbonat (PC)  
L: 9.5 cm | B: 17.2 cm | H: 1.8 cm

|           |         |        |           |
|-----------|---------|--------|-----------|
| ● schwarz | Art.Nr. | 143160 | 35.20 CHF |
| ○ weiß    |         | 143161 | 35.20 CHF |
| ● grau    |         | 143162 | 35.20 CHF |

**Drahtseilabhängung (2 Stk.)**Edelstahl / Messing  
L: 500 cm

|          |         |         |           |
|----------|---------|---------|-----------|
| ● nickel | Art.Nr. | 1002845 | 55.00 CHF |
|----------|---------|---------|-----------|

**Flex-Verbinder**16A max. | Polycarbonat (PC)  
L: 16.4 cm | B: 3.5 cm | H: 1.8 cm

|           |         |        |           |
|-----------|---------|--------|-----------|
| ● schwarz | Art.Nr. | 143110 | 21.30 CHF |
| ○ weiß    |         | 143111 | 21.30 CHF |
| ● grau    |         | 143112 | 21.30 CHF |

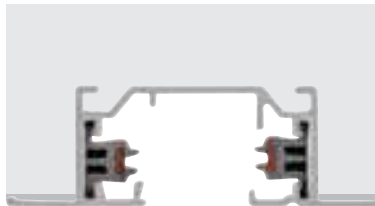
143580 507





# 1-PHASEN

Einbauschiene mit passendem Zubehör



|                      |                 |
|----------------------|-----------------|
|                      | <b>2 m</b>      |
| Nennspannung (V)     | 250V ~50/60Hz   |
| max. Stromstärke (A) | 16              |
| Farbe                | ○ weiß          |
| Material             | Aluminium       |
| L x B x H (cm)       | 200 x 5,5 x 1,8 |
| Art.Nr.              | <b>143221</b>   |
| CHF                  | <b>85.00</b>    |



**Einspeiser, Erde links**  
16A max. | Kunststoff  
L: 10.8 cm | B: 5.5 cm | H: 2 cm

○ weiß      Art.Nr. **143231**      **17.00 CHF**




**Endkappe**  
Kunststoff  
L: 2.7 cm | B: 5.5 cm | H: 1.8 cm

○ weiß      Art.Nr. **143281**      **9.50 CHF**



**Einspeiser, Erde rechts**  
16A max. | Kunststoff  
L: 10.8 cm | B: 5.5 cm | H: 2 cm

○ weiß      Art.Nr. **143241**      **17.00 CHF**



**Haltebügel**  
Stahl  
L: 7.5 cm | B: 1.5 cm | H: 4 cm

● nickel      Art.Nr. **143230**      **4.10 CHF**



**Längsverbinder inkl. Längsversteifer**  
16A max. | Kunststoff / Stahl  
L: 6.5 cm | B: 1.8 cm | H: 1.7 cm

○ weiß      Art.Nr. **143271**      **17.00 CHF**




**1Phasen-Adapter mit Haken**  
6A max. | Polycarbonat (PC)  
L: 8.5 cm | B: 3.5 cm | H: 7.4 cm

● schwarz      Art.Nr. **143170**      **17.00 CHF**  
○ weiß      **143171**      **17.00 CHF**  
● grau      **143172**      **17.00 CHF**



**Eckverbinder, Erde innen**  
16A max. | Kunststoff  
L: 11.2 cm | B: 11.2 cm | H: 2 cm

○ weiß      Art.Nr. **143261**      **24.50 CHF**



**1Phasen-Adapter**  
6A max. | Polycarbonat (PC)  
L: 8.5 cm | B: 3.5 cm | H: 3.2 cm

● schwarz      Art.Nr. **143120**      **17.00 CHF**  
○ weiß      **143121**      **17.00 CHF**  
● grau      **143124**      **17.00 CHF**



**Eckverbinder, Erde außen**  
16A max. | Kunststoff  
L: 11.2 cm | B: 11.2 cm | H: 2 cm

○ weiß      Art.Nr. **143251**      **27.70 CHF**

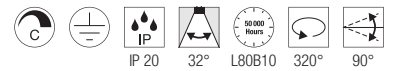
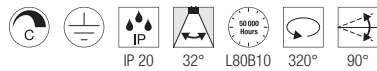
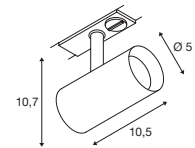
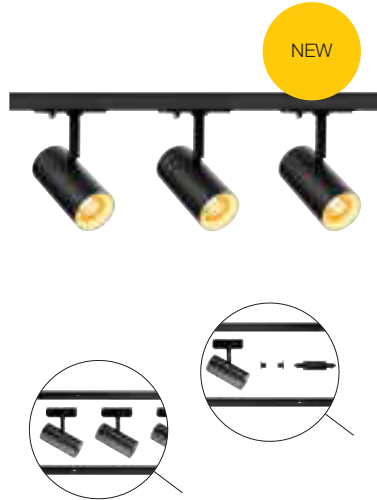
1007639 501





**NOBLO® SPOT**  
1Ph., Triple Track Set

**NOBLO® SPOT**  
1Ph., PHASE



220-240V ~50/60Hz | 150mA  
Systemleistung: 19W  
Material: Aluminium

220-240V ~50/60Hz | 150mA  
Systemleistung: 6.2W  
Material: Aluminium / Polycarbonat (PC)




Down 2250lm | 2700K

Down 740lm | 2700K

| Variante  | Art.Nr. | CHF    |
|-----------|---------|--------|
| ● schwarz | 1007673 | 293.30 |
| ○ weiß    | 1007674 | 293.30 |

| Variante  | Art.Nr. | CHF   |
|-----------|---------|-------|
| ● schwarz | 1007638 | 80.50 |
| ○ weiß    | 1007639 | 80.50 |
| ● grau    | 1007640 | 80.50 |

1007352 503

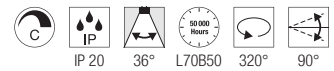
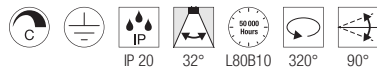
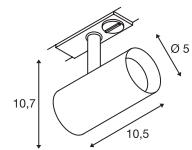
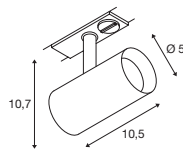




### NOBLO® SPOT 1Ph., PHASE



### NOBLO® SPOT 1Ph., PHASE



220-240V ~50/60Hz | 150mA  
Systemleistung: 6.2W  
Material: Aluminium / Polycarbonat (PC)

220-240V ~50/60Hz | 350mA  
Systemleistung: 8.4W  
Material: Aluminium / Polycarbonat (PC)



Down 750lm | 3000K



Down 30lm | 2000K - 450lm | 3000K

| Variante  | Art.Nr. | CHF   |
|-----------|---------|-------|
| ● schwarz | 1007641 | 80.50 |
| ○ weiß    | 1007642 | 80.50 |
| ● grau    | 1007643 | 80.50 |

| Variante  | Art.Nr. | CHF   |
|-----------|---------|-------|
| ● schwarz | 1007352 | 97.80 |
| ○ weiß    | 1007353 | 97.80 |
| ● grau    | 1007354 | 97.80 |

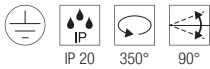
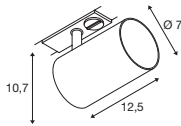
1006445 505







### ASTO TUBE 1Ph., GU10



220-240V ~50/60Hz  
Material: Aluminium



Socket: 1xGU10

| Variante  | Art.Nr. | CHF   |
|-----------|---------|-------|
| ● schwarz | 1006445 | 86.90 |
| ○ weiß    | 1006446 | 86.90 |



LED GU10 51mm | 6W | 38°  
2700K | 450lm | EEK=F  
6kWh/1000h



Art. Nr.: 1005077 | 10.60 CHF

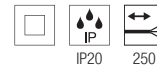
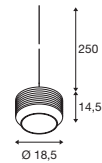
### ASTO TUBE Dekoreflektor



H: 3.95 cm  
Ø: 6.75 cm  
Material: Polycarbonat (PC)

| Variante          | Art.Nr. | CHF  |
|-------------------|---------|------|
| ● schwarz / chrom | 1007190 | 5.20 |
| ● gold            | 1006450 | 5.20 |
| ● chrom           | 1006449 | 5.20 |
| ● kupfer          | 1006451 | 5.20 |

### PANTILO ROPE 19 PD, E27



200-240V ~50/60Hz  
Material: Glas / Stahl / Hanf

- offenes Kabelende



Socket: 1xE27 max. Ø: 10 cm | L: 11 cm


| Variante             | Art.Nr. | CHF    |
|----------------------|---------|--------|
| ● amber / gold       | 1007597 | 228.90 |
| ● anthrazit / silber | 1007596 | 228.90 |



A60 | 7.5W | 180°  
2700K | 720lm | EEK=F  
8kWh/1000h

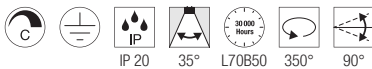
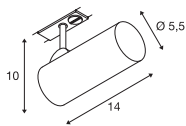


Art. Nr.: 1005305 | 24.50 CHF





HELIA 50 TRACK  
1Ph.



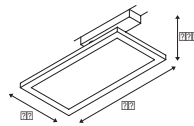
220-240V ~50/60Hz | 500mA  
Systemleistung: 11W  
Material: Aluminium



Down 810lm | 3000K  
880lm

| Variante  | Art.Nr.       | CHF           |
|-----------|---------------|---------------|
| ● schwarz |               |               |
| 810lm     | <b>143580</b> | <b>156.00</b> |
| ○ weiß    |               |               |
| 880lm     | <b>143581</b> | <b>156.00</b> |

PANEL TRACK  
1Ph., eckig



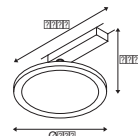
220-240V ~50/60Hz | 450mA  
Systemleistung: 18W  
Material: Polycarbonat (PC) / Stahl



Down 1800lm | 3000K

| Variante  | Art.Nr.        | CHF           |
|-----------|----------------|---------------|
| ● schwarz | <b>1004933</b> | <b>125.00</b> |
| ○ weiß    | <b>1004934</b> | <b>125.00</b> |

PANEL TRACK  
1Ph., rund



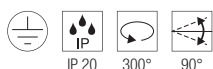
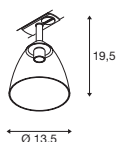
220-240V ~50/60Hz | 450mA  
Systemleistung: 18W  
Material: Polycarbonat (PC) / Stahl



Down 1800lm | 3000K

| Variante  | Art.Nr.        | CHF           |
|-----------|----------------|---------------|
| ● schwarz | <b>1004935</b> | <b>125.00</b> |
| ○ weiß    | <b>1004936</b> | <b>125.00</b> |

PARA CONE GL  
1Ph., GU10



220-240V ~50/60Hz  
Material: Aluminium / Glas



Socket: 1xGU10

| Variante  | Art.Nr. | CHF    |
|-----------|---------|--------|
| ● schwarz | 1006155 | 109.00 |
| ○ weiß    | 1006156 | 109.00 |


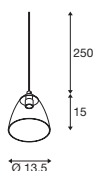


LED GU10 51mm | 3,2W  
2700K | 270lm | EEK=G



Art. Nr.: 1006321 | 55.20 CHF

PARA CONE GL  
PD, GU10



220-240V ~50/60Hz  
Material: Aluminium / Glas

- offenes Kabelende



Socket: 1xGU10

| Variante  | Art.Nr. | CHF    |
|-----------|---------|--------|
| ● schwarz | 1006159 | 109.00 |
| ○ weiß    | 1006160 | 109.00 |



LED GU10 51mm | 3,2W  
2700K | 270lm | EEK=G



Art. Nr.: 1006321 | 55.20 CHF



| Artikel      | Art.Nr. | CHF   |
|--------------|---------|-------|
| 1Ph.-Adapter |         |       |
| ● schwarz    | 143120  | 17.00 |
| ○ weiß       | 143121  | 17.00 |
| ● grau       | 143124  | 17.00 |




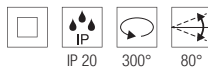
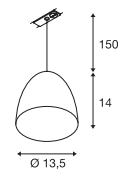
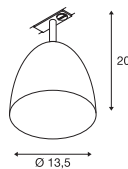
1006160 508



1006155 508

**PARA CONE 14**  
1Ph., QPAR51


**PARA CONE 14**  
1Ph., PD, QPAR51



220-240V ~50/60Hz  
Material: Stahl

220-240V ~50/60Hz  
Material: Aluminium

- Textilkabel
- schwarz/gold Version mit goldenem Reflektor
- Alle anderen Version mit weißem Reflektor



1002875 509



Socket: 1xGU10

Socket: 1xGU10

| Variante  | Art.Nr. | CHF    |
|-----------|---------|--------|
| ● schwarz | 1002873 | 109.00 |
| ○ weiß    | 1002874 | 109.00 |
| ● kupfer  | 1002875 | 117.00 |

| Variante  | Art.Nr. | CHF    |
|-----------|---------|--------|
| ● schwarz | 143990  | 138.00 |
| ○ weiß    | 143991  | 138.00 |
| ● kupfer  | 1001968 | 138.00 |



LED GU10 51mm | 3,2W  
2700K | 270lm | EEK=G




Art. Nr.: 1006321 | 55.20 CHF



LED GU10 51mm | 3,2W  
2700K | 270lm | EEK=G



Art. Nr.: 1006321 | 55.20 CHF



143594

511



144011

511


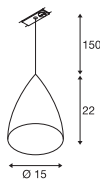


1000713

511



**TONGA®**  
1Ph., PD, E14



220-240V ~50/60Hz  
Material: Aluminium / Glas



Socket: 1xE14 max. Ø: 5.1 cm | L: 13 cm

| Variante         | Art.Nr. | CHF    |
|------------------|---------|--------|
| ● grau / milchig | 143594  | 160.00 |

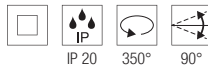
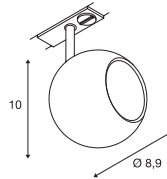


C35 | 4.2W | 320°  
2700K | 350lm | EEK=G  
5kWh/1000h



Art. Nr.: 1005285 | 12.90 CHF

**LIGHT EYE® 90**  
1Ph., QPAR51



230V ~50/60Hz  
Material: Stahl



Socket: 1xGU10

| Variante  | Art.Nr. | CHF    |
|-----------|---------|--------|
| ● schwarz | 144010  | 96.00  |
| ○ weiß    | 144011  | 96.00  |
| ● kupfer  | 144019  | 117.00 |

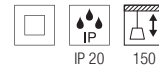
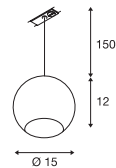


LED GU10 51mm | 6W | 36°  
2200-2700K | 360lm | EEK=G  
6kWh/1000h



Art. Nr.: 1005273 | 12.90 CHF

**LIGHT EYE® 150**  
1Ph., PD, QPAR111



220-240V ~50/60Hz  
Material: Stahl



Socket: 1xGU10

| Variante  | Art.Nr. | CHF    |
|-----------|---------|--------|
| ● schwarz | 1000713 | 156.00 |
| ○ weiß    | 143621  | 160.00 |

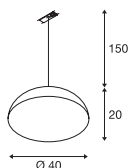


LED GU10 51mm | 6W | 38°  
2700K | 450lm | EEK=F  
6kWh/1000h

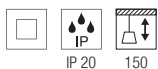


Art. Nr.: 1005077 | 10.60 CHF

FORCHINI M 40 TRACK  
1Ph., E27



143932 512



220-240V ~50/60Hz  
Material: Aluminium / Stahl

- Pendelleuchten-Adapter Farbe silbergrau [143930] / schwarz [143932]

**SOCKET INSIDE** <40 W

Socket: 1xE27 max. Ø: 6.8 cm | L: 15.2 cm

| Variante          | Art.Nr. | CHF    |
|-------------------|---------|--------|
| ●● schwarz / gold | 143930  | 259.00 |
| ●● schwarz / gold | 143932  | 259.00 |



A60 | 7.5W | 180°  
2700K | 720lm | EEK=F  
8kWh/1000h



Art. Nr.: 1005305 | 24.50 CHF

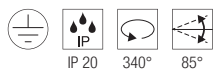


1001868 513





### PURI TRACK 1Ph., Triple Track Set

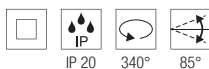
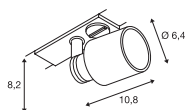


220-240V ~50/60Hz  
Systemleistung: 4.3W  
Material: Aluminium

- Besteht aus 2 x 1 m Schiene.
- 1 Längsverbinder mit Einspeisung.
- 1 x 2 Endkappen.
- 3 x Leuchtenkopf Puri.
- 3 x LED GU10 Leuchtmittel.
- 3 x Dekoring für GU10

| Variante  | Art.Nr. | CHF    |
|-----------|---------|--------|
| ● schwarz | 143190  | 229.00 |
| ○ weiß    | 143191  | 229.00 |

### PURI TRACK 1Ph., QPAR51



220-240V ~50/60Hz  
Material: Aluminium / Kunststoff



Socket: 1xGU10

| Variante  | Art.Nr. | CHF   |
|-----------|---------|-------|
| ● schwarz | 1001868 | 56.00 |
| ○ weiß    | 1001869 | 56.00 |

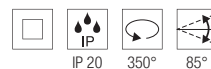
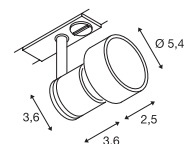


LED GU10 51mm | 6W | 38°  
2700K | 450lm | EEK=F  
6kWh/1000h



Art. Nr.: 1005077 | 10.60 CHF

### PURI TRACK 1Ph., QPAR51



220-240V ~50/60Hz  
Material: Aluminium / Polycarbonat (PC)



Socket: 1xGU10


| Variante  | Art.Nr. | CHF   |
|-----------|---------|-------|
| ● schwarz | 143390  | 45.90 |
| ○ weiß    | 143391  | 45.90 |
| ● grau    | 143392  | 45.90 |




LED GU10 51mm | 6W | 38°  
2700K | 450lm | EEK=F  
6kWh/1000h



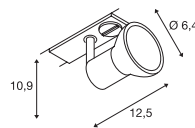
Art. Nr.: 1005075 | 10.60 CHF





143451 515

### PURIA TRACK 1Ph., QPAR51



220-240V ~50/60Hz  
Material: Aluminium / Kunststoff



Socket: 1xGU10

| Variante  | Art.Nr. | CHF   |
|-----------|---------|-------|
| ● schwarz | 143450  | 55.00 |
| ○ weiß    | 143451  | 55.00 |
| ● grau    | 143454  | 55.00 |

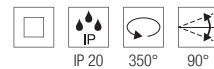
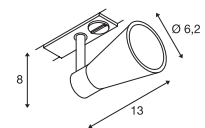


LED GU10 51mm | 6W | 36°  
2200-2700K | 360lm | EEK=G



Art. Nr.: 1005273 | 12.90 CHF

### AVO TRACK 1Ph., QPAR51



220-240V ~50/60Hz  
Material: Stahl



Socket: 1xGU10

max. Ø: 5.1 cm

| Variante  | Art.Nr. | CHF   |
|-----------|---------|-------|
| ● schwarz | 144200  | 48.00 |
| ○ weiß    | 144201  | 48.00 |
| ● grau    | 144204  | 48.00 |

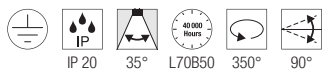
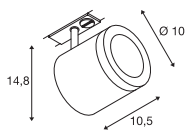


LED GU10 51mm | 6W | 38°  
2700K | 450lm | EEK=F



Art. Nr.: 1005077 | 10.60 CHF

ENOLA C TRACK  
1Ph.



220-240V ~50/60Hz | 500mA  
Systemleistung: 11W  
Material: Aluminium / Glas



Down 1040lm | 3000K

| Variante  | Art.Nr. | CHF    |
|-----------|---------|--------|
| ● schwarz | 1000711 | 239.00 |
| ○ weiß    | 143941  | 229.00 |



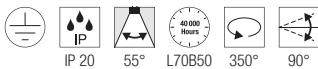
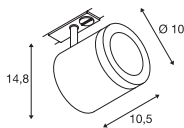
143941 516



143960 517



### ENOLA C TRACK 1 Ph.



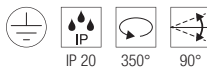
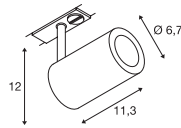
220-240V ~50/60Hz | 500mA  
Systemleistung: 11W  
Material: Aluminium / Glas



Down 1040lm | 3000K

| Variante  | Art.Nr. | CHF    |
|-----------|---------|--------|
| ● schwarz | 1000712 | 239.00 |
| ○ weiß    | 143951  | 229.00 |

### ENOLA B TRACK 1Ph., QPAR51



220-240V ~50/60Hz  
Material: Aluminium / Stahl



Socket: 1xGU10 max. Ø: 5.1 cm | L: 6.7 cm

| Variante  | Art.Nr. | CHF   |
|-----------|---------|-------|
| ● schwarz | 1002110 | 99.00 |
| ○ weiß    | 1002111 | 99.00 |
| ● grau    | 1002113 | 99.00 |

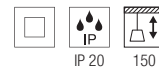
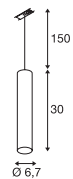


LED GU10 51mm | 6W | 38°  
2700K | 450lm | EEK=F  
6kWh/1000h



Art. Nr.: 1005075 | 10.60 CHF

### ENOLA B PD, QPAR51



220-240V ~50/60Hz  
Material: Aluminium / Stahl



Socket: 1xGU10

| Variante  | Art.Nr. | CHF    |
|-----------|---------|--------|
| ● schwarz | 143960  | 160.00 |
| ○ weiß    | 143961  | 160.00 |



LED GU10 51mm | 6W | 38°  
2700K | 450lm | EEK=F  
6kWh/1000h




Art. Nr.: 1005077 | 10.60 CHF



143440

519

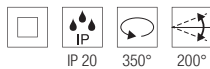
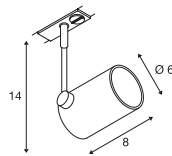


143430

519



**BIMA**  
1Ph., single, QPAR51



220-240V ~50/60Hz  
Material: Aluminium



Socket: 1xGU10 max. Ø: 5.1 cm | L: 5.7 cm

| Variante  | Art.Nr. | CHF   |
|-----------|---------|-------|
| ● schwarz | 143440  | 64.00 |
| ○ weiß    | 143441  | 64.00 |
| ● grau    | 143442  | 64.00 |

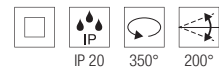
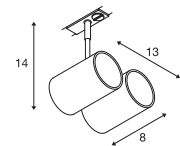


LED GU10 51mm | 6W | 38°  
2700K | 450lm | EEK=F  
6kWh/1000h



Art. Nr.: 1005075 | 10.60 CHF

**BIMA**  
1Ph., double, QPAR51



220-240V ~50/60Hz  
Material: Aluminium



Socket: 2xGU10 max. Ø: 5.1 cm | L: 5.7 cm

| Variante  | Art.Nr. | CHF    |
|-----------|---------|--------|
| ● schwarz | 143430  | 106.00 |
| ○ weiß    | 143431  | 106.00 |
| ● grau    | 143432  | 106.00 |



LED GU10 51mm | 6W | 38°  
2700K | 450lm | EEK=F  
6kWh/1000h

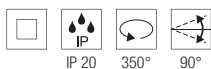
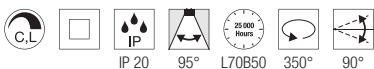
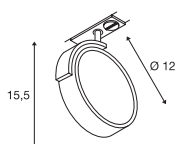
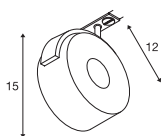


Art. Nr.: 1005077 | 10.60 CHF



KALU TRACK  
1Ph., PHASE

KALU TRACK  
1Ph., QPAR111



220-240V ~50/60Hz  
Systemleistung: 13W  
Material: Aluminium

220-240V ~50/60Hz  
Material: Aluminium / Kunststoff



Down 970lm | 3000K



Socket: 1xGU10

| Variante  | Art.Nr. | CHF    |
|-----------|---------|--------|
| ● schwarz | 1002854 | 259.00 |
| ○ weiß    | 143731  | 269.00 |

| Variante  | Art.Nr. | CHF    |
|-----------|---------|--------|
| ● schwarz | 143540  | 106.00 |
| ○ weiß    | 143541  | 106.00 |
| ● grau    | 143544  | 106.00 |




QPAR111 | 12.5W | 10°  
3000K | 950lm | EEK=F  
13kWh/1000h



Art. Nr.: 1005278 | 65.00 CHF

1002854 520



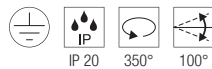
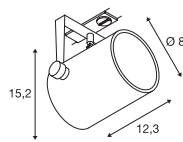
1001861 521







**EURO SPOT TRACK**  
1Ph., QPAR51



220-240V ~50/60Hz  
Material: Aluminium



Socket: 1xGU10

| Variante  | Art.Nr. | CHF   |
|-----------|---------|-------|
| ● schwarz | 1001861 | 96.00 |
| ○ weiß    | 143811  | 94.00 |

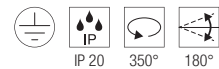
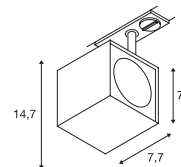


LED GU10 51mm | 6W | 38°  
2700K | 450lm | EEK=F  
6kWh/1000h



Art. Nr.: 1005077 | 10.60 CHF

**ALTRA DICE TRACK**  
1Ph., QPAR51



220-240V ~50/60Hz  
Material: Aluminium



Socket: 1xGU10

| Variante  | Art.Nr. | CHF    |
|-----------|---------|--------|
| ● schwarz | 143350  | 125.00 |
| ○ weiß    | 143351  | 125.00 |
| ● grau    | 143354  | 125.00 |



LED GU10 51mm | 6W | 36°  
2200-2700K | 360lm | EEK=G  
6kWh/1000h



Art. Nr.: 1005273 | 12.90 CHF



143350 521

# GESTALTEN SIE IHR HOCHVOLT TRACK SYSTEM

---

Professionell aufgestellt: Besonders dort, wo es viel zu sehen gibt, ist eine gut durchdachte Beleuchtung unerlässlich. Aufgrund der flexiblen Einsetzbarkeit der Leuchten in der Schiene wird es möglich, die zu gewünschten Objekte perfekt auszuleuchten. Auch Änderungen des Beleuchtungskonzepts sind jederzeit möglich. 3-Phasen-Hochvolt-Stromschienen sind besonders für Shops und Messestände ideal. Sie ermöglichen mit den passenden SLV Leuchten ein perfektes Ambiente und rücken Produkte und Ausstellungsstücke ins rechte Licht. 1-Phasen-Hochvolt-Stromschienen eignen sich besonders für Privathaushalte und tauchen Ihre Wohnräume in stimmungsvolles Licht. Die Schienen aus Aluminium lassen sich – dank der im Profil vorhandenen Bohrungen – schnell und unkompliziert an der Decke anbringen. Dabei haben Sie die Wahl zwischen einer Einbauversion und einer Aufbauversion, die in mehreren Farben erhältlich sind.

## WÄHLE DEINE BEVORZUGTE(N) ...

- 1 Schiene (S-TRACK, EUTRAC, 1-Phasen-System)
- 2 Montage-Art (Einbau-/Aufbauschiene)
- 3 Leuchte
- 4 Gestaltungsmöglichkeiten



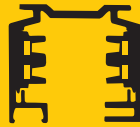
FERTIG!

# SCHIENEN-SYSTEME

**S-TRACK**  
3-Phasen-System



**EUTRAC**  
3-Phasen-System



**1-PHASEN-SYSTEM**



Einbauschiene



Aufbauschiene



Decke




Wand



Pendel

Anbringungsmöglichkeiten



Unterschiedliche Gestaltungsmöglichkeiten  
individuell abgestimmt auf Ihren Raum

Nutzen Sie auch unseren Track Konfigurator auf [slv.com](https://www.slv.com)



1006159 552




**NUMINOS®** finden Sie auf den Familienseiten 110–115

LED



**ONE®** finden Sie auf den Familienseiten 194–195

LED



TS V | 543



TS V | 543



NOBLO® SPOT | 545



NOBLO® SPOT | 545



NOBLO® SPOT | 547



NOBLO® SPOT | 547



**SCKET**  
PANTILO  
ROPE 19 | 549



**LED**  
SIGHT TRACK | 550



**LED**  
SIGHT TRACK | 550



**LED**  
SIGHT MOVE | 551



**LED**  
SIGHT MOVE | 551



**SCKET**  
PARA CONE GL | 552



**SCKET**  
PARA CONE GL | 552



**SCKET**  
PARA CONE 14 | 553



**SCKET**  
PARA CONE 14 | 553



**SCKET**  
FORCHINI M 40  
TRACK | 554



**LED**  
EURO CUBE | 555



**SCKET**  
EURO SPOT  
TRACK | 555



**SCKET**  
EURO SPOT  
TRACK | 555



**SCKET**  
ALTRA DICE  
TRACK | 556



**SCKET**  
PURI TRACK | 557



**SCKET**  
PURI TRACK  
GLASS | 557



**LED**  
KALU TRACK  
LED | 558



**SCKET**  
KALU TRACK | 558



**SCKET**  
BIMA | 559



**SCKET**  
BIMA | 559



**LED**  
HELIA 50 TRACK | 561







**LED**  
ENOLA C TRACK | 561







**SCKET**  
AVO TRACK | 561

# 3 PHASEN- STROMSCHIENEN KOMPATIBILITÄT

Kompatibel mit Leuchten/Adaptern von:

|   | SLV   | Global/Nordic   | EUTRAC®   |
|---|---|---|---|
| SLV Schienen und Schienenkomponenten S-Track DALI<br> |  |  |  |
| ohne DALI   | ✓   | ✓   | ★   |
| mit DALI  | ✓   | ✓   | ✗   |

Kompatibel mit Schienen und Schienenkomponenten von:

|   | SLV S-TRACK   | Global/Nordic   | EUTRAC®   |
|---|---|---|---|
| SLV Leuchten S-Track DALI<br> |  |  |  |
| ohne DALI   | ✓   | ✓   | ✓   |
| mit DALI  | ✓   | ✓   | ✓★★★  |

★ Vorbehaltlich vorheriger Prüfung mittels Mustern der Leuchte und der Schiene  
★★★ Jedoch ohne DALI Funktionalität

Die SLV Schienensysteme und -komponenten sind hochkompatibel. Mit Leuchten und Adaptern von: EUTRAC<sup>®</sup>, Zumtobel, Erco, LTS ONETrack und unipro<sup>®</sup>. Vorbehaltlich der vorherigen Prüfung mittels Muster der Leuchten und Schienen.

| Zumtobel  | Erco  | LTS ONETrack  | unipro <sup>®</sup>   |
|---|---|---|---|
|    |    |    |    |
| ✓   | ✓   | ✓   | ✓   |
| ✗   | ✗   | ✓   | ✓   |
| Zumtobel  | Erco  | LTS ONETrack  | unipro <sup>®</sup>   |
|  |  |  |  |
| ✓   | ✓   | ✓   | ✓   |
| ✗   | ✗   | ✓   | ✓   |

Angaben ohne Gewähr.

Technische Daten und Abmessungen können sich jederzeit ohne Vorankündigung ändern.

Bereits bei Planung des Projekts anhand Muster prüfen, um Funktionsfähigkeit sicherzustellen.

Kompatibilität bezieht sich nur auf Schienen/Leuchten.

Schienen und Schienenkomponenten verschiedener Hersteller sollten nicht kombiniert werden.

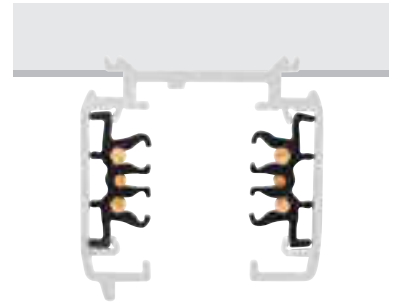






# S-TRACK

## 3-Phasen-Aufbauschiene DALI

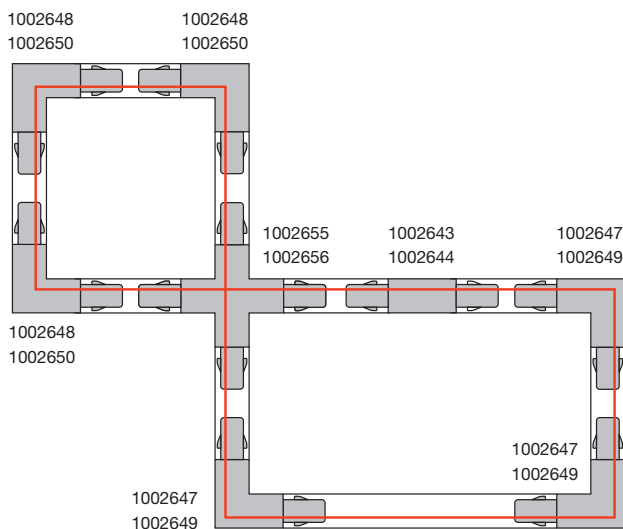
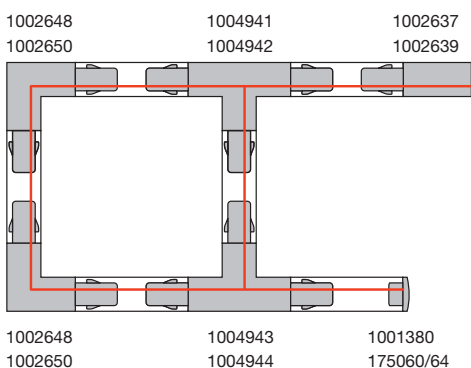
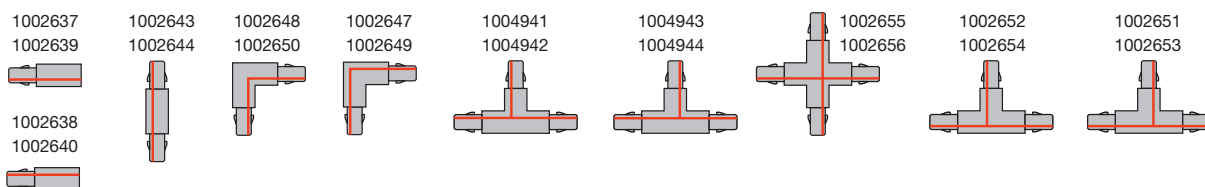



|                      | 1 m               | 1 m               | 2 m               | 2 m               |
|----------------------|-------------------|-------------------|-------------------|-------------------|
| Nennspannung (V)     | 220-240V ~50/60Hz | 220-240V ~50/60Hz | 220-250V ~50/60Hz | 220-250V ~50/60Hz |
| max. Stromstärke (A) | 16                | 16                | 16                | 16                |
| max. mech. Belastung | 30 kg             | 30 kg             | 30 kg             | 30 kg             |
| Farbe                | ● schwarz         | ○ weiß            | ● schwarz         | ○ weiß            |
| Material             | Aluminium         | Aluminium         | Aluminium         | Aluminium         |
| L x B x H (cm)       | 100 x 3,6 x 3,6   | 100 x 3,6 x 3,6   | 200 x 3,6 x 3,6   | 200 x 3,6 x 3,6   |
| Art.Nr.              | 1004937           | 1004938           | 1002631           | 1002632           |
| CHF                  | 49.10             | 49.10             | 99.00             | 99.00             |
|                      | 3 m               | 3 m               | 4 m               | 4 m               |
| Nennspannung (V)     | 220-250V ~50/60Hz | 220-250V ~50/60Hz | 220-250V ~50/60Hz | 220-250V ~50/60Hz |
| max. Stromstärke (A) | 16                | 16                | 16                | 16                |
| max. mech. Belastung | 30 kg             | 30 kg             | 30 kg             | 30 kg             |
| Farbe                | ● schwarz         | ○ weiß            | ● schwarz         | ○ weiß            |
| Material             | Aluminium         | Aluminium         | Aluminium         | Aluminium         |
| L x B x H (cm)       | 300 x 3,6 x 3,6   | 300 x 3,6 x 3,6   | 400 x 3,6 x 3,6   | 400 x 3,6 x 3,6   |
| Art.Nr.              | 1002633           | 1002634           | 1002635           | 1002636           |
| CHF                  | 149.00            | 149.00            | 192.00            | 192.00            |

# S-TRACK

## 3-Phasen-Aufbauschiene DALI Planungshilfe und Zubehör auf einen Blick

Ansicht der Bauteile von oben  
auf die Montageseite



**Einspeiser, DALI, Erde links**  
16A max. | Polycarbonat (PC) / Polycarbonat (PC)  
L: 13.9 cm | B: 3.5 cm | H: 3.3 cm

● schwarz Art.Nr. **1002637** **24.50 CHF**  
○ weiß Art.Nr. **1002639** **24.50 CHF**

**L-Verbinder, DALI, Erde außen\***  
16A max. | Polycarbonat (PC)  
L: 11.9 cm | B: 11.9 cm | H: 3.3 cm


● schwarz Art.Nr. **1002647** **41.60 CHF**  
○ weiß Art.Nr. **1002649** **41.60 CHF**

**Einspeiser, Dali, Erde rechts**  
16A max. | Polycarbonat (PC)  
L: 13.9 cm | B: 3.5 cm | H: 3.3 cm

● schwarz Art.Nr. **1002638** **24.50 CHF**  
○ weiß Art.Nr. **1002640** **24.50 CHF**

**L-Verbinder, DALI, Erde innen\***  
16A max. | Polycarbonat (PC)  
L: 11.9 cm | B: 11.9 cm | H: 3.3 cm

● schwarz Art.Nr. **1002648** **41.60 CHF**  
○ weiß Art.Nr. **1002650** **41.60 CHF**


**T-Verbinder, DALI, Erde außen links\***  
16A max. | Polycarbonat (PC)  
L: 20.3 cm | B: 11.9 cm | H: 3.3 cm

|           |         |         |           |
|-----------|---------|---------|-----------|
| ● schwarz | Art.Nr. | 1002652 | 49.10 CHF |
| ○ weiß    |         | 1002654 | 49.10 CHF |



**3 Ph. Adapter, Dali**  
10A max. | Polycarbonat (PC)  
L: 11.3 cm | B: 5.5 cm | H: 3.3 cm

|           |         |         |           |
|-----------|---------|---------|-----------|
| ● schwarz | Art.Nr. | 1002660 | 24.50 CHF |
| ○ weiß    |         | 1002659 | 24.50 CHF |




**T-Verbinder, DALI, Erde außen rechts\***  
16A max. | Polycarbonat (PC)  
L: 20.3 cm | B: 11.9 cm | H: 3.3 cm

|           |         |         |           |
|-----------|---------|---------|-----------|
| ● schwarz | Art.Nr. | 1002651 | 49.10 CHF |
| ○ weiß    |         | 1002653 | 49.10 CHF |




**Mech. 3 Ph. Adapter**  
Aluminium / Kunststoff  
L: 6.6 cm | B: 6.6 cm | H: 3.1 cm

|           |         |         |           |
|-----------|---------|---------|-----------|
| ● schwarz | Art.Nr. | 175210  | 20.20 CHF |
| ○ weiß    |         | 1001395 | 20.20 CHF |




**T-Verbinder, DALI, Erde innen links\***  
16A max. | Polycarbonat (PC)  
L: 20.3 cm | B: 11.9 cm | H: 3.3 cm

|           |         |         |           |
|-----------|---------|---------|-----------|
| ● schwarz | Art.Nr. | 1004941 | 49.10 CHF |
| ○ weiß    |         | 1004942 | 49.10 CHF |



**Abdeckung, 2m**  
Polycarbonat (PC)  
L: 200 cm | B: 2.2 cm | H: 0.75 cm

|           |         |         |          |
|-----------|---------|---------|----------|
| ● schwarz | Art.Nr. | 1004939 | 9.50 CHF |
| ○ weiß    |         | 1004940 | 9.50 CHF |




**T-Verbinder, DALI, Erde innen rechts\***  
16A max. | Polycarbonat (PC)  
L: 20.3 cm | B: 11.9 cm | H: 3.3 cm

|           |         |         |           |
|-----------|---------|---------|-----------|
| ● schwarz | Art.Nr. | 1004943 | 49.10 CHF |
| ○ weiß    |         | 1004944 | 49.10 CHF |



**Endkappe**  
Kunststoff  
L: 3.5 cm | B: 3.3 cm | H: 3.2 cm

|           |         |         |          |
|-----------|---------|---------|----------|
| ● schwarz | Art.Nr. | 175060  | 3.10 CHF |
| ○ weiß    |         | 1001380 | 3.10 CHF |



**X-Verbinder, DALI\***  
16A max. | Polycarbonat (PC) / Polycarbonat (PC)  
L: 20.3 cm | B: 20.3 cm | H: 3.3 cm

|           |         |         |           |
|-----------|---------|---------|-----------|
| ● schwarz | Art.Nr. | 1002655 | 82.00 CHF |
| ○ weiß    |         | 1002656 | 82.00 CHF |




**Pendelabhangung**  
Aluminium / Kunststoff  
L: 6 cm | B: 6 cm | H: 4 cm  
max. mechanische Belastung: 10 kg

|           |         |         |           |
|-----------|---------|---------|-----------|
| ● schwarz | Art.Nr. | 175160  | 41.60 CHF |
| ○ weiß    |         | 1001390 | 41.60 CHF |




**Langsbinder, DALI\***  
16A max. | Polycarbonat (PC)  
L: 20.3 cm | B: 3.5 cm | H: 3.3 cm

|           |         |         |           |
|-----------|---------|---------|-----------|
| ● schwarz | Art.Nr. | 1002643 | 41.60 CHF |
| ○ weiß    |         | 1002644 | 41.60 CHF |



**Stostellenverbinder**  
Aluminium  
L: 18.2 cm | B: 3.3 cm | H: 2.1 cm

|           |         |         |           |
|-----------|---------|---------|-----------|
| ● schwarz | Art.Nr. | 175180  | 14.90 CHF |
| ○ weiß    |         | 1001392 | 14.90 CHF |



**Mini-Verbinder, DALI**  
16A max. | Polycarbonat (PC)  
L: 10.6 cm | B: 2.5 cm | H: 2.8 cm

|           |         |         |           |
|-----------|---------|---------|-----------|
| ● schwarz | Art.Nr. | 1002641 | 13.80 CHF |
| ○ weiß    |         | 1002642 | 13.80 CHF |



**Mech. 3 Ph. Adapter mit Haken**  
Kunststoff / Stahl  
H: 5.2 cm  
max. mechanische Belastung: 10 kg

|           |         |         |          |
|-----------|---------|---------|----------|
| ● schwarz | Art.Nr. | 175190  | 4.10 CHF |
| ○ weiß    |         | 1001393 | 4.10 CHF |



**Flexverbinder, DALI**  
16A max. | Polycarbonat (PC)  
L: 28.5 cm | B: 3.5 cm | H: 3.3 cm

|           |         |         |           |
|-----------|---------|---------|-----------|
| ● schwarz | Art.Nr. | 1002645 | 67.00 CHF |
| ○ weiß    |         | 1002646 | 67.00 CHF |




**Deckenrosette, DALI**  
16A max. | Polycarbonat (PC)  
H: 3.5 cm  $\varnothing$ : 14.3 cm

|           |         |         |           |
|-----------|---------|---------|-----------|
| ● schwarz | Art.Nr. | 1004684 | 42.65 CHF |
| ○ weiß    |         | 1004685 | 42.65 CHF |



**Isolierverbinder**  
Kunststoff  
L: 6.8 cm | B: 3.1 cm | H: 2.6 cm

|           |         |         |           |
|-----------|---------|---------|-----------|
| ● schwarz | Art.Nr. | 175080  | 10.60 CHF |
| ○ weiß    |         | 1001382 | 10.60 CHF |



**Drahtseilabhangung (2 Stk.)**  
Edelstahl / Messing  
L: 500 cm  
max. mechanische Belastung: 10 kg

|          |         |         |           |
|----------|---------|---------|-----------|
| ● nickel | Art.Nr. | 1002845 | 55.00 CHF |
|----------|---------|---------|-----------|



**Pendelclip, DALI**  
Stahl  
L: 4 cm | B: 3.4 cm | H: 1.25 cm

|           |         |         |           |
|-----------|---------|---------|-----------|
| ● schwarz | Art.Nr. | 1002657 | 10.60 CHF |
| ○ weiß    |         | 1002658 | 10.60 CHF |

\* mit Einspeisemoglichkeit





# S-TRACK

## 3-Phasen-Einbauschiene DALI



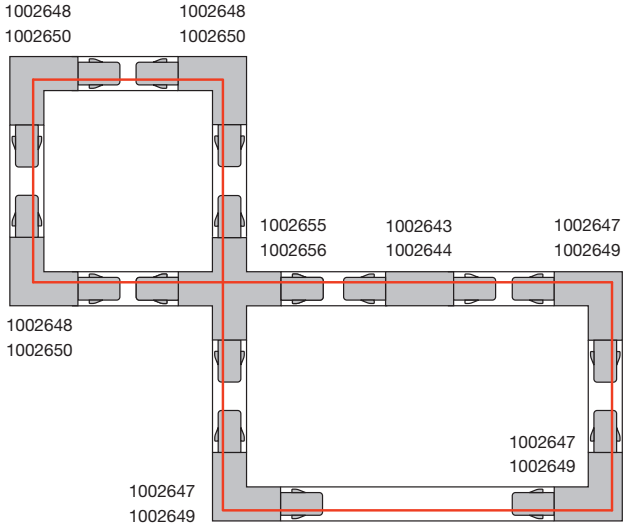
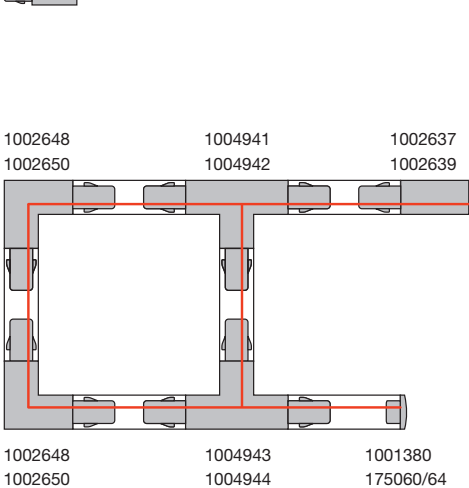
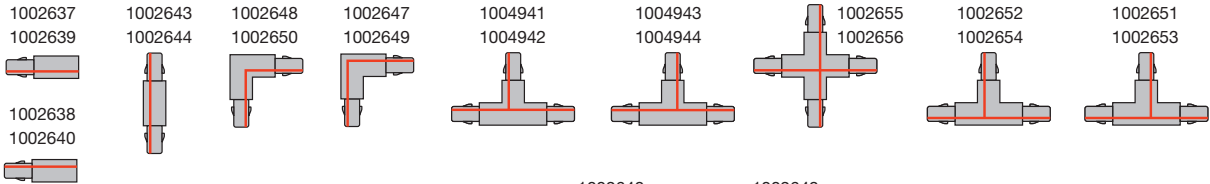
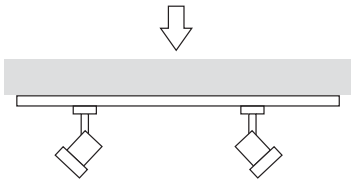
|                      | 1 m               | 1 m               | 2 m               | 2 m               |
|----------------------|-------------------|-------------------|-------------------|-------------------|
| Nennspannung (V)     | 220-250V ~50/60Hz | 220-250V ~50/60Hz | 220-250V ~50/60Hz | 220-250V ~50/60Hz |
| max. Stromstärke (A) | 16                | 16                | 16                | 16                |
| max. mech. Belastung | 30 kg             | 30 kg             | 30 kg             | 30 kg             |
| Farbe                | ● schwarz         | ○ weiß            | ● schwarz         | ○ weiß            |
| Material             | Aluminium         | Aluminium         | Aluminium         | Aluminium         |
| L x B x H (cm)       | 100 x 5,6 x 3,2   | 100 x 5,6 x 3,2   | 200 x 5,6 x 3,2   | 200 x 5,6 x 3,2   |
| Art.Nr.              | 1006511 ●         | 1006512 ●         | 1006513 ●         | 1006514 ●         |
| CHF                  | 62.90             | 62.90             | 115.00            | 115.00            |
|                      | 3 m               | 3 m               | 4 m               | 4 m               |
| Nennspannung (V)     | 220-250V ~50/60Hz | 220-250V ~50/60Hz | 220-250V ~50/60Hz | 220-250V ~50/60Hz |
| max. Stromstärke (A) | 16                | 16                | 16                | 16                |
| max. mech. Belastung | 30 kg             | 30 kg             | 30 kg             | 30 kg             |
| Farbe                | ● schwarz         | ○ weiß            | ● schwarz         | ○ weiß            |
| Material             | Aluminium         | Aluminium         | Aluminium         | Aluminium         |
| L x B x H (cm)       | 300 x 5,6 x 3,2   | 300 x 5,6 x 3,2   | 400 x 5,6 x 3,2   | 400 x 5,6 x 3,2   |
| Art.Nr.              | 1006515 ●         | 1006516 ●         | 1006517 ●         | 1006518 ●         |
| CHF                  | 162.00            | 162.00            | 259.00            | 259.00            |



# S-TRACK

3-Phasen-Einbauschiene DALI  
Planungshilfe und Zubehör auf einen Blick

Ansicht der Bauteile von oben  
auf die Montage-seite






|   |   |                     |                            |                        |   |   |                     |                            |                        |
|---|---|---------------------|----------------------------|------------------------|---|---|---------------------|----------------------------|------------------------|
|    | <b>Einspeiser, DALI, Erde rechts</b><br>16A max.   Polycarbonat (PC)<br>L: 14.7 cm   B: 5.6 cm   H: 3.3 cm        | ● schwarz<br>○ weiß | Art.Nr. 1006519<br>1006520 | 22.90 CHF<br>22.90 CHF |    | <b>T-Verbinder, DALI, Erde außen rechts*</b><br>16A max.   Polycarbonat (PC)<br>L: 20.3 cm   B: 13 cm   H: 3.3 cm | ● schwarz<br>○ weiß | Art.Nr. 1006533<br>1006534 | 45.90 CHF<br>45.90 CHF |
|    | <b>Einspeiser, DALI, Erde links</b><br>16A max.   Polycarbonat (PC)<br>L: 14.7 cm   B: 5.6 cm   H: 3.3 cm         | ● schwarz<br>○ weiß | Art.Nr. 1006521<br>1006522 | 22.90 CHF<br>22.90 CHF |    | <b>T-Verbinder, DALI, Erde innen links*</b><br>16A max.   Polycarbonat (PC)<br>L: 20.3 cm   B: 13 cm   H: 3.3 cm  | ● schwarz<br>○ weiß | Art.Nr. 1006527<br>1006528 | 45.90 CHF<br>45.90 CHF |
|    | <b>L-Verbinder, DALI, Erde außen*</b><br>16A max.   Polycarbonat (PC)<br>L: 13 cm   B: 13 cm   H: 3.3 cm          | ● schwarz<br>○ weiß | Art.Nr. 1006525<br>1006526 | 39.90 CHF<br>39.90 CHF |    | <b>X-Verbinder, DALI*</b><br>16A max.   Polycarbonat (PC)<br>L: 20.3 cm   B: 20.3 cm   H: 3.3 cm                  | ● schwarz<br>○ weiß | Art.Nr. 1006535<br>1006536 | 72.90 CHF<br>72.90 CHF |
|    | <b>L-Verbinder, DALI, Erde innen*</b><br>16A max.   Polycarbonat (PC)<br>L: 13 cm   B: 13 cm   H: 3.3 cm          | ● schwarz<br>○ weiß | Art.Nr. 1006523<br>1006524 | 39.90 CHF<br>39.90 CHF |    | <b>Längsverbinder, DALI*</b><br>16A max.   Polycarbonat (PC)<br>L: 20.3 cm   B: 5.6 cm   H: 3.3 cm                | ● schwarz<br>○ weiß | Art.Nr. 1006537<br>1006538 | 39.90 CHF<br>39.90 CHF |
|    | <b>T-Verbinder, DALI, Erde außen links*</b><br>16A max.   Polycarbonat (PC)<br>L: 20.3 cm   B: 13 cm   H: 3.3 cm  | ● schwarz<br>○ weiß | Art.Nr. 1006529<br>1006530 | 45.90 CHF<br>45.90 CHF |    | <b>Mini-Verbinder, DALI</b><br>16A max.   Polycarbonat (PC)<br>L: 10.6 cm   B: 2.5 cm   H: 2.8 cm                 | ● schwarz<br>○ weiß | Art.Nr. 1002641<br>1002642 | 13.80 CHF<br>13.80 CHF |
|  | <b>T-Verbinder, DALI, Erde innen rechts*</b><br>16A max.   Polycarbonat (PC)<br>L: 20.3 cm   B: 13 cm   H: 3.3 cm | ● schwarz<br>○ weiß | Art.Nr. 1006531<br>1006532 | 45.90 CHF<br>45.90 CHF |  | <b>Endkappe, DALI</b><br>Polycarbonat (PC)<br>L: 4.79 cm   B: 5.6 cm  | ● schwarz<br>○ weiß | Art.Nr. 1006539<br>1006540 | 4.50 CHF<br>4.50 CHF   |

\* mit Einspeisemöglichkeit







# EUTRAC®

## 3-Phasen-Aufbauschiene

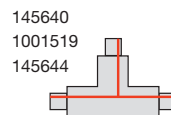
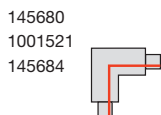
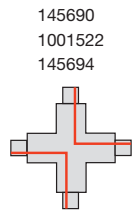
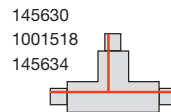
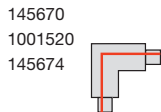

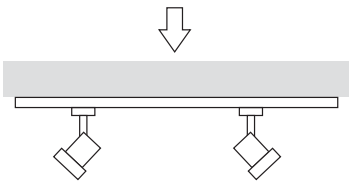


|                      | 1 m                    | 1 m                    | 1 m                    |
|----------------------|------------------------|------------------------|------------------------|
| Nennspannung (V)     | 220-240V ~50/60Hz      | 220-240V ~50/60Hz      | 220-240V ~50/60Hz      |
| max. Stromstärke (A) | 16                     | 16                     | 16                     |
| Farbe                | ● schwarz              | ○ weiß                 | ● grau                 |
| Material             | Aluminium / Kunststoff | Aluminium / Kunststoff | Aluminium / Kunststoff |
| L x B x H (cm)       | 100 x 3,6 x 3,2        | 100 x 3,6 x 3,2        | 100 x 3,6 x 3,2        |
| Art.Nr.              | 145100                 | 1001510                | 145102                 |
| CHF                  | 59.00                  | 59.00                  | 59.00                  |
|                      | 2 m                    | 2 m                    | 2 m                    |
| Nennspannung (V)     | 220-240V ~50/60Hz      | 220-240V ~50/60Hz      | 220-240V ~50/60Hz      |
| max. Stromstärke (A) | 16                     | 16                     | 16                     |
| Farbe                | ● schwarz              | ○ weiß                 | ● grau                 |
| Material             | Aluminium / Kunststoff | Aluminium / Kunststoff | Aluminium / Kunststoff |
| L x B x H (cm)       | 200 x 3,6 x 3,2        | 200 x 3,6 x 3,2        | 200 x 3,6 x 3,2        |
| Art.Nr.              | 145200                 | 1001511                | 145202                 |
| CHF                  | 113.00                 | 113.00                 | 113.00                 |
|                      | 3 m                    | 3 m                    | 3 m                    |
| Nennspannung (V)     | 220-240V ~50/60Hz      | 220-240V ~50/60Hz      | 220-240V ~50/60Hz      |
| max. Stromstärke (A) | 16                     | 16                     | 16                     |
| Farbe                | ● schwarz              | ○ weiß                 | ● grau                 |
| Material             | Aluminium / Kunststoff | Aluminium / Kunststoff | Aluminium / Kunststoff |
| L x B x H (cm)       | 300 x 3,6 x 3,2        | 300 x 3,6 x 3,2        | 300 x 3,6 x 3,2        |
| Art.Nr.              | 145300                 | 1001512                | 145302                 |
| CHF                  | 187.00                 | 192.00                 | 187.00                 |

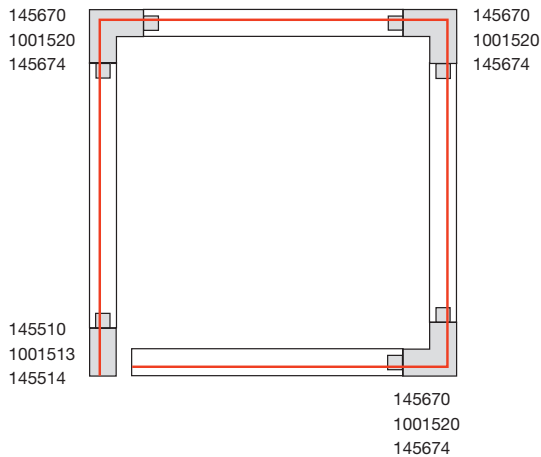
# EUTRAC®

## 3-Phasen-Aufbauschiene Planungshilfe und Zubehör auf einen Blick

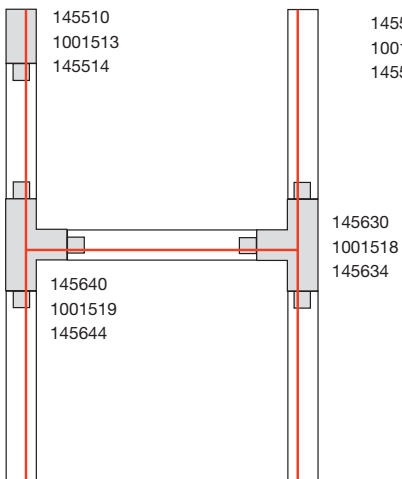
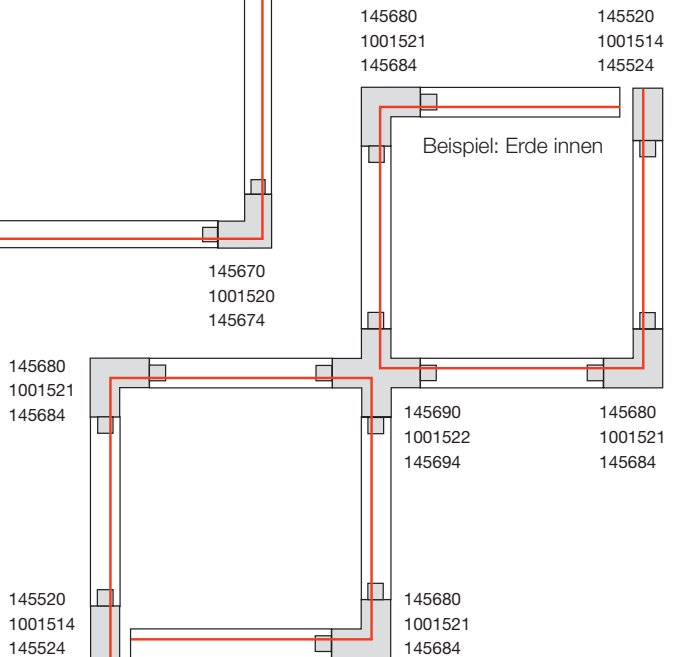
Ansicht der Bauteile von oben  
auf die Montageseite



Beispiel: Erde außen



Beispiel: Erde innen





|  |   |
|--|---|
|  <p><b>Einspeiser, Erde links</b><br/>16A max.   Kunststoff<br/>L: 11.2 cm   B: 3.6 cm   H: 3.2 cm</p> <ul style="list-style-type: none"> <li>● schwarz Art.Nr. 145510 24.50 CHF</li> <li>○ weiß 1001513 24.50 CHF</li> <li>● grau 145514 24.50 CHF</li> </ul>              |  <p><b>Stoßstellenverbinder</b><br/>Kunststoff<br/>L: 10 cm   B: 3.6 cm   H: 1.9 cm</p> <ul style="list-style-type: none"> <li>● schwarz Art.Nr. 145600 27.70 CHF</li> <li>○ weiß 1001523 27.70 CHF</li> <li>● grau 145604 27.70 CHF</li> </ul>                                      |
|  <p><b>Einspeiser, Erde rechts</b><br/>16A max.   Kunststoff<br/>L: 11.2 cm   B: 3.6 cm   H: 3.2 cm</p> <ul style="list-style-type: none"> <li>● schwarz Art.Nr. 145520 24.50 CHF</li> <li>○ weiß 1001514 24.50 CHF</li> <li>● grau 145524 24.50 CHF</li> </ul>             |  <p><b>Flex-Verbinder</b><br/>16A max.   Kunststoff<br/>L: 30.7 cm   B: 3.6 cm   H: 3.2 cm</p> <ul style="list-style-type: none"> <li>● schwarz Art.Nr. 145580 109.00 CHF</li> <li>○ weiß 1001524 109.00 CHF</li> <li>● grau 145584 109.00 CHF</li> </ul>                            |
|  <p><b>Mittleinspeiser</b><br/>16A max.   Kunststoff<br/>L: 13 cm   B: 3.6 cm   H: 3.6 cm</p> <ul style="list-style-type: none"> <li>● schwarz Art.Nr. 145530 55.00 CHF</li> <li>○ weiß 1001515 55.00 CHF</li> <li>● grau 145534 55.00 CHF</li> </ul>                       |  <p><b>Steckdose</b><br/>6.3A max.   Kunststoff<br/>L: 9.6 cm   B: 6.5 cm   H: 9 cm</p> <ul style="list-style-type: none"> <li>● schwarz Art.Nr. 145700 117.00 CHF</li> <li>○ weiß 1001525 117.00 CHF</li> </ul>   |
|  <p><b>Längsverbinder*</b><br/>16A max.   Kunststoff<br/>L: 19.2 cm   B: 3.6 cm   H: 3.2 cm</p> <ul style="list-style-type: none"> <li>● schwarz Art.Nr. 145660 96.00 CHF</li> <li>○ weiß 1001517 96.00 CHF</li> <li>● grau 145664 96.00 CHF</li> </ul>                     |  <p><b>3-Phasen</b><br/>10A max.   Kunststoff<br/>L: 9.6 cm   B: 3.5 cm   H: 4.5 cm<br/>max. mechanische Belsatung: 5 kg</p> <ul style="list-style-type: none"> <li>● schwarz Art.Nr. 145990 24.50 CHF</li> <li>○ weiß 1001542 24.50 CHF</li> <li>● grau 145994 24.50 CHF</li> </ul> |
|  <p><b>Längsverbinder*</b><br/>16A max.   Kunststoff<br/>L: 5.8 cm   B: 1.5 cm   H: 2.6 cm</p> <ul style="list-style-type: none"> <li>● schwarz Art.Nr. 145560 24.50 CHF</li> <li>○ weiß 1001516 24.50 CHF</li> <li>● grau 145564 24.50 CHF</li> </ul>                      |  <p><b>Pendelclip</b><br/>Aluminium<br/>L: 5 cm   B: 3.6 cm   H: 1.9 cm</p> <ul style="list-style-type: none"> <li>● schwarz Art.Nr. 145730 14.90 CHF</li> <li>○ weiß 1001530 14.90 CHF</li> <li>● grau 145734 14.90 CHF</li> </ul>  |
|  <p><b>L-Verbinder, Erde innen*</b><br/>16A max.   Kunststoff<br/>L: 15 cm   B: 15 cm   H: 3.2 cm</p> <ul style="list-style-type: none"> <li>● schwarz Art.Nr. 145680 78.00 CHF</li> <li>○ weiß 1001521 79.00 CHF</li> <li>● grau 145684 79.00 CHF</li> </ul>             |  <p><b>Universal Punktauslass</b><br/>16A max.   Kunststoff<br/>H: 3.1 cm   Ø: 11.9 cm</p> <ul style="list-style-type: none"> <li>● schwarz Art.Nr. 145830 124.00 CHF</li> <li>○ weiß 1001526 134.00 CHF</li> <li>● grau 145834 156.00 CHF</li> </ul>                              |
|  <p><b>L-Verbinder, Erde außen*</b><br/>16A max.   Kunststoff<br/>L: 15 cm   B: 15 cm   H: 3.2 cm</p> <ul style="list-style-type: none"> <li>● schwarz Art.Nr. 145670 78.00 CHF</li> <li>○ weiß 1001520 79.00 CHF</li> <li>● grau 145674 79.00 CHF</li> </ul>             |  <p><b>Endkappe</b><br/>Kunststoff<br/>L: 3.6 cm   B: 1.7 cm   H: 3.2 cm</p> <ul style="list-style-type: none"> <li>● schwarz Art.Nr. 145590 5.25 CHF</li> <li>○ weiß 1001527 5.25 CHF</li> <li>● grau 145594 5.25 CHF</li> </ul>  |
|  <p><b>T-Verbinder, Erde innen links*</b><br/>16A max.   Kunststoff<br/>L: 26 cm   B: 18.5 cm   H: 3.2 cm</p> <ul style="list-style-type: none"> <li>● schwarz Art.Nr. 145630 117.00 CHF</li> <li>○ weiß 1001518 117.00 CHF</li> <li>● grau 145634 117.00 CHF</li> </ul>  |  <p><b>Pendelabhängung, starr</b><br/>Kunststoff / Stahl<br/>L: 60 cm   H: 63.5 cm   Ø: 7 cm</p> <ul style="list-style-type: none"> <li>● schwarz Art.Nr. 145720 49.10 CHF</li> <li>○ weiß 1001529 49.10 CHF</li> <li>● grau 145724 49.10 CHF</li> </ul>                           |
|  <p><b>T-Verbinder, Erde innen rechts*</b><br/>16A max.   Kunststoff<br/>L: 26 cm   B: 18.5 cm   H: 3.2 cm</p> <ul style="list-style-type: none"> <li>● schwarz Art.Nr. 145640 117.00 CHF</li> <li>○ weiß 1001519 117.00 CHF</li> <li>● grau 145644 117.00 CHF</li> </ul> |  <p><b>Pendelabhängung, starr</b><br/>Kunststoff / Stahl<br/>H: 122 cm   Ø: 7 cm</p> <ul style="list-style-type: none"> <li>● schwarz Art.Nr. 145710 55.00 CHF</li> <li>○ weiß 1001528 55.00 CHF</li> <li>● grau 145714 55.00 CHF</li> </ul>                                       |
|  <p><b>X-Verbinder*</b><br/>16A max.   Kunststoff<br/>L: 26 cm   B: 26 cm   H: 3.2 cm</p> <ul style="list-style-type: none"> <li>● schwarz Art.Nr. 145690 156.00 CHF</li> <li>○ weiß 1001522 156.00 CHF</li> <li>● grau 145694 156.00 CHF</li> </ul>                      |  <p><b>Drahtseilabhängung (2 Stk.)</b><br/>Edelstahl / Messing<br/>L: 500 cm<br/>max. mechanische Belastung: 10 kg</p> <ul style="list-style-type: none"> <li>● nickel Art.Nr. 1002845 55.00 CHF</li> </ul>  |

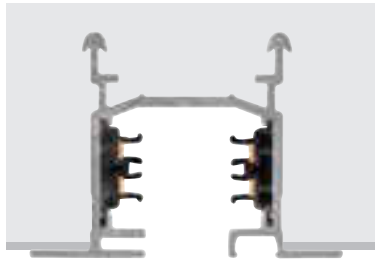
\* mit Einspeisemöglichkeit





# EUTRAC®

## 3-Phasen-Einbauschiene mit passendem Zubehör



|                      | 2 m                    | 3 m                    |
|----------------------|------------------------|------------------------|
| Nennspannung (V)     | 220-240V ~50/60Hz      | 220-240V ~50/60Hz      |
| max. Stromstärke (A) | 16                     | 16                     |
| Farbe                | ○ weiß                 | ○ weiß                 |
| Material             | Aluminium / Kunststoff | Aluminium / Kunststoff |
| L x B x H (cm)       | 200 x 5,9 x 4,1        | 300 x 5,9 x 4,1        |
| Art.Nr.              | <b>1001531</b>         | <b>1001532</b>         |
| CHF                  | <b>156.00</b>          | <b>239.00</b>          |



### Einspeiser, Erde links

16A max. | Kunststoff / Stahl  
L: 12.2 cm | B: 6 cm | H: 3.4 cm

○ weiß

Art.Nr. **1001533** **41.60 CHF**



### Endkappe

Kunststoff  
L: 2.7 cm | B: 6 cm | H: 3.2 cm

○ weiß

Art.Nr. **1001538** **10.60 CHF**



### Einspeiser, Erde rechts

16A max. | Kunststoff / Stahl  
L: 12.2 cm | B: 6 cm | H: 3.4 cm

○ weiß

Art.Nr. **1001534** **41.60 CHF**



### Längsverbinder mit Stabilisator

16A max. | Kunststoff / Stahl  
L: 6.2 cm | B: 2.5 cm | H: 2.7 cm

○ weiß

Art.Nr. **1001539** **33.00 CHF**



### L-Verbinder, Erde außen, mit Einspeisemöglichkeit

16A max. | Kunststoff / Stahl  
L: 16 cm | B: 16 cm | H: 3.2 cm

○ weiß

Art.Nr. **1001536** **96.00 CHF**



### Montage Federclip (6 Stk.)

Stahl  
L: 2 cm | B: 1 cm | H: 2.5 cm

● grau

Art.Nr. **145551** **17.00 CHF**



### L-Verbinder, Erde innen, mit Einspeisemöglichkeit

16A max. | Kunststoff / Stahl  
L: 16 cm | B: 16 cm | H: 3.2 cm

○ weiß

Art.Nr. **1001537** **96.00 CHF**



### 3-Phasen Leuchtenadapter

Kunststoff  
L: 9.6 cm | B: 3.5 cm | H: 4.5 cm  
max. mechanische Belastung: 5 kg

○ weiß

Art.Nr. **1001542** **24.50 CHF**

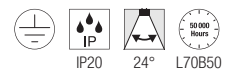
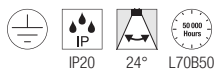
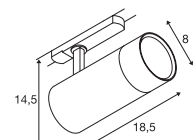
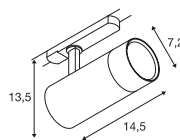
1007655 543





TS V  
3Ph.

TS V  
3Ph.



220-240V ~50/60Hz | 250/350/500mA  
Systemleistung: 20W  
Material: Aluminium / Polycarbonat (PC)

220-240V ~50/60Hz | 600/750/mA  
Systemleistung: 35W  
Material: Aluminium / Polycarbonat (PC)



|      |        |       |
|------|--------|-------|
| Down | 1800lm | 2700K |
|      | 1980lm | 3000K |
|      | 1920lm | 4000K |

|      |        |       |
|------|--------|-------|
| Down | 3090lm | 2700K |
|      | 3470lm | 3000K |
|      | 3300lm | 4000K |

| Variante  | Art.Nr. | CHF    |
|-----------|---------|--------|
| ● schwarz | 1007655 | 182.90 |
| ○ weiß    | 1007654 | 182.90 |

| Variante  | Art.Nr. | CHF    |
|-----------|---------|--------|
| ● schwarz | 1007657 | 205.90 |
| ○ weiß    | 1007656 | 205.90 |

1007646 545



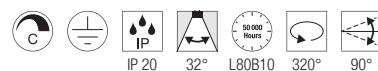
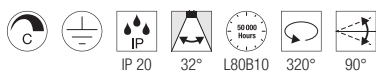
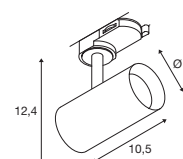
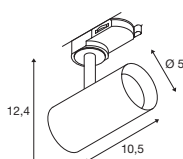




### NOBLO® SPOT 3Ph., PHASE



### NOBLO® SPOT 3Ph., PHASE



220-240V ~50/60Hz | 150mA  
Systemleistung: 6.2W  
Material: Aluminium / Polycarbonat (PC)

220-240V ~50/60Hz | 150mA  
Systemleistung: 6.2W  
Material: Aluminium / Polycarbonat (PC)



Down 740lm | 2700K



Down 750lm | 3000K

| Variante  | Art.Nr. | CHF   |
|-----------|---------|-------|
| ● schwarz | 1007644 | 86.30 |
| ○ weiß    | 1007645 | 86.30 |

| Variante  | Art.Nr. | CHF   |
|-----------|---------|-------|
| ● schwarz | 1007646 | 86.30 |
| ○ weiß    | 1007647 | 86.30 |

1007649 547

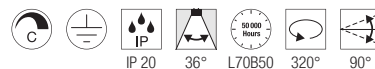
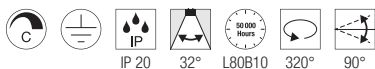
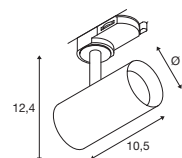
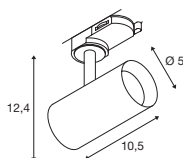




### NOBLO® SPOT 3Ph., PHASE



### NOBLO® SPOT 3Ph., PHASE



220-240V ~50/60Hz | 150mA  
Systemleistung: 6.2W  
Material: Aluminium / Polycarbonat (PC)

220-240V ~50/60Hz | 350mA  
Systemleistung: 8.4W  
Material: Aluminium / Polycarbonat (PC)



Down 760lm | 4000K




Down 30lm | 2000K - 450lm | 3000K

| Variante  | Art.Nr. | CHF   |
|-----------|---------|-------|
| ● schwarz | 1007648 | 86.30 |
| ○ weiß    | 1007649 | 86.30 |

| Variante  | Art.Nr. | CHF    |
|-----------|---------|--------|
| ● schwarz | 1007355 | 103.50 |
| ○ weiß    | 1007356 | 103.50 |

1007597 549

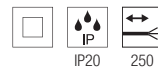
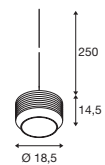




## PANTILO ROPE 19

PD, E27

NEW



200-240V ~50/60Hz  
Material: Glas / Stahl / Hanf

- offenes Kabelende

**SECRET** **INSIDE** <15 W

Sockel: 1xE27 max. Ø: 10 cm | L: 11 cm

| Variante             | Art.Nr.        | CHF           |
|----------------------|----------------|---------------|
| ● amber / gold       | <b>1007597</b> | <b>228.90</b> |
| ● anthrazit / silber | <b>1007596</b> | <b>228.90</b> |

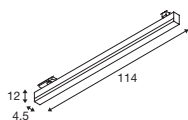


A60 | 7.5W | 180°  
2700K | 720lm | EEK=F  
8kWh/1000h



Art. Nr.: **1005305** | **24.50 CHF**

## SIGHT TRACK 3Ph., DALI



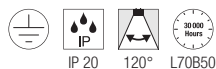
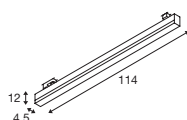
220-240V ~50/60Hz | 700mA  
Systemleistung: 39W  
Material: Aluminium / Acryl



Down 3000lm | 3000K | 3000lm | 4000K

| Variante  | Art.Nr. | CHF    |
|-----------|---------|--------|
| ● schwarz | 1005397 | 469.00 |
| ○ weiß    | 1005399 | 469.00 |

## SIGHT TRACK 3Ph.



220-240V ~50/60Hz | 700mA  
Systemleistung: 37W  
Material: Aluminium / Acryl



Down 3000lm | 3000K | 3000lm | 4000K

| Variante  | Art.Nr. | CHF    |
|-----------|---------|--------|
| ● schwarz | 1005400 | 390.00 |
| ○ weiß    | 1005401 | 390.00 |
| ● grau    | 1005402 | 390.00 |

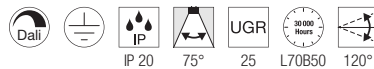
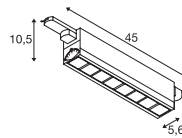
1005400 550





1005399 551

### SIGHT MOVE 3Ph., DALI



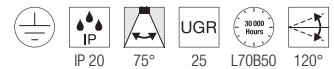
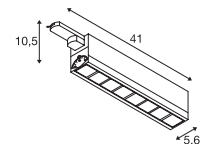
220-240V ~50/60Hz | 350mA  
Systemleistung: 26W  
Material: Aluminium / Polymethylacrylat (PMMA)



Down 2700lm | 3000K  
3100lm | 4000K

| Variante                    | Art.Nr. | CHF    |
|-----------------------------|---------|--------|
| ● schwarz<br>2700lm   3000K | 1004690 | 319.00 |
| ○ weiß<br>2700lm   3000K    | 1004691 | 319.00 |
| ● schwarz<br>3100lm   4000K | 1004692 | 319.00 |
| ○ weiß<br>3100lm   4000K    | 1004693 | 319.00 |

### SIGHT MOVE 3Ph.



220-240V ~50/60Hz | 350mA  
Systemleistung: 26W  
Material: Aluminium / Polymethylacrylat (PMMA)

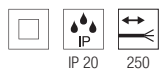
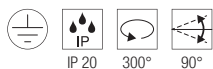
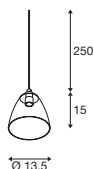
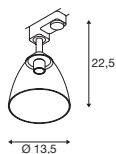


Down 2700lm | 3000K  
3100lm | 4000K

| Variante                    | Art.Nr. | CHF    |
|-----------------------------|---------|--------|
| ● schwarz<br>2700lm   3000K | 1004686 | 209.00 |
| ○ weiß<br>2700lm   3000K    | 1004687 | 209.00 |
| ● schwarz<br>3100lm   4000K | 1004688 | 209.00 |
| ○ weiß<br>3100lm   4000K    | 1004689 | 209.00 |

PARA CONE GL  
3Ph., GU10

PARA CONE GL  
PD, GU10



220-240V ~50/60Hz  
Material: Aluminium / Glas

220-240V ~50/60Hz  
Material: Aluminium / Glas

- offenes Kabelende



Socket: 1xGU10

Socket: 1xGU10

| Variante  | Art.Nr. | CHF    |
|-----------|---------|--------|
| ● schwarz | 1006157 | 132.00 |
| ○ weiß    | 1006158 | 132.00 |

| Variante  | Art.Nr. | CHF    |
|-----------|---------|--------|
| ● schwarz | 1006159 | 109.00 |
| ○ weiß    | 1006160 | 109.00 |



LED GU10 51mm | 3,2W  
2700K | 270lm | EEK=G



Art. Nr.: 1006321 | 55.20 CHF



LED GU10 51mm | 3,2W  
2700K | 270lm | EEK=G



Art. Nr.: 1006321 | 55.20 CHF



1006157 552




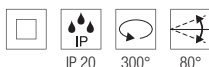
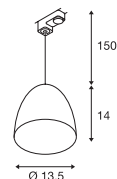
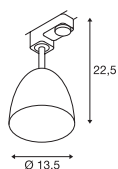
1006160 552





PARA CONE 14  
3Ph., QPAR51

PARA CONE 14  
3Ph., PD, QPAR51



220-240V ~50/60Hz  
Material: Stahl

220-240V ~50/60Hz  
Material: Aluminium

- schwarz / gold Version mit goldenem Reflektor
- Alle anderen Version mit weißen Reflektor



Socket: 1xGU10

Socket: 1xGU10

| Variante  | Art.Nr. | CHF    |
|-----------|---------|--------|
| ● schwarz | 1002876 | 109.00 |
| ○ weiß    | 1002877 | 109.00 |
| ● kupfer  | 1002878 | 117.00 |

| Variante  | Art.Nr. | CHF    |
|-----------|---------|--------|
| ● schwarz | 153140  | 138.00 |
| ○ weiß    | 153141  | 138.00 |
| ● kupfer  | 1002686 | 156.00 |



LED GU10 51mm | 3,2W  
2700K | 270lm | EEK=G



Art. Nr.: 1006321 | 55.20 CHF



LED GU10 51mm | 3,2W  
2700K | 270lm | EEK=G

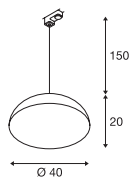


Art. Nr.: 1006321 | 55.20 CHF



153141 553

FORCHINI M 40 TRACK  
3Ph., PD, E27



220-240V ~50/60Hz  
Material: Aluminium / Stahl



Socket: 1xE27 max. Ø: 6.8 cm | L: 15.2 cm

| Variante          | Art.Nr. | CHF    |
|-------------------|---------|--------|
| ●● schwarz / gold | 153130  | 259.00 |



A60 | 7.5W | 180°  
2700K | 720lm | EEK=F  
8kWh/1000h



Art. Nr.: 1005305 | 24.50 CHF

153130 554

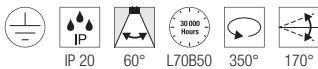
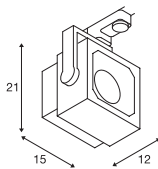


152750 555





### EURO CUBE 3Ph.



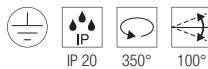
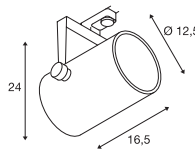
220-240V ~50/60Hz  
Systemleistung: 26W  
Material: Aluminium



Down 2470lm | 3000K  
2740lm | 4000K

| Variante                    | Art.Nr. | CHF    |
|-----------------------------|---------|--------|
| ● schwarz<br>2470lm   3000K | 152750  | 319.00 |
| ○ weiß<br>2470lm   3000K    | 152751  | 319.00 |
| ● schwarz<br>2740lm   4000K | 152780  | 319.00 |
| ○ weiß<br>2740lm   4000K    | 152781  | 319.00 |

### EURO SPOT TRACK 3Ph., QPAR111



220-240V ~50/60Hz  
Material: Aluminium



Socket: 1xGU10

| Variante  | Art.Nr. | CHF    |
|-----------|---------|--------|
| ● schwarz | 153420  | 124.00 |
| ○ weiß    | 153421  | 124.00 |

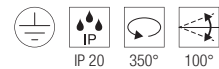
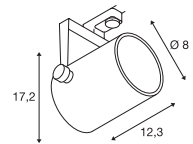


QPAR111 | 12.5W | 30°  
2700K | 950lm | EEK=F  
13kWh/1000h



Art. Nr.: 1005276 | 62.00 CHF

### EURO SPOT TRACK 3Ph., QPAR51



220-240V ~50/60Hz  
Material: Aluminium



Socket: 1xGU10

| Variante  | Art.Nr. | CHF    |
|-----------|---------|--------|
| ● schwarz | 153850  | 106.00 |
| ○ weiß    | 153851  | 106.00 |



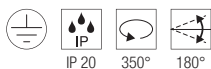
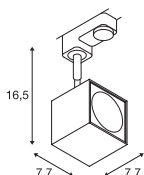
LED GU10 51mm | 6W | 38°  
2700K | 450lm | EEK=F  
6kWh/1000h



Art. Nr.: 1005077 | 10.60 CHF

# ALTRA DICE TRACK

3Ph., QPAR51



220-240V ~50/60Hz  
Material: Aluminium



Socket: 1xGU10 max. Ø: 5.1 cm L: 5.7 cm

| Variante  | Art.Nr. | CHF    |
|-----------|---------|--------|
| ● schwarz | 152320  | 125.00 |
| ○ weiß    | 152321  | 125.00 |



LED GU10 51mm | 6W | 36°  
2200-2700K | 360lm | EEK=G  
6kWh/1000h



Art. Nr.: 1005273 | 12.90 CHF



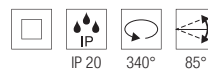
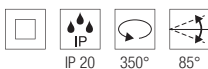
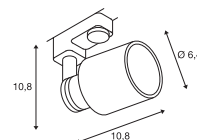
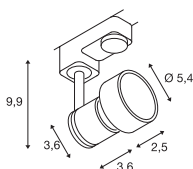
152320 556



PURI TRACK  
3Ph., QPAR51

PURI TRACK GLASS  
3Ph., QPAR51

153560 557



220-240V ~50/60Hz  
Material: Aluminium / Polycarbonat (PC)

220-240V ~50/60Hz  
Material: Aluminium / Kunststoff

- Dekoring inkl.

**SOCKET**  
**INSIDE** <50 W

**SOCKET**  
**INSIDE** <10 W

Socket: 1xGU10

Socket: 1xGU10

| Variante  | Art.Nr. | CHF   |
|-----------|---------|-------|
| ● schwarz | 153560  | 48.00 |
| ○ weiß    | 153561  | 48.00 |
| ● grau    | 153564  | 48.00 |

| Variante  | Art.Nr. | CHF   |
|-----------|---------|-------|
| ● schwarz | 1001871 | 56.00 |
| ○ weiß    | 1001872 | 56.00 |



LED GU10 51mm | 6W | 38°  
2700K | 450lm | EEK=F  
6kWh/1000h



Art. Nr.: 1005075 | 10.60 CHF



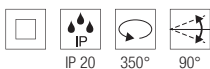
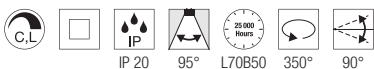
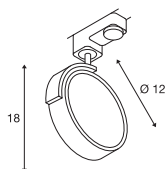
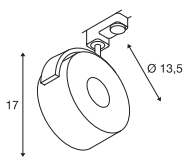
LED GU10 51mm | 6W | 38°  
2700K | 450lm | EEK=F  
6kWh/1000h



Art. Nr.: 1005077 | 10.60 CHF

KALU TRACK LED  
3Ph., PHASE

KALU TRACK  
3Ph., QPAR111



220-240V ~50/60Hz  
Systemleistung: 13W  
Material: Aluminium

220-240V ~50/60Hz  
Material: Aluminium / Kunststoff



Down 970lm | 3000K



Socket: 1xGU10

| Variante  | Art.Nr. | CHF    |
|-----------|---------|--------|
| ● schwarz |         |        |
| CRI80     | 152600  | 289.00 |
| ○ weiß    |         |        |
| CRI90     | 152601  | 289.00 |

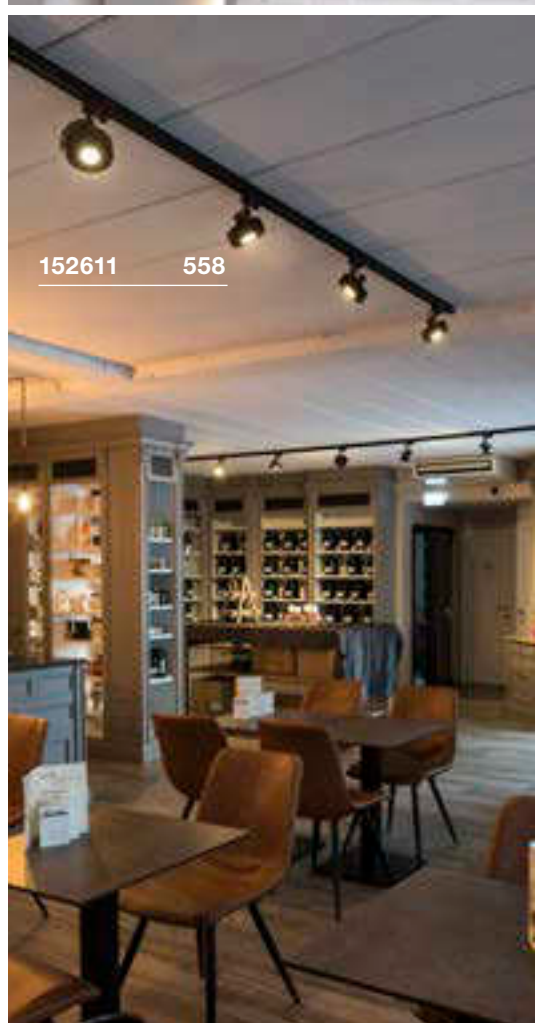
| Variante  | Art.Nr. | CHF    |
|-----------|---------|--------|
| ● schwarz | 152610  | 138.00 |
| ○ weiß    | 152611  | 138.00 |



QPAR111 | 12.5W | 10°  
3000K | 950lm | EEK=F  
13kWh/1000h



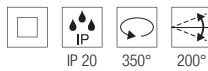
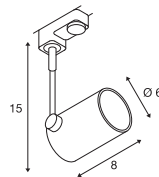
Art. Nr.: 1005278 | 65.00 CHF



152611 558



**BIMA**  
3Ph., single, QPAR51



220-240V ~50/60Hz  
Material: Aluminium



Socket: 1xGU10 max. Ø: 5.1 cm | L: 5.7 cm

| Variante  | Art.Nr. | CHF   |
|-----------|---------|-------|
| ● schwarz | 152240  | 85.00 |
| ○ weiß    | 152241  | 85.00 |
| ● grau    | 152242  | 85.00 |



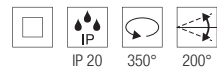
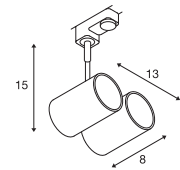
LED GU10 51mm | 6W | 38°  
2700K | 450lm | EEK=F  
6kWh/1000h



Art. Nr.: 1005077 | 10.60 CHF



**BIMA**  
3Ph., double, QPAR51



220-240V ~50/60Hz  
Material: Aluminium



Socket: 2xGU10 max. Ø: 5.1 cm | L: 5.7 cm

| Variante  | Art.Nr. | CHF    |
|-----------|---------|--------|
| ● schwarz | 152230  | 117.00 |
| ○ weiß    | 152231  | 117.00 |
| ● grau    | 152232  | 117.00 |



LED GU10 51mm | 6W | 38°  
2700K | 450lm | EEK=F  
6kWh/1000h



Art. Nr.: 1005075 | 10.60 CHF





152960 561

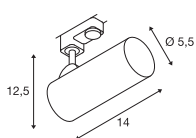


152430 561





### HELIA 50 TRACK 3Ph.



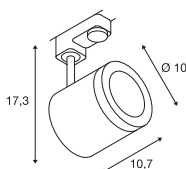
220-240V ~50/60Hz | 500mA  
Systemleistung: 11W  
Material: Aluminium



Down 810lm | 3000K  
880lm

| Variante  | Art.Nr.       | CHF           |
|-----------|---------------|---------------|
| ● schwarz |               |               |
| 810lm     | <b>152960</b> | <b>152.00</b> |
| ○ weiß    |               |               |
| 880lm     | <b>152961</b> | <b>152.00</b> |

### ENOLA C TRACK 3Ph.



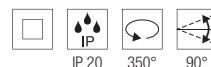
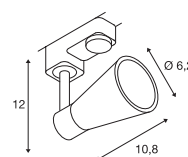
220-240V ~50/60Hz | 500mA  
Systemleistung: 11W  
Material: Aluminium



Down 1040lm | 3000K

| Variante  | Art.Nr.       | CHF           |
|-----------|---------------|---------------|
| ● schwarz | <b>152430</b> | <b>229.00</b> |
| ○ weiß    | <b>152431</b> | <b>229.00</b> |

### AVO TRACK 3Ph., QPAR51



220-240V ~50/60Hz  
Material: Stahl



Socket: 1xGU10 max. Ø: 5.1 cm

| Variante  | Art.Nr.       | CHF          |
|-----------|---------------|--------------|
| ● schwarz | <b>152640</b> | <b>56.00</b> |
| ○ weiß    | <b>152641</b> | <b>56.00</b> |



LED GU10 51mm | 6W | 38°  
2700K | 450lm | EEK=F  
6kWh/1000h



Art. Nr.: **1005077** | **10.60 CHF**

# GESTALTEN SIE IHR HOCHVOLT TRACK SYSTEM

---

Professionell aufgestellt: Besonders dort, wo es viel zu sehen gibt, ist eine gut durchdachte Beleuchtung unerlässlich. Aufgrund der flexiblen Einsetzbarkeit der Leuchten in der Schiene wird es möglich, die zu gewünschten Objekte perfekt auszuleuchten. Auch Änderungen des Beleuchtungskonzepts sind jederzeit möglich. 3-Phasen-Hochvolt-Stromschienen sind besonders für Shops und Messestände ideal. Sie ermöglichen mit den passenden SLV Leuchten ein perfektes Ambiente und rücken Produkte und Ausstellungsstücke ins rechte Licht. 1-Phasen-Hochvolt-Stromschienen eignen sich besonders für Privathaushalte und tauchen Ihre Wohnräume in stimmungsvolles Licht. Die Schienen aus Aluminium lassen sich – dank der im Profil vorhandenen Bohrungen – schnell und unkompliziert an der Decke anbringen. Dabei haben Sie die Wahl zwischen einer Einbauversion und einer Aufbauversion, die in mehreren Farben erhältlich sind.

## WÄHLE DEINE BEVORZUGTE(N) ...

- 1 Schiene (S-TRACK, EUTRAC, 1-Phasen-System)
- 2 Montage-Art (Einbau-/Aufbauschiene)
- 3 Leuchte
- 4 Gestaltungsmöglichkeiten



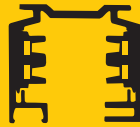
FERTIG!

# SCHIENEN-SYSTEME

**S-TRACK**  
3-Phasen-System



**EUTRAC**  
3-Phasen-System



**1-PHASEN-SYSTEM**



Einbauschiene

Aufbauschiene



Decke




Wand



Pendel

Anbringungsmöglichkeiten



Unterschiedliche Gestaltungsmöglichkeiten individuell abgestimmt auf Ihren Raum

Nutzen Sie auch unseren Track Konfigurator auf [slv.com](https://www.slv.com)




PROFILE




GRAZIA 10  
AUFBAUPROFIL | 567



GRAZIA 10  
EINBAUPROFIL | 567




GRAZIA 10 EDGE | 570




GRAZIA 20  
AUFBAUPROFIL | 573



GRAZIA 20  
EINBAUPROFIL | 573



GRAZIA 60  
AUFBAUPROFIL | 577



GRAZIA 60  
EINBAUPROFIL | 577



GRAZIA 10  
ZUBEHÖR | 569



GRAZIA 10 EDGE  
ZUBEHÖR | 571



GRAZIA 20  
ZUBEHÖR | 574-575



GRAZIA 60  
ZUBEHÖR | 578-579

LED-STRIPS



GRAZIA  
FLEXSTRIP LED | 582



GRAZIA PRO  
FLEXSTRIP LED | 583



GRAZIA PRO MAX  
FLEXSTRIP | 585



GRAZIA PRO  
FLEXSTRIP  
TUNABLE WHITE | 587



GRAZIA PRO  
FLEXSTRIP  
RGBW | 589



GRAZIA IP  
FLEXSTRIP | 591



GRAZIA  
FLEXSTRIP LED  
ZUBEHÖR | 582



GRAZIA PRO  
FLEXSTRIP LED  
ZUBEHÖR | 583



GRAZIA PRO  
MAX FLEXSTRIP  
ZUBEHÖR | 585



GRAZIA PRO  
FLEXSTRIP  
TUNABLE WHITE  
ZUBEHÖR | 587

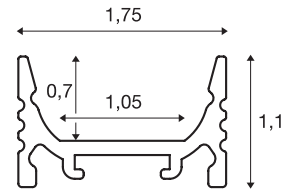


GRAZIA PRO  
FLEXSTRIP RGBW  
ZUBEHÖR | 589



### GRAZIA 10 Aufbauprofil, Flach 2m

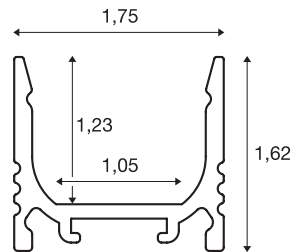
Material: Aluminium,  
Breite: 1.75 cm, Höhe: 1.1 cm,  
Max. Breite LED-Strip in mm: 10  
Abdeckung exkl.



| Länge (cm) | Farbe     | Material  | Art.Nr. | CHF   |
|------------|-----------|-----------|---------|-------|
| 200        | ● schwarz | Aluminium | 1000462 | 41.60 |
|            | ○ weiß    |           | 1000461 | 41.60 |

### GRAZIA 10 Aufbauprofil, Standard

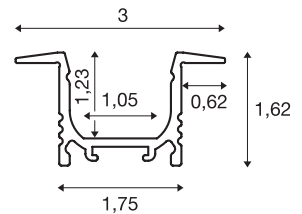
Material: Aluminium  
Breite: 1.75 cm, Höhe: 1.62 cm  
Max. Breite LED-Strip in mm: 10  
Abdeckung exkl.



| Länge (cm) | Farbe     | Material  | Art.Nr. | CHF   |
|------------|-----------|-----------|---------|-------|
| 200        | ● schwarz | Aluminium | 1000465 | 41.60 |
|            | ○ weiß    |           | 1000464 | 41.60 |

### GRAZIA 10 Einbauprofil

Material: Aluminium  
Breite: 3 cm, Höhe: 1.62 cm  
Max. Breite LED-Strip in mm: 10  
Abdeckung exkl.



| Länge (cm) | Farbe     | Material  | Art.Nr. | CHF   |
|------------|-----------|-----------|---------|-------|
| 200        | ● schwarz | Aluminium | 1000459 | 41.60 |
|            | ○ weiß    |           | 1000458 | 41.60 |





# ZUBEHÖR

## GRAZIA 10 Abdeckung



| Beschreibung | Farbe                           | Länge (cm) | Breite (cm) | Höhe (cm) | Material                 | Art.Nr. | CHF   |
|--------------|---------------------------------|------------|-------------|-----------|--------------------------|---------|-------|
| Abdeckung    | <input type="radio"/> gefrostet | 200        | 1,58        | 0,4       | Polycarbonat (PC)        | 1000466 | 24.50 |
|              | <input type="radio"/> milchig   |            |             |           | Polymethylacrylat (PMMA) | 1000468 | 29.85 |
|              | <input type="radio"/> satiniert |            |             |           |                          | 1000469 | 29.85 |


## GRAZIA 10 Montageclips



| Beschreibung | Farbe   | Breite (cm) | Höhe (cm) | Tiefe (cm) | Material  | Art.Nr. | CHF  |
|--------------|---|-------------|-----------|------------|-----------|---------|------|
| Montageclips | <input type="radio"/> silber, 45°               | 1,62        | 1,62      | 1          | Stahl     | 1000489 | 7.40 |
|              | <input type="radio"/> edelstahl, nicht sichtbar | 1,53        | 0,3       | 1          | Edelstahl | 1000487 | 5.25 |

Verpackungseinheit: 2 Stück

## GRAZIA 10 Endkappen für Aufbauprofil



| Beschreibung | Farbe  | Länge (cm) | Breite (cm) | Höhe (cm) | Material  | Art.Nr. | CHF  |
|--------------|--|------------|-------------|-----------|-----------|---------|------|
| Endkappen    | <input checked="" type="radio"/> schwarz, flach    | -          | 1,75        | 1,1       | Aluminium | 1000477 | 9.50 |
|              | <input type="radio"/> weiß, flach                  |            |             | 1,1       |           | 1000476 | 9.50 |
| Endkappen    | <input checked="" type="radio"/> schwarz, Standard | -          | 1,75        | 1,62      | Aluminium | 1000480 | 9.90 |
|              | <input type="radio"/> weiß, Standard               |            |             | 1,62      |           | 1000479 | 9.90 |

Verpackungseinheit: 2 Stück

## GRAZIA 10 Endkappen für Einbauprofil



| Beschreibung | Farbe                                    | Länge (cm) | Breite (cm) | Höhe (cm) | Material  | Art.Nr. | CHF  |
|--------------|--|------------|-------------|-----------|-----------|---------|------|
| Endkappen    | <input checked="" type="radio"/> schwarz | -          | 3           | 1,62      | Aluminium | 1000474 | 9.50 |
|              | <input type="radio"/> weiß               |            |             |           |           | 1000473 | 9.50 |

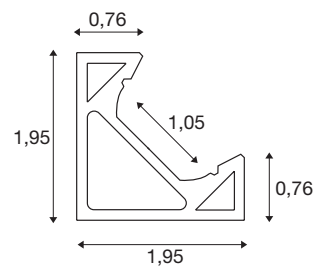

Verpackungseinheit: 2 Stück



## GRAZIA 10 EDGE

2 m

Material: Aluminium  
 Breite: 1,95 cm, Höhe: 1,95 cm  
 Max. Breite LED-Strip in mm: 10  
 Abdeckung exkl.



| Länge (cm) | Farbe                                      | Material  | Art.Nr. | CHF   |
|------------|--|-----------|---------|-------|
| 200        | <input type="radio"/> weiß                 | Aluminium | 1004890 | 36.20 |
|            | <input checked="" type="radio"/> aluminium |           | 1004889 | 36.20 |

# ZUBEHÖR

## GRAZIA 10 EDGE Abdeckung



| Beschreibung | Farbe                           | Länge (cm) | Breite (cm) | Höhe (cm) | Material                 | Art.Nr. | CHF   |
|--------------|---------------------------------|------------|-------------|-----------|--------------------------|---------|-------|
| Abdeckung    | <input type="radio"/> gefrostet | 200        | 1,58        | 0,4       | Polycarbonat (PC)        | 1000466 | 24.50 |
|              | <input type="radio"/> milchig   |            |             |           | Polymethylacrylat (PMMA) | 1000468 | 29.85 |
|              | <input type="radio"/> satiniert |            |             |           |                          | 1000469 | 29.85 |

## GRAZIA 10 EDGE Endkappe



| Beschreibung | Farbe                                      | Länge (cm) | Breite (cm) | Höhe (cm) | Material | Art.Nr. | CHF  |
|--------------|--|------------|-------------|-----------|----------|---------|------|
| Endkappe     | <input type="radio"/> weiß                 | 2          | 0,7         | 2         | ABS      | 1004894 | 4.10 |
|              | <input checked="" type="radio"/> aluminium |            |             |           |          | 1004893 | 4.10 |

Verpackungseinheit: 2 Stück

## GRAZIA 10 EDGE Montageclips



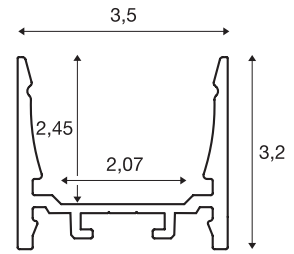

| Beschreibung | Farbe                                      | Länge (cm) | Breite (cm) | Höhe (cm) | Material | Art.Nr. | CHF  |
|--------------|--|------------|-------------|-----------|----------|---------|------|
| Montageclips | <input checked="" type="radio"/> edelstahl | 2,25       | 15          | 2,25      | Stahl    | 1004895 | 5.25 |

Verpackungseinheit: 4 Stück



### GRAZIA 20 Aufbauprofil, Standard, 3 m

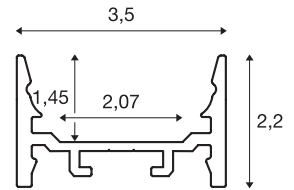
Material: Aluminium  
 Breite: 3.5 cm, Höhe: 3.2 cm  
 Max. Breite LED-Strip in mm: 20  
 Abdeckung exkl.



| Länge (cm) | Farbe       | Material  | Art.Nr. | CHF    |
|------------|-------------|-----------|---------|--------|
| 300        | ● schwarz   | Aluminium | 1000525 | 122.00 |
|            | ○ weiß      |           | 1000524 | 122.00 |
|            | ● aluminium |           | 1000523 | 124.00 |

### GRAZIA 20 Aufbauprofil, Flach, 3 m

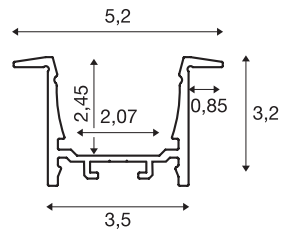
Material: Aluminium  
 Breite: 3.5 cm, Höhe: 2.2 cm  
 Max. Breite LED-Strip in mm: 20  
 Abdeckung exkl.



| Länge (cm) | Farbe     | Material  | Art.Nr. | CHF   |
|------------|-----------|-----------|---------|-------|
| 300        | ● schwarz | Aluminium | 1000534 | 96.00 |
|            | ○ weiß    |           | 1000533 | 96.00 |

### GRAZIA 20 Einbauprofil, 3 m

Material: Aluminium  
 Breite: 5.2 cm, Höhe: 3.2 cm  
 Max. Breite LED-Strip in mm: 20  
 Abdeckung exkl.



| Länge (cm) | Farbe     | Material  | Art.Nr. | CHF    |
|------------|-----------|-----------|---------|--------|
| 300        | ● schwarz | Aluminium | 1000498 | 144.00 |
|            | ○ weiß    |           | 1000497 | 144.00 |

# ZUBEHÖR

## GRAZIA 20 Abdeckung, 3 m, flach



| Beschreibung | Farbe                           | Länge (cm) | Breite (cm) | Höhe (cm) | Material                 | Art.Nr. | CHF   |
|--------------|---------------------------------|------------|-------------|-----------|--------------------------|---------|-------|
| Abdeckung    | <input type="radio"/> gefrostet | 300        | 3,2         | 0,6       | Polycarbonat (PC)        | 1000540 | 41.60 |
|              | <input type="radio"/> gefrostet |            |             |           | Polymethylacrylat (PMMA) | 1000546 | 55.00 |
|              | <input type="radio"/> milchig   |            |             |           | Polymethylacrylat (PMMA) | 1000549 | 55.00 |


## GRAZIA 20 Längsverbinder



| Beschreibung   | Farbe                                      | Länge (cm) | Breite (cm) | Höhe (cm) | Material  | Art.Nr. | CHF   |
|----------------|--|------------|-------------|-----------|-----------|---------|-------|
| Längsverbinder | <input checked="" type="radio"/> aluminium | 3,8        | 1,4         | 0,4       | Aluminium | 1000571 | 17.00 |

Verpackungseinheit: 2 Stück

## GRAZIA 20 Endkappen für Aufbauprofil



| Beschreibung | Farbe  | Länge (cm) | Breite (cm) | Höhe (cm) | Material  | Art.Nr. | CHF   |
|--------------|--|------------|-------------|-----------|-----------|---------|-------|
| Endkappe     | <input checked="" type="radio"/> schwarz, flach    | -          | 3,5         | 2,2       | Aluminium | 1000561 | 12.75 |
|              | <input type="radio"/> weiß, flach                  |            |             |           |           | 1000560 | 12.75 |
| Endkappe     | <input checked="" type="radio"/> schwarz, Standard | -          | 3,5         | 3,2       | Aluminium | 1000567 | 12.75 |
|              | <input type="radio"/> weiß, Standard               |            |             |           |           | 1000566 | 12.75 |

Verpackungseinheit: 2 Stück

GRAZIA 20  
Endkappe für Einbauprofil



| Beschreibung | Farbe     | Länge (cm) | Breite (cm) | Höhe (cm) | Material  | Art.Nr. | CHF   |
|--------------|-----------|------------|-------------|-----------|-----------|---------|-------|
| Endkappe     | ● schwarz | -          | 5,2         | 3,2       | Aluminium | 1000558 | 13.50 |
|              | ○ weiß    |            |             |           |           | 1000557 | 13.50 |

Verpackungseinheit: 2 Stück

GRAZIA 20  
Pendelabhängung



| Beschreibung    | Farbe    | Länge (cm) | Material | Art.Nr. | CHF   |
|-----------------|----------|------------|----------|---------|-------|
| Pendelabhängung | ○ silber | 200        | Stahl    | 1000535 | 35.20 |

Verpackungseinheit: 2 Stück

GRAZIA 20  
Montageclips



| Beschreibung | Farbe               | Länge (cm) | Breite (cm) | Höhe (cm) | Material          | Art.Nr. | CHF   |
|--------------|---------------------|------------|-------------|-----------|-------------------|---------|-------|
| Montageclip  | ○ silber            | 2          | 3           | 0,8       | Stahl             | 1000536 | 4.10  |
| Montageclip  | ● chrom / aluminium | 5,5        | 7           | 2,3       | Stahl / Aluminium | 1004932 | 27.70 |

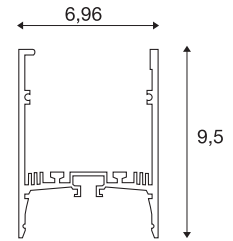

Verpackungseinheit: 2 Stück





## GRAZIA 60 Aufbauprofil

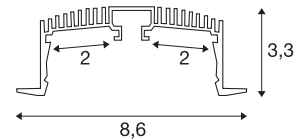

Material: Aluminium  
 Breite: 7 cm, Höhe: 9.5 cm  
 Max. Breite LED-Strip in mm: 20  
 Abdeckung exkl.



| Länge (cm) | Farbe     | Material  | Art.Nr. | CHF    |
|------------|-----------|-----------|---------|--------|
| 150        | ● schwarz | Aluminium | 1004896 | 135.00 |
| 150        | ○ weiß    |           | 1004897 | 135.00 |
| 300        | ● schwarz | Aluminium | 1004898 | 269.00 |
| 300        | ○ weiß    |           | 1004899 | 269.00 |

## GRAZIA 60 Einbauprofil, 1,5 m

Material: Aluminium  
 Breite: 8.6 cm, Höhe: 3.3 cm  
 Max. Breite LED-Strip in mm: 20  
 Abdeckung exkl.



| Länge (cm) | Farbe     | Material  | Art.Nr. | CHF    |
|------------|-----------|-----------|---------|--------|
| 150        | ● schwarz | Aluminium | 1004905 | 88.00  |
| 150        | ○ weiß    |           | 1004906 | 88.00  |
| 300        | ● schwarz | Aluminium | 1004907 | 179.00 |
| 300        | ○ weiß    |           | 1004908 | 179.00 |


# ZUBEHÖR

## GRAZIA 60 Abdeckung, 1,5m



| Beschreibung        | Farbe       | Länge (cm) | Breite (cm) | Höhe (cm)         | Material                 | Art.Nr.                  | CHF     |
|---------------------|-------------|------------|-------------|-------------------|--------------------------|--------------------------|---------|
| Abdeckung,<br>1,5 m | ● schwarz   | 150        | 6,5         | 0,65              | Aluminium                | 1004912                  | 42.65   |
|                     | ○ weiß      |            |             |                   |                          | 1004913                  | 42.65   |
|                     | ○ gefrostet |            |             |                   | Polycarbonat (PC)        | 1004914                  | 21.30   |
|                     | ○ gefrostet |            |             |                   |                          | Polymethylacrylat (PMMA) | 1004916 |
| Abdeckung, 3 m      | ○ gefrostet | 300        | 6,5         | Polycarbonat (PC) | 1004915                  | 42.65                    |         |
|                     | ○ gefrostet |            |             |                   | Polymethylacrylat (PMMA) | 1004917                  | 53.00   |

## GRAZIA 60 Endkappen



| Beschreibung                | Farbe     | Länge (cm) | Breite (cm) | Höhe (cm) | Material  | Art.Nr. | CHF   |
|-----------------------------|-----------|------------|-------------|-----------|-----------|---------|-------|
| Endkappen Auf-<br>bauprofil | ● schwarz | –          | 7           | 9,5       | Aluminium | 1004900 | 13.80 |
|                             | ○ weiß    | –          |             |           |           | 1004901 | 13.80 |
| Endkappen<br>Einbauprofil   | ● schwarz | –          | 8,6         | 3,3       | Aluminium | 1004909 | 9.50  |
|                             | ○ weiß    | –          |             |           |           | 1004910 | 9.50  |

Verpackungseinheit: 2 Stück

## GRAZIA 60 Aufbauprofil, Montage Profil



| Beschreibung   | Farbe     | Länge (cm) | Breite (cm) | Höhe (cm) | Material  | Art.Nr. | CHF   |
|----------------|-----------|------------|-------------|-----------|-----------|---------|-------|
| Montage Profil | ● schwarz | 150        | 6,1         | 1,2       | Aluminium | 1004902 | 49.10 |

**GRAZIA 60**  
Aufbauprofil, Längsverbinder



| Beschreibung   | Farbe       | Länge (cm) | Breite (cm) | Höhe (cm) | Material  | Art.Nr. | CHF   |
|----------------|-------------|------------|-------------|-----------|-----------|---------|-------|
| Längsverbinder | ● aluminium | 8          | 4,2         | 1         | Aluminium | 1004903 | 13.80 |

Verpackungseinheit: 2 Stück

**GRAZIA 60**  
Aufbauprofil, Einspeiser



| Beschreibung | Farbe       | Länge (cm) | Breite (cm) | Höhe (cm) | Material  | Art.Nr. | CHF   |
|--------------|-------------|------------|-------------|-----------|-----------|---------|-------|
| Einspeiser   | ● aluminium | 8          | 4,2         | 2,4       | Aluminium | 1004904 | 13.80 |

**GRAZIA 60**  
Einbauprofil, Befestigungsclip



| Beschreibung     | Farbe   | Länge (cm) | Breite (cm) | Höhe (cm) | Material  | Art.Nr. | CHF   |
|------------------|---------|------------|-------------|-----------|-----------|---------|-------|
| Befestigungsclip | ● chrom | 13         | 2,8         | 4         | Aluminium | 1004911 | 18.00 |

Verpackungseinheit: 2 Stück

**CONTROLLER**  
LED Strip CCT / RGBW



| Beschreibung | Farbe  | Länge (cm) | Breite (cm) | Höhe (cm) | Material          | Art.Nr. | CHF   |
|--------------|--------|------------|-------------|-----------|-------------------|---------|-------|
| Controller   | ○ weiß | 14,5       | 4,65        | 1,6       | Polycarbonat (PC) | 1006348 | 95.90 |

# GESTALTEN SIE IHR LED-PROFIL

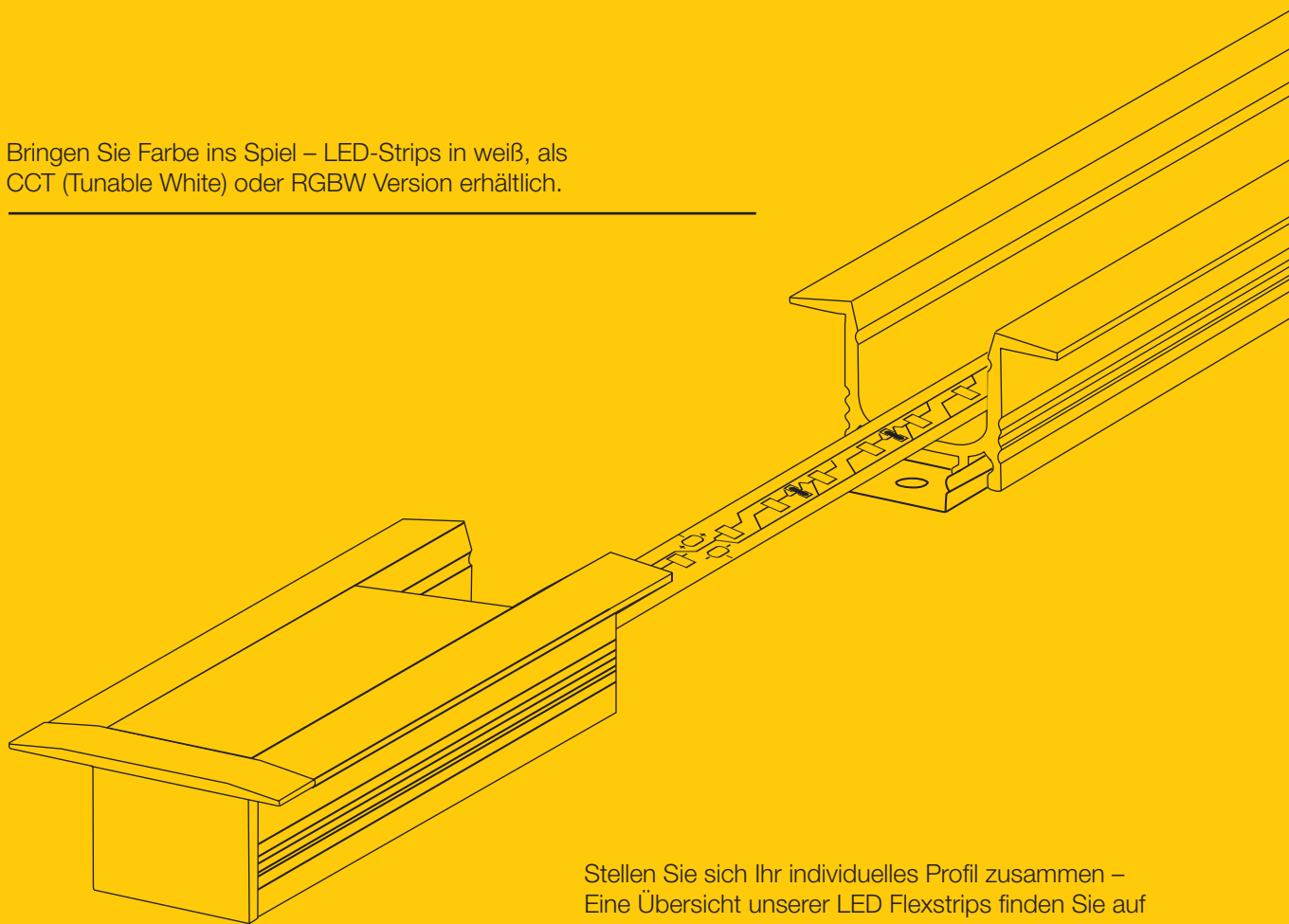
---

Setzen Sie Akzente oder beleuchten Sie ganze Räume – Bis zu 700 lm pro 5 m sind möglich.

---

Bringen Sie Farbe ins Spiel – LED-Strips in weiß, als CCT (Tunable White) oder RGBW Version erhältlich.

---



Stellen Sie sich Ihr individuelles Profil zusammen – Eine Übersicht unserer LED Flexstrips finden Sie auf Seite 592–593. Passende Treiber hierzu stellen wir Ihnen auf unseren Zubehör-Seiten 866–881 vor.

---



Wir empfehlen ab einer Länge von 3 m beidseitig und ab 5 m neu einzuspeisen

Gefrostet, milchig oder transparent, in flacher oder hoher Ausführung – Wählen Sie zwischen unterschiedlichen Abdeckungen für mehr Individualität.

---

Für Innen-, Außen- oder für Feuchträume.  
Mit IP20 und IP54 für alle Anwendungen gerüstet.

---

Als standard oder flaches Aufbauprofil, Einbauprofil oder ein Profil für Raumecken – Wir haben für Ihr Projekt das passende Profil.

---

Mit Längen von 5 m bis 80 m sind Ihnen keine Grenzen gesetzt – verlängern oder kürzen Sie ganz individuell. Dank 24V Technik lassen sich mit wenigen Einspeisepunkten lange Strecken realisieren.

---



## GRAZIA FLEXSTRIP LED 24V

LEDs pro Meter: 70  
 Breite: 1 cm  
 Höhe: 0.12 cm  
 LED-Abstand: 1.4 cm  
 Trennbar alle: 10 cm  
 IP-Code: IP 20  
 Beidseitig mit Einspeisekabel



| Farbtemperatur (K) | Lichtstrom (lm) | Leistung (W) | Farbwiedergabeindex (CRI) | Farbkonsistenz (SDCM) | Länge (cm) | Art.Nr. | CHF    |
|--------------------|-----------------|--------------|---------------------------|-----------------------|------------|---------|--------|
| 2700               | 3500            | 44           | 90                        | 3                     | 500        | 1004708 | 102.00 |
| 3000               | 3500            | 44           |                           |                       |            | 1004709 |        |
| 4000               | 3750            | 44           |                           |                       |            | 1004710 |        |



| Variante   | Material          | Länge (cm) | Breite (cm) | Höhe (cm) | Art.Nr. | CHF   |
|--|-------------------|------------|-------------|-----------|---------|-------|
| <input type="radio"/> LED Netzteil   50W, triac dim          | Polycarbonat (PC) | 18.4       | 6.1         | 3.2       | 1003104 | 64.00 |
| <input type="radio"/> LED Netzteil   25W, triac dim          |                   | 12.8       | 5.2         | 3         | 1006336 | 41.90 |
| <input type="radio"/> LED Netzteil   30W, Slim Line, on/off  |                   | 30         | 3           | 1.6       | 1007250 | 57.50 |
| <input type="radio"/> LED Netzteil   30W, Slim Line, DALI    |                   |            |             |           | 1007254 | 69.00 |
| <input type="radio"/> LED Netzteil   100W, Slim Line, on/off |                   | 35         | 1.8         | 1007251   | 92.00   |       |
| <input type="radio"/> LED Netzteil   100W, Slim Line, DALI   |                   |            |             | 1007255   | 126.50  |       |



## GRAZIA PRO FLEXSTRIP 24V

LEDs pro Meter: 126  
 Breite: 1 cm  
 Höhe: 0.12 cm  
 LED-Abstand: 0.8 cm  
 Trennbar alle: 5.6 cm  
 IP-Code: IP 20  
 Beidseitig mit Einspeisekabel



| Farbtemperatur (K) | Lichtstrom (lm) | Leistung (W) | Farbwiedergabeindex (CRI) | Farbkonsistenz (SDCM) | Länge (cm) | Art.Nr. | CHF    |
|--------------------|-----------------|--------------|---------------------------|-----------------------|------------|---------|--------|
| 2700               | 6500            | 73           | 90                        | 3                     | 500        | 1004712 | 169.00 |
| 3000               | 6500            | 73           |                           |                       |            | 1004713 |        |
| 4000               | 7000            | 73           |                           |                       |            | 1004714 |        |



| Variante   | Material          | Länge (cm) | Breite (cm) | Höhe (cm) | Art.Nr. | CHF   |
|--|-------------------|------------|-------------|-----------|---------|-------|
| <input type="radio"/> LED Netzteil   50W, triac dim          | Polycarbonat (PC) | 18.4       | 6.1         | 3.2       | 1003104 | 64.00 |
| <input type="radio"/> LED Netzteil   25W, triac dim          |                   | 12.8       | 5.2         | 3         | 1006336 | 41.90 |
| <input type="radio"/> LED Netzteil   30W, Slim Line, on/off  |                   | 30         | 3           | 1.6       | 1007250 | 57.50 |
| <input type="radio"/> LED Netzteil   30W, Slim Line, DALI    |                   |            |             |           | 1007254 | 69.00 |
| <input type="radio"/> LED Netzteil   100W, Slim Line, on/off |                   | 35         | 1.8         | 1007251   | 92.00   |       |
| <input type="radio"/> LED Netzteil   100W, Slim Line, DALI   |                   |            |             | 1007255   | 126.50  |       |

Um die Wärmeableitung zu gewährleisten, müssen die LED-Strips in ein Aluminiumprofil geklebt werden. Rückseite der LED-Strips mit Klebeband.  
 Um eine gleichbleibende Lichtleistung ab einer Länge von 3 m zu erhalten, empfehlen wir die Strips beidseitig einzuspeisen.  
 Ab einer Länge von 5 m muss neu eingespeist werden.



## GRAZIA PRO FLEXSTRIP 24V

LEDs pro Meter: 168  
 Breite: 1 cm  
 Höhe: 0.12 cm  
 LED-Abstand: 0.6 cm  
 Trennbar alle: 4.2 cm  
 IP-Code: IP 20  
 Beidseitig mit Einspeisekabel



| Farbtemperatur (K) | Lichtstrom (lm) | Leistung (W) | Farbwiedergabeindex (CRI) | Farbkonsistenz (SDCM) | Länge (cm) | Art.Nr. | CHF    |
|--------------------|-----------------|--------------|---------------------------|-----------------------|------------|---------|--------|
| 2700               | 8500            | 91           | 90                        | 3                     | 500        | 1004716 | 192.00 |
| 3000               | 8500            | 91           |                           |                       |            | 1004717 |        |
| 4000               | 9100            | 91           |                           |                       |            | 1004718 |        |
| 6500               | 9100            | 91           |                           |                       |            | 1004719 |        |



| Variante                                 | Material          | Länge (cm) | Breite (cm) | Höhe (cm) | Art.Nr. | CHF   |
|--|-------------------|------------|-------------|-----------|---------|-------|
| ○ LED Netzteil   50W, triac dim          | Polycarbonat (PC) | 18.4       | 6.1         | 3.2       | 1003104 | 64.00 |
| ○ LED Netzteil   25W, triac dim          |                   | 12.8       | 5.2         | 3         | 1006336 | 41.90 |
| ○ LED Netzteil   30W, Slim Line, on/off  |                   | 30         | 3           | 1.6       | 1007250 | 57.50 |
| ○ LED Netzteil   30W, Slim Line, DALI    |                   |            |             | 1007254   | 69.00   |       |
| ○ LED Netzteil   100W, Slim Line, on/off |                   | 35         | 1.8         | 1.8       | 1007251 | 92.00 |
| ○ LED Netzteil   100W, Slim Line, DALI   |                   |            |             | 1007255   | 126.50  |       |





## GRAZIA PRO MAX FLEXSTRIP 24V

LEDs pro Meter: 196  
 Breite: 2 cm  
 Höhe: 0.15 cm  
 LED-Abstand: 0.5 cm  
 Trennbar alle: 3.6 cm  
 IP-Code: IP 20  
 Beidseitig mit Einspeisekabel



| Farbtemperatur (K) | Lichtstrom (lm) | Leistung (W) | Farbwiedergabeindex (CRI) | Farbkonsistenz (SDCM) | Länge (cm) | Art.Nr. | CHF    |
|--------------------|-----------------|--------------|---------------------------|-----------------------|------------|---------|--------|
| 3000               | 12500           | 126          | 90                        | 3                     | 500        | 1004720 | 269.00 |
| 4000               | 13000           | 126          |                           |                       |            | 1004721 |        |



| Variante   | Material          | Länge (cm) | Breite (cm) | Höhe (cm) | Art.Nr. | CHF    |
|--|-------------------|------------|-------------|-----------|---------|--------|
| <input type="radio"/> LED Netzteil   150W, Slim Line, on/off | Polycarbonat (PC) | 35         | 3           | 1.8       | 1007252 | 115.00 |
| <input type="radio"/> LED Netzteil   150W, Slim Line, DALI   |                   |            |             |           | 1007256 | 161.00 |

Um die Wärmeableitung zu gewährleisten, müssen die LED-Strips in ein Aluminiumprofil geklebt werden. Rückseite der LED-Strips mit Klebeband.  
 Um eine gleichbleibende Lichtleistung ab einer Länge von 3 m zu erhalten, empfehlen wir die Strips beidseitig einzuspeisen.  
 Ab einer Länge von 5 m muss neu eingespeist werden.



## GRAZIA PRO MAX FLEXSTRIP 24V

LEDs pro Meter: 196  
 Breite: 2 cm  
 Höhe: 0.15 cm  
 LED-Abstand: 1 cm  
 Trennbar alle: 7.1 cm  
 IP-Code: IP 20  
 Beidseitig mit Einspeisekabel



| Farbtemperatur (K) | Lichtstrom (lm) | Leistung (W) | Farbwiedergabeindex (CRI) | Farbkonsistenz (SDCM) | Länge (cm) | Art.Nr. | CHF    |
|--------------------|-----------------|--------------|---------------------------|-----------------------|------------|---------|--------|
| 3000               | 20000           | 193          | 90                        | 3                     | 500        | 1004722 | 520.00 |
| 4000               | 21400           |              |                           |                       |            | 1004723 |        |



| Variante   | Material          | Länge (cm) | Breite (cm) | Höhe (cm) | Art.Nr. | CHF    |
|--|-------------------|------------|-------------|-----------|---------|--------|
| <input type="radio"/> LED Netzteil   250W, Slim Line, on/off | Polycarbonat (PC) | 40         | 4           | 2.2       | 1007253 | 138.00 |
| <input type="radio"/> LED Netzteil   250W, Slim Line, DALI   |                   |            |             |           | 1007257 | 184.00 |



## GRAZIA PRO FLEXSTRIP tunable white, 24V

LEDs pro Meter: 224  
 Breite: 1 cm  
 Höhe: 0.12 cm  
 LED-Abstand: 0.9 cm  
 Trennbar alle: 6.3 cm  
 IP-Code: IP 20  
 Beidseitig mit Einspeisekabel



| Farbtemperatur (K) | Lichtstrom (lm) | Leistung (W) | Farbwiedergabeindex (CRI) | Farbkonsistenz (SDCM) | Länge (cm) | Art.Nr. | CHF    |
|--------------------|-----------------|--------------|---------------------------|-----------------------|------------|---------|--------|
| 2700-6500          | 3400-3700       | 40           | 90                        | 6                     | 500        | 1004725 | 202.00 |



| Variante  | Material          | Länge (cm) | Breite (cm) | Höhe (cm) | Art.Nr. | CHF    |
|---|-------------------|------------|-------------|-----------|---------|--------|
| <input type="radio"/> DALI Controller   1 Kanal, push-dim           | Polycarbonat (PC) | 11.6       | 4.2         | 1.8       | 1003106 | 78.00  |
| <input type="radio"/> LED Netzteil   60W, DALI, 2 Kanal             |                   | 20.2       | 5.8         | 3         | 1006133 | 182.00 |
| <input type="radio"/> SMART Controller   1-5 Kanal, wählbar per DIP |                   | 14.5       | 4.65        | 1.6       | 1006348 | 95.90  |
| <input type="radio"/> LED Netzteil   100W, Slim Line, on/off        |                   | 35         | 3           | 1.8       | 1007251 | 92.00  |
| <input type="radio"/> LED Netzteil   100W, Slim Line, DALI          |                   |            |             |           | 1007255 | 126.50 |

Um die Wärmeableitung zu gewährleisten, müssen die LED-Strips in ein Aluminiumprofil geklebt werden. Rückseite der LED-Strips mit Klebeband.  
 Um eine gleichbleibende Lichtleistung ab einer Länge von 3 m zu erhalten, empfehlen wir die Strips beidseitig einzuspeisen.  
 Ab einer Länge von 5 m muss neu eingespeist werden.



## GRAZIA PRO FLEXSTRIP RGBW, 24V

LEDs pro Meter: 70  
 Breite: 1.2 cm  
 Höhe: 0.22 cm  
 LED-Abstand: 1.4 cm  
 Trennbar alle: 10 cm  
 IP-Code: IP 20  
 Beidseitig mit Einspeisekabel




| Farbtemperatur (K) | Lichtstrom (lm) | Leistung (W) | Farbwiedergabeindex (CRI) | Farbkonsistenz (SDCM) | Länge (cm) | Art.Nr. | CHF    |
|--------------------|-----------------|--------------|---------------------------|-----------------------|------------|---------|--------|
| RGB<br>W   3000    | 2500<br>2050    | 60<br>27     | 90                        | 6                     | 500        | 1004727 | 192.00 |



| Variante  | Material          | Länge (cm) | Breite (cm) | Höhe (cm) | Art.Nr. | CHF   |
|---|-------------------|------------|-------------|-----------|---------|-------|
| <input type="radio"/> SMART Controller   1-5 Kanal, wählbar per DIP | Polycarbonat (PC) | 14.5       | 4.65        | 1.6       | 1006348 | 95.90 |
| <input type="radio"/> LED Netzteil   100W, Slim Line, on/off        |                   | 35         | 3           | 1.8       | 1007251 | 92.00 |

Um die Wärmeableitung zu gewährleisten, müssen die LED-Strips in ein Aluminiumprofil geklebt werden. Rückseite der LED-Strips mit Klebeband.  
 Um eine gleichbleibende Lichtleistung ab einer Länge von 3 m zu erhalten, empfehlen wir die Strips beidseitig einzuspeisen.  
 Ab einer Länge von 5 m muss neu eingespeist werden.



## GRAZIA IP FLEXSTRIP 24V

LEDs pro Meter: 70  
 Breite: 1.2 cm  
 Höhe: 0.4 cm  
 LED-Abstand: 1.4 cm  
 Trennbar alle: 10 cm  
 IP-Code: IP 54  
 Beidseitig mit Einspeisekabel



| Farbtemperatur (K) | Lichtstrom (lm) | Leistung (W) | Farbwiedergabeindex (CRI) | Farbkonsistenz (SDCM) | Länge (cm) | Art.Nr. | CHF    |
|--------------------|-----------------|--------------|---------------------------|-----------------------|------------|---------|--------|
| 2700               | 3350            |              |                           |                       |            | 1004734 |        |
| 3000               | 3350            | 44           | 90                        | 4                     | 502        | 1004735 | 135.00 |
| 4000               | 3600            |              |                           |                       |            | 1004736 |        |

## GRAZIA IP FLEXSTRIP tunable white, 24V

LEDs pro Meter: 224  
 Breite: 1.2 cm  
 Höhe: 0.4 cm  
 LED-Abstand: 0.9 cm  
 Trennbar alle: 6.3 cm  
 IP-Code: IP 54  
 Beidseitig mit Einspeisekabel



| Farbtemperatur (K) | Lichtstrom (lm) | Leistung (W) | Farbwiedergabeindex (CRI) | Farbkonsistenz (SDCM) | Länge (cm) | Art.Nr. | CHF    |
|--------------------|-----------------|--------------|---------------------------|-----------------------|------------|---------|--------|
| 2700-6500          | 3210-3500       | 40           | 90                        | 4                     | 502        | 1004726 | 235.00 |

inkl. 2 Endkappen und Befestigungsmaterial

## GRAZIA IP FLEXSTRIP RGBW, 24V

LEDs pro Meter: 70  
 Breite: 1.4 cm  
 Höhe: 0.46 cm  
 LED-Abstand: 1.4 cm  
 Trennbar alle: 10 cm  
 IP-Code: IP 54  
 Beidseitig mit Einspeisekabel



| Farbtemperatur (K) | Lichtstrom (lm) | Leistung (W) | Farbwiedergabeindex (CRI) | Farbkonsistenz (SDCM) | Länge (cm) | Art.Nr. | CHF    |
|--------------------|-----------------|--------------|---------------------------|-----------------------|------------|---------|--------|
| RGB                | 2350            | 60           | 90                        | 6                     | 502        | 1004737 | 259.00 |
| W   3000           | 1958            | 27           |                           |                       |            |         |        |

Um die Wärmeableitung zu gewährleisten, müssen die LED-Strips in ein Aluminiumprofil geklebt werden. Rückseite der LED-Strips mit Klebeband.  
 Um eine gleichbleibende Lichtleistung ab einer Länge von 3 m zu erhalten, empfehlen wir die Strips beidseitig einzuspeisen.  
 Ab einer Länge von 5 m muss neu eingespeist werden.

# FLEXSTRIPS

## ÜBERSICHT

### GRAZIA LED

1004708  
1004709  
1004710

70 LEDs/m

### GRAZIA PRO

1004712  
1004713  
1004714

126 LEDs/m

### GRAZIA PRO

1004716  
1004717  
1004718  
1004719

168 LEDs/m

### GRAZIA PRO MAX

1004720  
1004721


196 LEDs/m

### GRAZIA PRO MAX

1004722  
1004723

196 LEDs/m

500  
cm









NEW

LED  
VINOLINA ONE | 597



NEW

LED  
VINOLINA | 597



NEW

LED  
VINOLINA TWO | 599



LED  
TONILA | 601



NEW

LED  
TAHA | 601



NEW

SCKET  
S-TUBE 32/75 | 603



NEW

SCKET  
PHOTONI 45/75 | 605



NEW

LED  
S-CUBE 35/75 | 607




NEW

LED  
R-CUBE 35/70 | 609



NEW

LED  
LID I 75 | 611



NEW

LED  
LID I 45 | 611



NEW

LED  
I-RING | 613



NEW

LED  
M-POL S | 614



NEW

LED  
M-POL S | 615



LED  
M-POL S | 616



LED  
M-POL S | 617



LED  
M-POL S | 618



LED  
M-POL M | 619



LED  
M-POL M | 620



LED  
M-POL M | 621



M-POL 30/60/90 | 623



SCKET  
CONCRETO | 627



SCKET  
CONCRETO | 627



LED  
ESKINA  
FRAME 45/75 | 629



LED  
ESKINA  
FRAME 75 | 629



LED  
ESKINA FRAME  
125/175 | 630



LED  
ESKINA 30/80 | 631



LED  
LOGS 40/70 | 633



SCKET  
GRAFIT 30/60/90 | 635



SCKET  
GRAFIT 30/60/90 | 637



LED  
QUADRULO | 639



LED  
RUSTY®  
SLOT 50/80 | 640



SCKET  
RUSTY®  
SLOT 50/80 | 641



SCKET  
RUSTY®  
PATHLIGHT | 642



LED  
RUSTY® 40/70 | 643



SCKET  
RUSTY® 40/70 | 643



SCKET  
RUSTY®  
CONE 24 | 645



SCKET  
RUSTY®  
CONE 40/70 | 645



SCKET  
RUSTY® 40/70 | 646



SCKET  
ARROCK  
GRANITE 40/70 | 647



SCKET  
ARROCK  
ARC | 648



LED  
ARROCK  
STONE 50/75 | 649



**S**CKET  
ARROCK SLOT | 649



**LED**  
L-LINE OUT 30 | 650



**LED**  
L-LINE OUT 60 | 651



**LED**  
L-LINE  
OUT 50/80 | 651



**S**CKET  
THEO  
PATHLIGHT | 652



**LED**  
OVALISK 75/100 | 653



**S**CKET  
GLOO PURE  
27/44/70 | 655



**S**CKET  
ROTOBALL  
25/40/50 | 657



**S**CKET  
PHOTONIA | 659



**S**CKET  
PHOTONIA | 659



**S**CKET  
OTOS GLAS | 659



**S**CKET  
CUBIX | 660



**S**CKET  
CONE | 660



**S**CKET  
MOLAT | 661



**S**CKET  
MOLAT | 661



**S**CKET  
LISENNE 40/70 | 662



**S**CKET  
ADEGAN  
MANILA | 663



**S**CKET  
ADEGAN | 663



**S**CKET  
ALPA MUSHROOM  
45/75 | 665



**S**CKET  
ALPA CONE 100 | 665



**LED**  
APONI 90/120 | 666




**LED**  
TRUST 30/60 | 667



**S**CKET  
BIG NAILS 50/80 | 668



**S**CKET  
ROX ACRYL  
30/60/90 | 669



**S**CKET  
VAP SLIM  
30/60/90 | 671



**S**CKET  
C-POL | 672



**S**CKET  
F-POL | 672



**S**CKET  
SQUARE  
POLE 30/60/90 | 673



**LED**  
SLOTS 45/65 | 675



**LED**  
H-POL 30/60 | 676



**LED**  
H-POL TWIN  
30/60 | 677



**LED**  
SLOTBOX 40/70 | 678



**LED**  
FLATT 65/100 | 679



**LED**  
ABRIDOR 60/100 | 681



**LED**  
IPERI 50 | 681



**S**CKET  
QUADRASYL 75 | 682



**LED**  
QUAD POLE | 683



**LED**  
BOOKAT | 683



**LED**  
RASCALI 45/65 | 684



**S**CKET  
MYRA SPOT | 685




**S**CKET  
SITRA 360 | 685

1007357 597




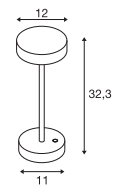
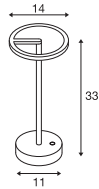


1007360 597






## VINOLINA ONE TL, Akku

## VINOLINA TL, Akku



5V Batteriebetrieb  
Systemleistung: 2.5W  
Material: Aluminium

- Laufzeit 12h
- Ladezeit 7h
- inkl. Ladeplatte
- exkl. Netzteil
- USB A



5V Batteriebetrieb  
Systemleistung: 2.2W  
Material: Aluminium

- Laufzeit 12h
- Ladezeit 7h
- inkl. Ladeplatte
- exkl. Netzteil
- USB A



Down 125lm | 2700K



Down 130lm | 2700K | 130lm | 3000K

| Variante  | Art.Nr. | CHF    |
|-----------|---------|--------|
| ● schwarz | 1007359 | 159.90 |
| ○ weiß    | 1007357 | 159.90 |
| ● rost    | 1007358 | 159.90 |

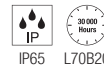
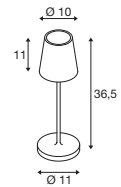
| Variante  | Art.Nr. | CHF    |
|-----------|---------|--------|
| ● schwarz | 1007362 | 159.90 |
| ○ weiß    | 1007360 | 159.90 |
| ● rost    | 1007361 | 159.90 |



1007697 599



## VINOLINA TWO TL, Akku



IP65 L70B20

5V Batteriebetrieb  
Systemleistung: 2W  
Material: Aluminium

- Touch dimmbar
- Laufzeit 10h
- Ladezeit 5h
- inkl. Ladestation für eine Leuchte




Down 190lm | 2200K  
2700K  
3000K

| Variante   | Art.Nr. | CHF    |
|------------|---------|--------|
| ● schwarz  | 1007693 | 159.90 |
| ○ weiß     | 1007692 | 159.90 |
| ● sand     | 1007697 | 159.90 |
| ● rost     | 1007695 | 159.90 |
| ● rot      | 1007694 | 159.90 |
| ● lindgrün | 1007696 | 159.90 |



1007380 601



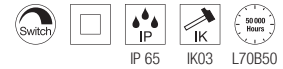
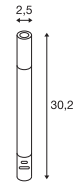
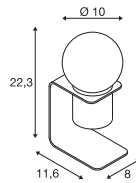
1007380 601





## TONILA TL

## TAHA Leuchten-Set, Akku



5VBatteriebetrieb  
Systemleistung: 1.6W  
Material: Aluminium / Kunststoff

- Batterie 3.6V 2000mAh inkl.
- Netzteil exkl. USB Ladegerät 5V DC/1-2A benötigt. Für MINI-USB Ladekabel
- Durch Taster in 3 Stufen dimmbar

100-240V ~50/60Hz | 5V Batteriebetrieb  
Systemleistung: 5W  
Max. U-out Treiber: 5V DC  
Material: Aluminium / Kunststoff

- inkl. Ladekabel




Down 90lm | 2700K



Down 200lm | 2700K

| Variante  | Art.Nr. | CHF    |
|-----------|---------|--------|
| ● schwarz | 1002583 | 149.00 |

| Variante  | Art.Nr. | CHF    |
|-----------|---------|--------|
| ● schwarz | 1007380 | 182.90 |
| ● gelb    |         |        |



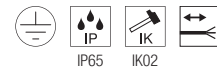
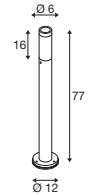
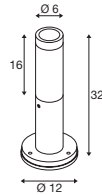
1007651 603

1007652 603



### S-TUBE 32 Pole, GU10

### S-TUBE 75 Pole, GU10



220-240V ~50/60Hz  
Material: Aluminium

220-240V ~50/60Hz  
Material: Aluminium

- offenes Kabelende

- offenes Kabelende

**SOCKET** **INSIDE** <10  
W

**SOCKET** **INSIDE** <10  
W

Socket: 1xGU10    max. Ø: 5 cm    |    L: 5.5 cm

Socket: 1xGU10    max. Ø: 5 cm    |    L: 5.5 cm

| Variante  | Art.Nr. | CHF     |
|-----------|---------|---------|
| ● schwarz | 1007651 | ● 96.60 |

| Variante  | Art.Nr. | CHF      |
|-----------|---------|----------|
| ● schwarz | 1007652 | ● 154.10 |



LED GU10 51mm | 6W | 38°  
2700K | 450lm | EEK=F  
6kWh/1000h



Art. Nr.: 1005077 | 10.60 CHF



LED GU10 51mm | 6W | 38°  
2700K | 450lm | EEK=F  
6kWh/1000h



Art. Nr.: 1005077 | 10.60 CHF



| Artikel                      | Art.Nr. | CHF   |
|------------------------------|---------|-------|
| Verbindungsbox IP68, 3-polig |         |       |
| ● schwarz                    | 228730  | 21.30 |



| Artikel                      | Art.Nr. | CHF   |
|------------------------------|---------|-------|
| Verbindungsbox IP68, 3-polig |         |       |
| ● schwarz                    | 228730  | 21.30 |



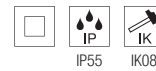

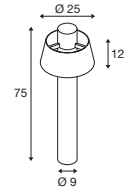
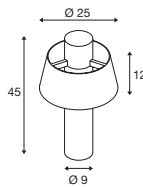
1007587 605

1007584 605



PHOTONI 45  
Pole, E27

PHOTONI 75  
Pole, E27



220-240V ~50/60Hz  
Material: Aluminium

220-240V ~50/60Hz  
Material: Aluminium

- IP Anschlussbox
- sea-air-resistant

- IP Anschlussbox
- sea-air-resistant



Socket: 1xE27      max. Ø: 6 cm      L: 11.6 cm

Socket: 1xE27      max. Ø: 6 cm      L: 11.6 cm

| Variante  | Art.Nr. | CHF    |
|-----------|---------|--------|
| ● schwarz | 1007587 | 205.90 |
| ● rost    | 1007583 | 205.90 |

| Variante  | Art.Nr. | CHF    |
|-----------|---------|--------|
| ● schwarz | 1007584 | 228.90 |
| ● rost    | 1007580 | 228.90 |



A60 | 7.5W | 180°  
2700K | 720lm | EEK=F  
8kWh/1000h




Art. Nr.: 1005305 | 24.50 CHF



A60 | 7.5W | 180°  
2700K | 720lm | EEK=F  
8kWh/1000h

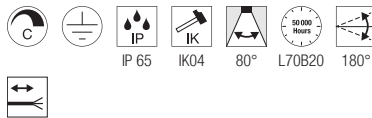
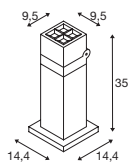


Art. Nr.: 1005305 | 24.50 CHF





### S-CUBE 35 Pole



220-240V ~50/60Hz | 350mA  
Systemleistung: 15W  
Material: Aluminium

- offenes Kabelende



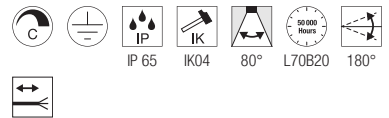
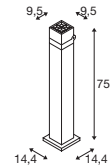
Down 1000lm | 2700K | 1200lm | 3000K

| Variante    | Art.Nr. | CHF      |
|-------------|---------|----------|
| ● anthrazit | 1007460 | ● 228.90 |



| Artikel                      | Art.Nr. | CHF   |
|------------------------------|---------|-------|
| Verbindungsbox IP68, 3-polig |         |       |
| ● schwarz                    | 228730  | 21.30 |

### S-CUBE 75 Pole



220-240V ~50/60Hz | 350mA  
Systemleistung: 15W  
Material: Aluminium

- offenes Kabelende



Down 1000lm | 2700K | 1200lm | 3000K

| Variante    | Art.Nr. | CHF      |
|-------------|---------|----------|
| ● anthrazit | 1007459 | ● 269.10 |



| Artikel                      | Art.Nr. | CHF   |
|------------------------------|---------|-------|
| Verbindungsbox IP68, 3-polig |         |       |
| ● schwarz                    | 228730  | 21.30 |

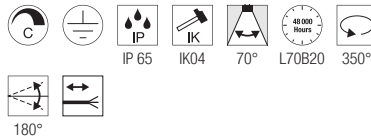
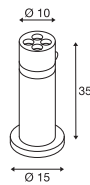



1007513 609





### R-CUBE 35 Pole



220-240V ~50/60Hz | 350mA  
 Systemleistung: 15W  
 Material: Aluminium

- offenes Kabelende



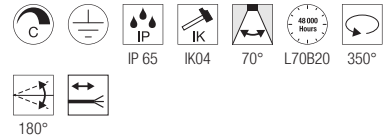
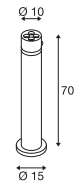
Down 800lm | 2700K | 800lm | 3000K

| Variante    | Art.Nr. | CHF      |
|-------------|---------|----------|
| ● anthrazit | 1007513 | ● 228.90 |



| Artikel                      | Art.Nr. | CHF   |
|------------------------------|---------|-------|
| Verbindungsbox IP68, 3-polig |         |       |
| ● schwarz                    | 228730  | 21.30 |

### R-CUBE 75 Pole



220-240V ~50/60Hz | 350mA  
 Systemleistung: 15W  
 Material: Aluminium

- offenes Kabelende



Down 800lm | 2700K | 800lm | 3000K


| Variante    | Art.Nr. | CHF      |
|-------------|---------|----------|
| ● anthrazit | 1007512 | ● 269.10 |



| Artikel                      | Art.Nr. | CHF   |
|------------------------------|---------|-------|
| Verbindungsbox IP68, 3-polig |         |       |
| ● schwarz                    | 228730  | 21.30 |



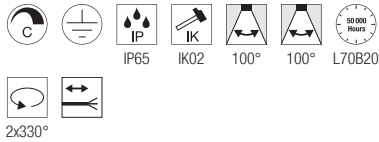
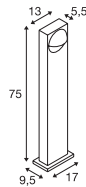
1007670 611



1007669 611



### LID I 75 Pole, double



220-240V ~50/60Hz | 700mA  
Systemleistung: 29W  
Material: Aluminium

- offenes Kabelende



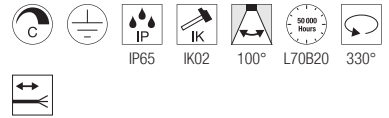
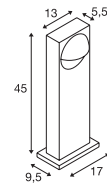
Down 850lm | 2700K | 1000lm | 3000K

| Variante    | Art.Nr. | CHF      |
|-------------|---------|----------|
| ● anthrazit | 1007669 | ● 343.90 |



| Artikel                      | Art.Nr. | CHF   |
|------------------------------|---------|-------|
| Verbindungsbox IP68, 3-polig |         |       |
| ● schwarz                    | 228730  | 21.30 |

### LID I 45 Pole, single



220-240V ~50/60Hz | 350mA  
Systemleistung: 15W  
Material: Aluminium

- offenes Kabelende



Down 900lm | 2700K | 1050lm | 3000K

| Variante    | Art.Nr. | CHF      |
|-------------|---------|----------|
| ● anthrazit | 1007670 | ● 251.90 |



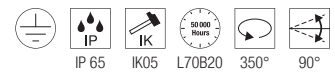
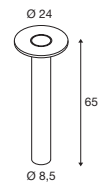
| Artikel                      | Art.Nr. | CHF   |
|------------------------------|---------|-------|
| Verbindungsbox IP68, 3-polig |         |       |
| ● schwarz                    | 228730  | 21.30 |



1007237 613



## I-RING Pole



100-240V ~50/60Hz | 350mA  
 Systemleistung: 9.2W  
 Material: Aluminium



Down

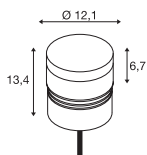
670lm | 3000K

| Variante    | Art.Nr. | CHF      |
|-------------|---------|----------|
| ● anthrazit | 1007237 | ● 263.40 |



| Artikel      | Art.Nr. | CHF   |
|--------------|---------|-------|
| Schraubenset |         |       |
| ● edelstahl  | 228753  | 12.75 |

M-POL S  
Polehead 360°, entblendet



220-240V ~50/60Hz | 500mA  
Systemleistung: 10W  
Material: Aluminium



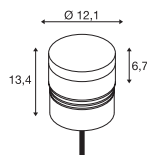
Down 750lm | 2700K

| Variante    | Art.Nr. | CHF    |
|-------------|---------|--------|
| ● anthrazit | 1007232 | 333.50 |



| Artikel                      | Art.Nr. | CHF    |
|------------------------------|---------|--------|
| Pole                         |         |        |
| ● anthrazit                  |         |        |
| H: 23,4 cm                   | 1006379 | 119.00 |
| ● anthrazit                  |         |        |
| H: 53,4 cm                   | 1006380 | 169.00 |
| ● anthrazit                  |         |        |
| H: 83,4 cm                   | 1006381 | 205.00 |
| Bodenanker                   |         |        |
| ● edelstahl                  | 1006382 | 59.90  |
| T-Verbinderbox               |         |        |
| ● schwarz                    | 228726  | 33.00  |
| Verbindungsbox IP68, 3-polig |         |        |
| ● schwarz                    | 228730  | 21.30  |

M-POL S  
Polehead 360°, entblendet, DALI



220-240V ~50/60Hz | 500mA  
Systemleistung: 10W  
Material: Aluminium




Down 750lm | 2700K

| Variante    | Art.Nr. | CHF    |
|-------------|---------|--------|
| ● anthrazit | 1007233 | 356.50 |



| Artikel                      | Art.Nr. | CHF    |
|------------------------------|---------|--------|
| Pole                         |         |        |
| ● anthrazit                  |         |        |
| H: 23,4 cm                   | 1006379 | 119.00 |
| ● anthrazit                  |         |        |
| H: 53,4 cm                   | 1006380 | 169.00 |
| ● anthrazit                  |         |        |
| H: 83,4 cm                   | 1006381 | 205.00 |
| Bodenanker                   |         |        |
| ● edelstahl                  | 1006382 | 59.90  |
| Verbindungsbox               |         |        |
| ● schwarz                    | 228725  | 21.30  |
| Verbindungsbox IP68, 5-polig |         |        |
| ● schwarz                    | 1006453 | 41.90  |



1006381 + 1007233 623 + 614



1006380 + 1007232 623 + 614

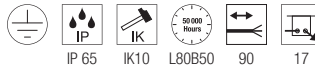
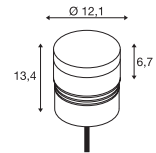
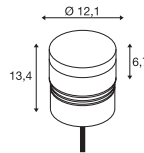


1006380 + 1007235 623 + 615



### M-POL S Polehead 180°, entblendet

### M-POL S Polehead 180°, entblendet, DALI



220-240V ~50/60Hz | 500mA  
Systemleistung: 10W  
Material: Aluminium



220-240V ~50/60Hz | 500mA  
Systemleistung: 10W  
Material: Aluminium



Down 700lm | 2700K



Down 700lm | 2700K

| Variante    | Art.Nr. | CHF    |
|-------------|---------|--------|
| ● anthrazit | 1007234 | 343.90 |

| Variante    | Art.Nr. | CHF    |
|-------------|---------|--------|
| ● anthrazit | 1007235 | 366.90 |



| Artikel                      | Art.Nr. | CHF    |
|------------------------------|---------|--------|
| Pole                         |         |        |
| ● anthrazit<br>H: 23,4 cm    | 1006379 | 119.00 |
| ● anthrazit<br>H: 53,4 cm    | 1006380 | 169.00 |
| ● anthrazit<br>H: 83,4 cm    | 1006381 | 205.00 |
| Bodenanker                   |         |        |
| ● edelstahl                  | 1006382 | 59.90  |
| T-Verbindebox                |         |        |
| ● schwarz                    | 228726  | 33.00  |
| Verbindungsbox IP68, 3-polig |         |        |
| ● schwarz                    | 228730  | 21.30  |

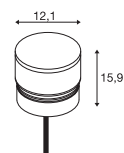


| Artikel                      | Art.Nr. | CHF    |
|------------------------------|---------|--------|
| Pole                         |         |        |
| ● anthrazit<br>H: 23,4 cm    | 1006379 | 119.00 |
| ● anthrazit<br>H: 53,4 cm    | 1006380 | 169.00 |
| ● anthrazit<br>H: 83,4 cm    | 1006381 | 205.00 |
| Bodenanker                   |         |        |
| ● edelstahl                  | 1006382 | 59.90  |
| Verbindungsbox               |         |        |
| ● schwarz                    | 228725  | 21.30  |
| Verbindungsbox IP68, 5-polig |         |        |
| ● schwarz                    | 1006453 | 41.90  |

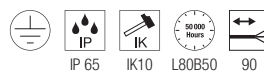


1006381 + 1006389 623 + 617

## M-POL S Polehead



1006381 + 1006393 623 + 617



220-240V ~50/60Hz | 500mA  
Leistungsaufnahme: 9W  
Systemleistung: 11W  
Material: Aluminium



Down 470lm | 2700K | 510lm | 3000K

| Variante    | Art.Nr. | CHF    |
|-------------|---------|--------|
| ● anthrazit | 1006383 | 315.00 |

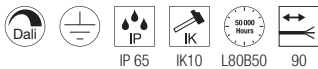
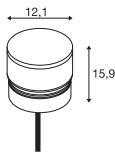


| Artikel                      | Art.Nr. | CHF    |
|------------------------------|---------|--------|
| Pole                         |         |        |
| ● anthrazit<br>H: 23,4 cm    | 1006379 | 119.00 |
| ● anthrazit<br>H: 53,4 cm    | 1006380 | 169.00 |
| ● anthrazit<br>H: 83,4 cm    | 1006381 | 205.00 |
| Bodenanker                   |         |        |
| ● edelstahl                  | 1006382 | 59.90  |
| T-Verbinderbox               |         |        |
| ● schwarz                    | 228726  | 33.00  |
| Verbindungsbox IP68, 3-polig |         |        |
| ● schwarz                    | 228730  | 21.30  |





### M-POL S Polehead, DALI



220-240V ~50/60Hz | 500mA  
Leistungsaufnahme: 17W  
Systemleistung: 19W  
Material: Aluminium



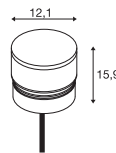
Down 890lm | 2700K | 950lm | 3000K

| Variante    | Art.Nr. | CHF    |
|-------------|---------|--------|
| ● anthrazit | 1006389 | 442.00 |



| Artikel                      | Art.Nr. | CHF    |
|------------------------------|---------|--------|
| Pole                         |         |        |
| ● anthrazit<br>H: 23,4 cm    | 1006379 | 119.00 |
| ● anthrazit<br>H: 53,4 cm    | 1006380 | 169.00 |
| ● anthrazit<br>H: 83,4 cm    | 1006381 | 205.00 |
| Bodenanker                   |         |        |
| ● edelstahl                  | 1006382 | 59.90  |
| Verbindungsbox               |         |        |
| ● schwarz                    | 228725  | 21.30  |
| Verbindungsbox IP68, 5-polig |         |        |
| ● schwarz                    | 1006453 | 41.90  |

### M-POL S Polehead, Shader



220-240V ~50/60Hz | 500mA  
Leistungsaufnahme: 9W  
Systemleistung: 11W  
Material: Aluminium



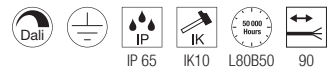
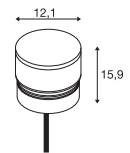
Down 285lm | 2700K | 310lm | 3000K

| Variante    | Art.Nr. | CHF    |
|-------------|---------|--------|
| ● anthrazit | 1006387 | 339.00 |



| Artikel                      | Art.Nr. | CHF    |
|------------------------------|---------|--------|
| Pole                         |         |        |
| ● anthrazit<br>H: 23,4 cm    | 1006379 | 119.00 |
| ● anthrazit<br>H: 53,4 cm    | 1006380 | 169.00 |
| ● anthrazit<br>H: 83,4 cm    | 1006381 | 205.00 |
| Bodenanker                   |         |        |
| ● edelstahl                  | 1006382 | 59.90  |
| T-Verbinderbox               |         |        |
| ● schwarz                    | 228726  | 33.00  |
| Verbindungsbox IP68, 3-polig |         |        |
| ● schwarz                    | 228730  | 21.30  |

### M-POL S Polehead, Shader, DALI



220-240V ~50/60Hz | 500mA  
Leistungsaufnahme: 17W  
Systemleistung: 19W  
Material: Aluminium



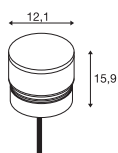
Down 520lm | 2700K | 550lm | 3000K

| Variante    | Art.Nr. | CHF    |
|-------------|---------|--------|
| ● anthrazit | 1006393 | 469.00 |



| Artikel                      | Art.Nr. | CHF    |
|------------------------------|---------|--------|
| Pole                         |         |        |
| ● anthrazit<br>H: 23,4 cm    | 1006379 | 119.00 |
| ● anthrazit<br>H: 53,4 cm    | 1006380 | 169.00 |
| ● anthrazit<br>H: 83,4 cm    | 1006381 | 205.00 |
| Bodenanker                   |         |        |
| ● edelstahl                  | 1006382 | 59.90  |
| Verbindungsbox               |         |        |
| ● schwarz                    | 228725  | 21.30  |
| Verbindungsbox IP68, 5-polig |         |        |
| ● schwarz                    | 1006453 | 41.90  |

M-POL S  
Polehead, Louver



220-240V ~50/60Hz | 500mA  
Leistungsaufnahme: 9W  
Systemleistung: 11W  
Material: Aluminium



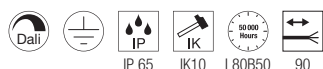
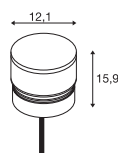
Down 145lm | 2700K 155lm | 3000K

| Variante    | Art.Nr. | CHF    |
|-------------|---------|--------|
| ● anthrazit | 1006385 | 382.00 |



| Artikel                      | Art.Nr. | CHF    |
|------------------------------|---------|--------|
| Pole                         |         |        |
| ● anthrazit                  |         |        |
| H: 23,4 cm                   | 1006379 | 119.00 |
| ● anthrazit                  |         |        |
| H: 53,4 cm                   | 1006380 | 169.00 |
| ● anthrazit                  |         |        |
| H: 83,4 cm                   | 1006381 | 205.00 |
| Bodenanker                   |         |        |
| ● edelstahl                  | 1006382 | 59.90  |
| T-Verbindbox                 |         |        |
| ● schwarz                    | 228726  | 33.00  |
| Verbindungsbox IP68, 3-polig |         |        |
| ● schwarz                    | 228730  | 21.30  |

M-POL S  
Polehead, Louver, DALI



220-240V ~50/60Hz | 500mA  
Leistungsaufnahme: 17W  
Systemleistung: 19W  
Material: Aluminium



Down 260lm | 2700K 270lm | 3000K

| Variante    | Art.Nr. | CHF    |
|-------------|---------|--------|
| ● anthrazit | 1006391 | 539.00 |



| Artikel                      | Art.Nr. | CHF    |
|------------------------------|---------|--------|
| Pole                         |         |        |
| ● anthrazit                  |         |        |
| H: 23,4 cm                   | 1006379 | 119.00 |
| ● anthrazit                  |         |        |
| H: 53,4 cm                   | 1006380 | 169.00 |
| ● anthrazit                  |         |        |
| H: 83,4 cm                   | 1006381 | 205.00 |
| Bodenanker                   |         |        |
| ● edelstahl                  | 1006382 | 59.90  |
| Verbindungsbox               |         |        |
| ● schwarz                    | 228725  | 21.30  |
| Verbindungsbox IP68, 5-polig |         |        |
| ● schwarz                    | 1006453 | 41.90  |



1006381 + 1006391 623 + 618



1006381 + 1006388 623 + 619

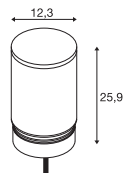


1006379 + 1006390 623 + 619



1006379 + 1006384 623 + 619

### M-POL M Polehead



220-240V ~50/60Hz | 500mA  
 Leistungsaufnahme: 9W  
 Systemleistung: 11W  
 Material: Aluminium



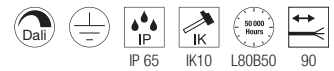
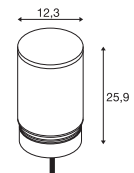
Down 590lm | 2700K | 660lm | 3000K

| Variante    | Art.Nr. | CHF    |
|-------------|---------|--------|
| ● anthrazit | 1006384 | 339.00 |



| Artikel                      | Art.Nr. | CHF    |
|------------------------------|---------|--------|
| Pole                         |         |        |
| ● anthrazit                  |         |        |
| H: 23,4 cm                   | 1006379 | 119.00 |
| ● anthrazit                  |         |        |
| H: 53,4 cm                   | 1006380 | 169.00 |
| ● anthrazit                  |         |        |
| H: 83,4 cm                   | 1006381 | 205.00 |
| Bodenanker                   |         |        |
| ● edelstahl                  | 1006382 | 59.90  |
| T-Verbinderbox               |         |        |
| ● schwarz                    | 228726  | 33.00  |
| Verbindungsbox IP68, 3-polig |         |        |
| ● schwarz                    | 228730  | 21.30  |

### M-POL M Polehead, DALI



220-240V ~50/60Hz | 500mA  
 Leistungsaufnahme: 17W  
 Systemleistung: 19W  
 Material: Aluminium



Down 1150lm | 2700K | 1230lm | 3000K

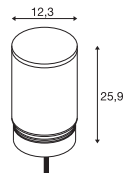
| Variante    | Art.Nr. | CHF    |
|-------------|---------|--------|
| ● anthrazit | 1006390 | 469.00 |



| Artikel                      | Art.Nr. | CHF    |
|------------------------------|---------|--------|
| Pole                         |         |        |
| ● anthrazit                  |         |        |
| H: 23,4 cm                   | 1006379 | 119.00 |
| ● anthrazit                  |         |        |
| H: 53,4 cm                   | 1006380 | 169.00 |
| ● anthrazit                  |         |        |
| H: 83,4 cm                   | 1006381 | 205.00 |
| Bodenanker                   |         |        |
| ● edelstahl                  | 1006382 | 59.90  |
| Verbindungsbox               |         |        |
| ● schwarz                    | 228725  | 21.30  |
| Verbindungsbox IP68, 5-polig |         |        |
| ● schwarz                    | 1006453 | 41.90  |



## M-POL M Polehead, Shader



220-240V ~50/60Hz | 500mA  
Leistungsaufnahme: 9W  
Systemleistung: 11W  
Material: Aluminium



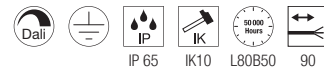
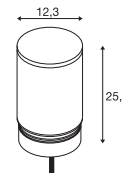
Down 420lm | 2700K | 460lm | 3000K

| Variante    | Art.Nr. | CHF    |
|-------------|---------|--------|
| ● anthrazit | 1006388 | 359.00 |



| Artikel                      | Art.Nr. | CHF    |
|------------------------------|---------|--------|
| Pole                         |         |        |
| ● anthrazit<br>H: 23,4 cm    | 1006379 | 119.00 |
| ● anthrazit<br>H: 53,4 cm    | 1006380 | 169.00 |
| ● anthrazit<br>H: 83,4 cm    | 1006381 | 205.00 |
| Bodenanker                   |         |        |
| ● edelstahl                  | 1006382 | 59.90  |
| T-Verbinderbox               |         |        |
| ● schwarz                    | 228726  | 33.00  |
| Verbindungsbox IP68, 3-polig |         |        |
| ● schwarz                    | 228730  | 21.30  |

## M-POL M Polehead, Shader, DALI



220-240V ~50/60Hz | 500mA  
Leistungsaufnahme: 17W  
Systemleistung: 19W  
Material: Aluminium



Down 820lm | 2700K | 870lm | 3000K

| Variante    | Art.Nr. | CHF    |
|-------------|---------|--------|
| ● anthrazit | 1006394 | 492.00 |

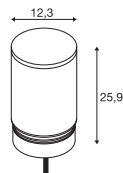


| Artikel                      | Art.Nr. | CHF    |
|------------------------------|---------|--------|
| Pole                         |         |        |
| ● anthrazit<br>H: 23,4 cm    | 1006379 | 119.00 |
| ● anthrazit<br>H: 53,4 cm    | 1006380 | 169.00 |
| ● anthrazit<br>H: 83,4 cm    | 1006381 | 205.00 |
| Bodenanker                   |         |        |
| ● edelstahl                  | 1006382 | 59.90  |
| Verbindungsbox               |         |        |
| ● schwarz                    | 228725  | 21.30  |
| Verbindungsbox IP68, 5-polig |         |        |
| ● schwarz                    | 1006453 | 41.90  |

1006381 + 1006388 623 + 620



M-POL M  
Polehead, Louver



220-240V ~50/60Hz | 500mA  
Leistungsaufnahme: 9W  
Systemleistung: 11W  
Material: Aluminium



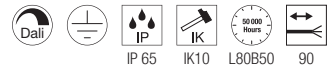
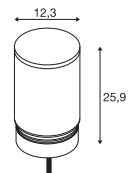
Down 190lm | 2700K | 210lm | 3000K

| Variante    | Art.Nr. | CHF    |
|-------------|---------|--------|
| ● anthrazit | 1006386 | 529.00 |



| Artikel                      | Art.Nr. | CHF    |
|------------------------------|---------|--------|
| Pole                         |         |        |
| ● anthrazit<br>H: 23,4 cm    | 1006379 | 119.00 |
| ● anthrazit<br>H: 53,4 cm    | 1006380 | 169.00 |
| ● anthrazit<br>H: 83,4 cm    | 1006381 | 205.00 |
| Bodenanker                   |         |        |
| ● edelstahl                  | 1006382 | 59.90  |
| T-Verbindebox                |         |        |
| ● schwarz                    | 228726  | 33.00  |
| Verbindungsbox IP68, 3-polig |         |        |
| ● schwarz                    | 228730  | 21.30  |

M-POL M  
Polehead, Louver, DALI



220-240V ~50/60Hz | 500mA  
Leistungsaufnahme: 17W  
Systemleistung: 19W  
Material: Aluminium



Down 350lm | 2700K | 370lm | 3000K

| Variante    | Art.Nr. | CHF    |
|-------------|---------|--------|
| ● anthrazit | 1006392 | 639.00 |



| Artikel                      | Art.Nr. | CHF    |
|------------------------------|---------|--------|
| Pole                         |         |        |
| ● anthrazit<br>H: 23,4 cm    | 1006379 | 119.00 |
| ● anthrazit<br>H: 53,4 cm    | 1006380 | 169.00 |
| ● anthrazit<br>H: 83,4 cm    | 1006381 | 205.00 |
| Bodenanker                   |         |        |
| ● edelstahl                  | 1006382 | 59.90  |
| Verbindungsbox               |         |        |
| ● schwarz                    | 228725  | 21.30  |
| Verbindungsbox IP68, 5-polig |         |        |
| ● schwarz                    | 1006453 | 41.90  |

1006381 + 1006392 623 + 621



[1006380](tel:1006380) + [1006392](tel:1006392) - [623](tel:623) + [621](tel:621)



M-POL 30  
Pole



M-POL 60  
Pole



M-POL 90  
Pole



Material: Aluminium

| Variante    | Art.Nr. | CHF    |
|-------------|---------|--------|
| ● anthrazit | 1006379 | 119.00 |



| Artikel                      | Art.Nr. | CHF   |
|------------------------------|---------|-------|
| Verbindungsbox IP68, 5-polig |         |       |
| ● schwarz                    | 1006453 | 41.90 |
| T-Verbinderbox               |         |       |
| ● schwarz                    | 228726  | 33.00 |
| Verbindungsbox IP68, 3-polig |         |       |
| ● schwarz                    | 228730  | 21.30 |

Material: Aluminium

| Variante    | Art.Nr. | CHF    |
|-------------|---------|--------|
| ● anthrazit | 1006380 | 169.00 |



| Artikel                      | Art.Nr. | CHF   |
|------------------------------|---------|-------|
| Verbindungsbox IP68, 5-polig |         |       |
| ● schwarz                    | 1006453 | 41.90 |
| T-Verbinderbox               |         |       |
| ● schwarz                    | 228726  | 33.00 |
| Verbindungsbox IP68, 3-polig |         |       |
| ● schwarz                    | 228730  | 21.30 |

Material: Aluminium

| Variante    | Art.Nr. | CHF    |
|-------------|---------|--------|
| ● anthrazit | 1006381 | 205.00 |



| Artikel                      | Art.Nr. | CHF   |
|------------------------------|---------|-------|
| Verbindungsbox IP68, 5-polig |         |       |
| ● schwarz                    | 1006453 | 41.90 |
| T-Verbinderbox               |         |       |
| ● schwarz                    | 228726  | 33.00 |
| Verbindungsbox IP68, 3-polig |         |       |
| ● schwarz                    | 228730  | 21.30 |

# GESTALTEN SIE IHR M-POL SYSTEM

---

In wenigen Schritten zur passenden Pollerleuchte – das modulare M-POL System macht's möglich. Dazu kombiniert es drei Größen und acht Leuchtenköpfe mit fünf Lichteigenschaften und zwei Farbtemperaturen. Ob in hoher oder flacher Form, mit Shader für einseitig abgeschattetes Licht, homogener und diffuser Ausstrahlung oder blendfrei durch integrierte Lamellen. Ob mit 2700 oder 3000 Kelvin, als On/Off-Version oder DALI-steuerbar. Konfigurieren Sie Ihre gewünschten M-POL Pollerleuchten und rücken Sie jedes Outdoor-Ambiente ins beste Licht.

## WÄHLE DEINE(N) BEVORZUGTE(N) ...

- 1 Poller (30, 60, 90)
- 2 Leuchtenkopf (On/Off, DALI)
- 3 Leuchtenkopfgröße (hoch, flach)
- 4 Lichteigenschaft (Clear, Shader, Louver)
- 5 Farbtemperatur (2700, 3000K)



FERTIG!



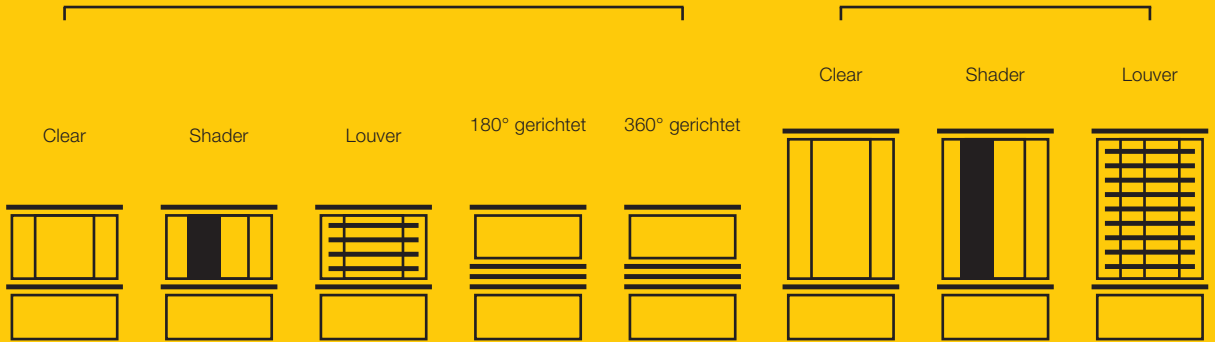
# LEUCHTENKÖPFE

## M-POL S

Ø: 12,3 cm, H: 15,9 cm


## M-POL M

Ø: 12,3 cm, H: 25,9 cm




### M-POL 30

Ø: 12,4 cm, H: 23,4 cm



### M-POL 60

Ø: 12,4 cm, H: 53,4 cm



### M-POL 90

Ø: 12,4 cm, H: 83,4 cm

# POLLER

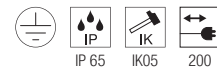
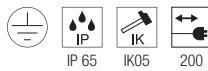
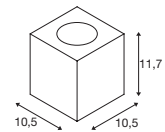
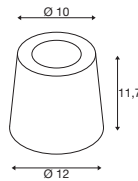


1006408 627



**CONCRETO**  
FL, rund, QPAR 51

**CONCRETO**  
FL, eckig, QPAR51



220-240V ~50/60Hz  
Material: Beton / Aluminium

220-240V ~50/60Hz  
Material: Beton / Aluminium

- IP44 Schutzkontaktstecker

- IP 44 Konturenstecker



Socket: 1xGU10 max. Ø: 5.1 cm | L: 6 cm

Socket: 1xGU10 max. Ø: 5.1 cm | L: 6 cm

| Variante | Art.Nr. | CHF    |
|----------|---------|--------|
| ● grau   | 1006408 | 145.00 |

| Variante | Art.Nr. | CHF    |
|----------|---------|--------|
| ● grau   | 1006409 | 145.00 |



LED GU10 51mm | 6W | 38°  
2700K | 450lm | EEK=F  
6kWh/1000h




Art. Nr.: 1005077 | 10.60 CHF



LED GU10 51mm | 6W | 38°  
2700K | 450lm | EEK=F  
6kWh/1000h

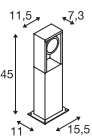


Art. Nr.: 1005077 | 10.60 CHF





### ESKINA FRAME 45 Pole, single



220-240V ~50/60Hz | 350mA  
Systemleistung: 15W  
Material: Aluminium



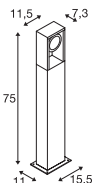
Down 1100lm | 3000K | 1200lm | 4000K

| Variante    | Art.Nr. | CHF    |
|-------------|---------|--------|
| ● anthrazit | 1004749 | 319.00 |



| Artikel                      | Art.Nr. | CHF   |
|------------------------------|---------|-------|
| Verbindungsbox IP68, 3-polig |         |       |
| ● schwarz                    | 228730  | 21.30 |

### ESKINA FRAME 75 Pole, single



220-240V ~50/60Hz | 350mA  
Systemleistung: 15W  
Material: Aluminium



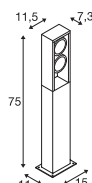
Down 1100lm | 3000K | 1200lm | 4000K

| Variante    | Art.Nr. | CHF    |
|-------------|---------|--------|
| ● anthrazit | 1004750 | 369.00 |



| Artikel                      | Art.Nr. | CHF   |
|------------------------------|---------|-------|
| Verbindungsbox IP68, 3-polig |         |       |
| ● schwarz                    | 228730  | 21.30 |

### ESKINA FRAME 75 Pole, double



220-240V ~50/60Hz | 700mA  
Systemleistung: 27W  
Material: Aluminium



Spot 1 1100lm | 3000K | 1200lm | 4000K  
Spot 2 1100lm | 3000K | 1200lm | 4000K

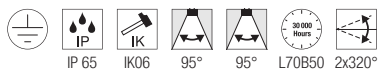
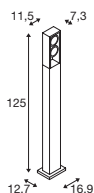
| Variante    | Art.Nr. | CHF    |
|-------------|---------|--------|
| ● anthrazit | 1004751 | 390.00 |



| Artikel                      | Art.Nr. | CHF   |
|------------------------------|---------|-------|
| Verbindungsbox IP68, 3-polig |         |       |
| ● schwarz                    | 228730  | 21.30 |

## ESKINA FRAME 125

Pole, double



220-240V ~50/60Hz | 700mA  
Systemleistung: 27W  
Material: Aluminium



|        |        |       |        |       |
|--------|--------|-------|--------|-------|
| Spot 1 | 1100lm | 3000K | 1200lm | 4000K |
| Spot 2 | 1100lm | 3000K | 1200lm | 4000K |

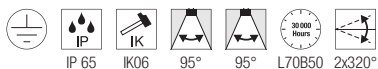
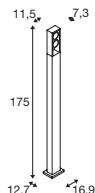
| Variante    | Art.Nr. | CHF    |
|-------------|---------|--------|
| ● anthrazit | 1005439 | 469.00 |



| Artikel                      | Art.Nr. | CHF   |
|------------------------------|---------|-------|
| Verbindungsbox IP68, 3-polig |         |       |
| ● schwarz                    | 228730  | 21.30 |

## ESKINA FRAME 175

Pole, double



220-240V ~50/60Hz | 700mA  
Systemleistung: 27W  
Material: Aluminium




|        |        |       |        |       |
|--------|--------|-------|--------|-------|
| Spot 1 | 1100lm | 3000K | 1200lm | 4000K |
| Spot 2 | 1100lm | 3000K | 1200lm | 4000K |

| Variante    | Art.Nr. | CHF    |
|-------------|---------|--------|
| ● anthrazit | 1005440 | 539.00 |



| Artikel                      | Art.Nr. | CHF   |
|------------------------------|---------|-------|
| Verbindungsbox IP68, 3-polig |         |       |
| ● schwarz                    | 228730  | 21.30 |



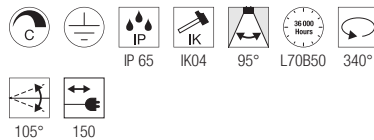
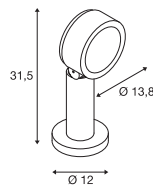


1002906 631



1002907 631

### ESKINA 30 Pole



220-240V ~50/60Hz | 350mA  
 Systemleistung: 14.5W  
 Material: Aluminium

- IP44 Schutzkontaktstecker



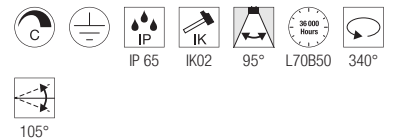
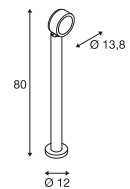
Down 1000lm | 3000K | 4000K

| Variante    | Art.Nr. | CHF    |
|-------------|---------|--------|
| ● anthrazit | 1002906 | 339.00 |



| Artikel  | Art.Nr. | CHF   |
|----------|---------|-------|
| Erdspieß |         |       |
| ● grau   | 230060  | 64.00 |

### ESKINA 80 Pole



220-240V ~50/60Hz | 350mA  
 Systemleistung: 14.5W  
 Material: Aluminium



Down 1000lm | 3000K | 4000K

| Variante    | Art.Nr. | CHF    |
|-------------|---------|--------|
| ● anthrazit | 1002907 | 359.00 |




| Artikel                      | Art.Nr. | CHF   |
|------------------------------|---------|-------|
| Erdspieß                     |         |       |
| ● grau                       | 230060  | 64.00 |
| Verbindungsbox IP68, 3-polig |         |       |
| ● schwarz                    | 228730  | 21.30 |



232115

633




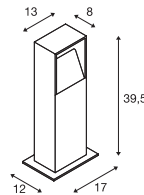
232125

633





## LOGS 40 Pole



220-240V ~50/60Hz | 500mA  
Systemleistung: 9.5W  
Material: Aluminium

- offenes Kabelende



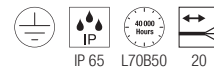
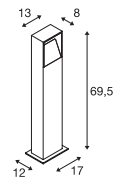
Down 570lm | 3000K

| Variante    | Art.Nr. | CHF    |
|-------------|---------|--------|
| ● anthrazit | 232115  | 339.00 |



| Artikel                      | Art.Nr. | CHF   |
|------------------------------|---------|-------|
| Betonanker                   |         |       |
| ● grau                       | 232119  | 78.00 |
| Erdspieß                     |         |       |
| ● grau                       | 231230  | 55.00 |
| Schraubenset                 |         |       |
| ● edelstahl                  | 228754  | 5.25  |
| Verbindungsbox IP68, 3-polig |         |       |
| ● schwarz                    | 228730  | 21.30 |

## LOGS 70 Pole



220-240V ~50/60Hz | 500mA  
Systemleistung: 9.5W  
Material: Aluminium

- offenes Kabelende




Down 570lm | 3000K

| Variante    | Art.Nr. | CHF    |
|-------------|---------|--------|
| ● anthrazit | 232125  | 419.00 |


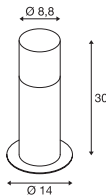


| Artikel                      | Art.Nr. | CHF   |
|------------------------------|---------|-------|
| Betonanker                   |         |       |
| ● grau                       | 232119  | 78.00 |
| Erdspieß                     |         |       |
| ● grau                       | 231230  | 55.00 |
| Schraubenset                 |         |       |
| ● edelstahl                  | 228754  | 5.25  |
| Verbindungsbox IP68, 3-polig |         |       |
| ● schwarz                    | 228730  | 21.30 |





**GRAFIT 30**  
Pole, rund, E27



220-240V ~50/60Hz  
Material: Aluminium / Acryl

- offenes Kabelende



Socket: 1xE27 max. Ø: 6 cm | L: 11.5 cm

| Variante    | Art.Nr. | CHF    |
|-------------|---------|--------|
| ● anthrazit | 1006180 | 102.00 |



LED E27 | 8W | 240°  
3000K | 880lm | EEK=E  
8kWh/1000h

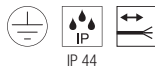
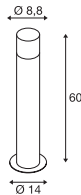


Art. Nr.: 1005289 | 12.90 CHF



| Artikel                      | Art.Nr. | CHF   |
|------------------------------|---------|-------|
| Verbindungsbox IP68, 3-polig |         |       |
| ● schwarz                    | 228730  | 21.30 |

**GRAFIT 60**  
Pole, rund, E27



220-240V ~50/60Hz  
Material: Aluminium / Acryl

- offenes Kabelende



Socket: 1xE27 max. Ø: 6 cm | L: 11.5 cm

| Variante    | Art.Nr. | CHF    |
|-------------|---------|--------|
| ● anthrazit | 1006181 | 132.00 |



LED E27 | 8W | 240°  
3000K | 880lm | EEK=E  
8kWh/1000h

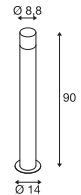


Art. Nr.: 1005289 | 12.90 CHF



| Artikel                      | Art.Nr. | CHF   |
|------------------------------|---------|-------|
| Verbindungsbox IP68, 3-polig |         |       |
| ● schwarz                    | 228730  | 21.30 |

**GRAFIT 90**  
Pole, rund, E27



220-240V ~50/60Hz  
Material: Aluminium / Acryl

- offenes Kabelende



Socket: 1xE27 max. Ø: 6 cm | L: 11.5 cm

| Variante    | Art.Nr. | CHF    |
|-------------|---------|--------|
| ● anthrazit | 1006182 | 155.00 |



LED E27 | 8W | 240°  
3000K | 880lm | EEK=E  
8kWh/1000h



Art. Nr.: 1005289 | 12.90 CHF



| Artikel                      | Art.Nr. | CHF   |
|------------------------------|---------|-------|
| Verbindungsbox IP68, 3-polig |         |       |
| ● schwarz                    | 228730  | 21.30 |




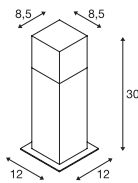
231225 637



1006184 637



### GRAFIT 30 Pole, E27



220-240V ~50/60Hz  
Material: Aluminium / Kunststoff

- offenes Kabelende



Socket: 1xE27 max. Ø: 6 cm | L: 11.5 cm

| Variante    | Art.Nr. | CHF   |
|-------------|---------|-------|
| ● anthrazit | 231215  | 99.00 |



LED E27 | 8W | 240°  
3000K | 880lm | EEK=E  
8kWh/1000h

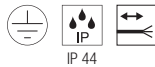
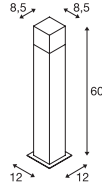


Art. Nr.: 1005289 | 12.90 CHF



| Artikel                      | Art.Nr. | CHF   |
|------------------------------|---------|-------|
| Erdspeiß                     |         |       |
| ● grau                       | 231230  | 55.00 |
| Schraubenset                 |         |       |
| ● edelstahl                  | 228754  | 5.25  |
| Verbindungsbox IP68, 3-polig |         |       |
| ● schwarz                    | 228730  | 21.30 |

### GRAFIT 60 Pole, E27



220-240V ~50/60Hz  
Material: Aluminium / Kunststoff

- offenes Kabelende



Socket: 1xE27 max. Ø: 6 cm | L: 11.5 cm

| Variante    | Art.Nr. | CHF    |
|-------------|---------|--------|
| ● anthrazit | 231225  | 138.00 |



LED E27 | 8W | 240°  
3000K | 880lm | EEK=E  
8kWh/1000h

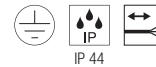
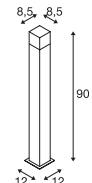


Art. Nr.: 1005289 | 12.90 CHF



| Artikel                      | Art.Nr. | CHF   |
|------------------------------|---------|-------|
| Erdspeiß                     |         |       |
| ● grau                       | 231230  | 55.00 |
| Schraubenset                 |         |       |
| ● edelstahl                  | 228754  | 5.25  |
| Verbindungsbox IP68, 3-polig |         |       |
| ● schwarz                    | 228730  | 21.30 |

### GRAFIT 90 Pole, E27



220-240V ~50/60Hz  
Material: Aluminium / Acryl

- offenes Kabelende



Socket: 1xE27 max. Ø: 6 cm | L: 11.5 cm

| Variante    | Art.Nr. | CHF    |
|-------------|---------|--------|
| ● anthrazit | 1006184 | 155.00 |



LED E27 | 8W | 240°  
3000K | 880lm | EEK=E  
8kWh/1000h



Art. Nr.: 1005289 | 12.90 CHF



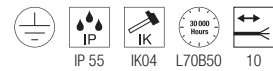
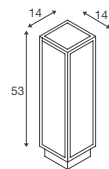
| Artikel                      | Art.Nr. | CHF   |
|------------------------------|---------|-------|
| Erdspeiß                     |         |       |
| ● grau                       | 231230  | 55.00 |
| Verbindungsbox IP68, 3-polig |         |       |
| ● schwarz                    | 228730  | 21.30 |



1005442 639



# QUADRULO FL



100-277V ~50/60Hz | 480mA  
 Systemleistung: 7W  
 Material: Aluminium / Acryl

- IP Anschlussbox



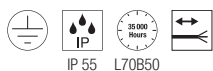
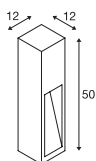
Down

340lm | 3000K

| Variante    | Art.Nr. | CHF    |
|-------------|---------|--------|
| ● anthrazit | 1005442 | 209.00 |



## RUSTY® SLOT 50 Pole



220-240V ~50/60Hz  
Systemleistung: 9W  
Material: FeCSI-Stahl / Polycarbonat (PC)

- offenes Kabelende



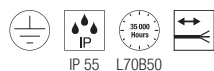
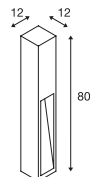
Down 30lm | 3000K

| Variante | Art.Nr. | CHF    |
|----------|---------|--------|
| ● rost   | 233447  | 439.00 |



| Artikel                      | Art.Nr. | CHF   |
|------------------------------|---------|-------|
| Erdspieß                     |         |       |
| ● grau                       | 231230  | 55.00 |
| Verbindungsbox IP68, 3-polig |         |       |
| ● schwarz                    | 228730  | 21.30 |

## RUSTY® SLOT 80 Pole



220-240V ~50/60Hz  
Systemleistung: 9W  
Material: FeCSI-Stahl / Polycarbonat (PC)

- offenes Kabelende



Down 30lm | 3000K

| Variante | Art.Nr. | CHF    |
|----------|---------|--------|
| ● rost   | 233457  | 579.00 |




| Artikel                      | Art.Nr. | CHF   |
|------------------------------|---------|-------|
| Erdspieß                     |         |       |
| ● grau                       | 231230  | 55.00 |
| Verbindungsbox IP68, 3-polig |         |       |
| ● schwarz                    | 228730  | 21.30 |



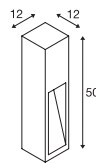
229410 641



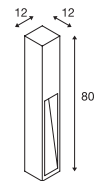


233457 640

RUSTY® SLOT 50  
Pole, E27



RUSTY® SLOT 80  
Pole, E27

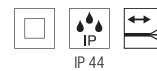


229411 641



220-240V ~50/60Hz  
Material: FeCSI-Stahl / Polycarbonat (PC)

- offenes Kabelende



220-240V ~50/60Hz  
Material: FeCSI-Stahl / Polycarbonat (PC)

- offenes Kabelende



Socket: 1xE27 max. Ø: 4.8 cm | L: 13.9 cm

| Variante | Art.Nr. | CHF    |
|----------|---------|--------|
| ● rost   | 229410  | 379.00 |



LED E27 | 8W | 240°  
3000K | 880lm | EEK=E  
8kWh/1000h



Art. Nr.: 1005289 | 12.90 CHF



| Artikel                      | Art.Nr. | CHF   |
|------------------------------|---------|-------|
| Erdspieß                     |         |       |
| ● grau                       | 231230  | 55.00 |
| Verbindungsbox IP68, 3-polig |         |       |
| ● schwarz                    | 228730  | 21.30 |



Socket: 1xE27 max. Ø: 4.8 cm | L: 13.9 cm

| Variante | Art.Nr. | CHF    |
|----------|---------|--------|
| ● rost   | 229411  | 439.00 |



LED E27 | 8W | 240°  
4000K | 920lm | EEK=E  
8kWh/1000h



Art. Nr.: 1005290 | 12.90 CHF



| Artikel                      | Art.Nr. | CHF   |
|------------------------------|---------|-------|
| Erdspieß                     |         |       |
| ● grau                       | 231230  | 55.00 |
| Verbindungsbox IP68, 3-polig |         |       |
| ● schwarz                    | 228730  | 21.30 |

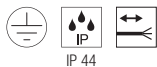
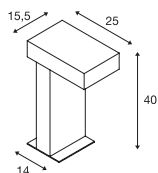


233090 642



229420 643

## RUSTY® PATHLIGHT Pole, TCR-TSE



220-240V ~50/60Hz  
Material: FeCSi-Stahl / Polycarbonat (PC)

- offenes Kabelende



Socket: 1xGX53 max. Ø: 7.5 cm | L: 2.7 cm

| Variante | Art.Nr. | CHF    |
|----------|---------|--------|
| ● rost   | 230090  | 359.00 |



LED GX53 | 6.1W | 120°  
3000K | 490lm | EEK=G  
6kWh/1000h

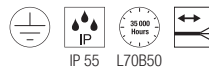
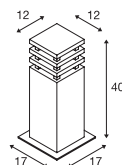


Art. Nr.: 1005271 | 13.50 CHF



| Artikel                      | Art.Nr. | CHF   |
|------------------------------|---------|-------|
| Erdspieß                     |         |       |
| ● grau                       | 229422  | 55.00 |
| Verbindungsbox IP68, 3-polig |         |       |
| ● schwarz                    | 228730  | 21.30 |

## RUSTY® 40 Pole



220-240V ~50/60Hz  
Systemleistung: 9W  
Material: FeCSi-Stahl / Polycarbonat (PC)

- offenes Kabelende



Down 90lm | 3000K


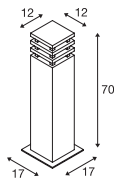
| Variante | Art.Nr. | CHF    |
|----------|---------|--------|
| ● rost   | 233427  | 439.00 |



| Artikel                      | Art.Nr. | CHF   |
|------------------------------|---------|-------|
| Erdspieß                     |         |       |
| ● grau                       | 229422  | 55.00 |
| Verbindungsbox IP68, 3-polig |         |       |
| ● schwarz                    | 228730  | 21.30 |



RUSTY® 70  
Pole



220-240V ~50/60Hz  
Systemleistung: 9W  
Material: FeCSi-Stahl / Polycarbonat (PC)


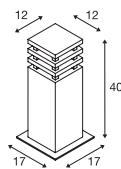
- offenes Kabelende



Down 90lm | 3000K

| Variante | Art.Nr. | CHF    |
|----------|---------|--------|
| ● rost   | 233437  | 529.00 |

RUSTY® 40  
Pole, E27



220-240V ~50/60Hz  
Material: FeCSi-Stahl / Polycarbonat (PC)

- offenes Kabelende



Socket: 1xE27 max. Ø: 4.8 cm | L: 13.9 cm

| Variante | Art.Nr. | CHF    |
|----------|---------|--------|
| ● rost   | 229420  | 379.00 |



LED E27 | 8W | 240°  
3000K | 880lm | EEK=E  
8kWh/1000h

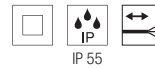
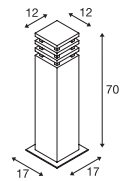


Art. Nr.: 1005289 | 12.90 CHF



| Artikel                      | Art.Nr. | CHF   |
|------------------------------|---------|-------|
| Erdspieß                     |         |       |
| ● grau                       | 229422  | 55.00 |
| Verbindungsbox IP68, 3-polig |         |       |
| ● schwarz                    | 228730  | 21.30 |

RUSTY® 70  
Pole, E27



220-240V ~50/60Hz  
Material: FeCSi-Stahl / Polycarbonat (PC)

- offenes Kabelende



Socket: 1xE27 max. Ø: 4.8 cm | L: 13.9 cm

| Variante | Art.Nr. | CHF    |
|----------|---------|--------|
| ● rost   | 229421  | 449.00 |





LED E27 | 8W | 240°  
4000K | 920lm | EEK=E  
8kWh/1000h



Art. Nr.: 1005290 | 12.90 CHF


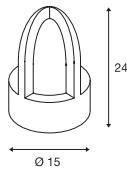


| Artikel                      | Art.Nr. | CHF   |
|------------------------------|---------|-------|
| Erdspieß                     |         |       |
| ● grau                       | 229422  | 55.00 |
| Verbindungsbox IP68, 3-polig |         |       |
| ● schwarz                    | 228730  | 21.30 |





### RUSTY® CONE 24 FL, E14



220-240V ~50/60Hz  
Material: FeCSI-Stahl / Glas

**SOCKET** **INSIDE** <40 W

Socket: 1xE14 max. Ø: 4.8 cm | L: 13.9 cm

| Variante | Art.Nr. | CHF    |
|----------|---------|--------|
| ● rost   | 229430  | 289.00 |


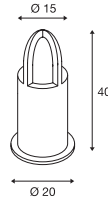


C35 | 4.2W | 320°  
2700K | 350lm | EEK=G  
5kWh/1000h



Art. Nr.: 1005285 | 12.90 CHF

### RUSTY® CONE 40 Pole, E27



220-240V ~50/60Hz  
Material: FeCSI-Stahl / Glas

**SOCKET** **INSIDE** <11 W

Socket: 1xE27 max. Ø: 4.8 cm | L: 13.9 cm

| Variante | Art.Nr. | CHF    |
|----------|---------|--------|
| ● rost   | 229431  | 509.00 |



LED E27 | 8W | 240°  
3000K | 880lm | EEK=E  
8kWh/1000h

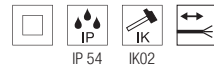
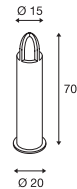


Art. Nr.: 1005289 | 12.90 CHF



| Artikel                      | Art.Nr. | CHF   |
|------------------------------|---------|-------|
| Erdspieß                     |         |       |
| ● grau                       | 229422  | 55.00 |
| Verbindungsbox IP68, 3-polig |         |       |
| ● schwarz                    | 228730  | 21.30 |

### RUSTY® CONE 70 Pole, E27



220-240V ~50/60Hz  
Material: FeCSI-Stahl / Polycarbonat (PC)

**SOCKET** **INSIDE** <11 W

Socket: 1xE27 max. Ø: 4.8 cm | L: 13.9 cm

| Variante | Art.Nr. | CHF    |
|----------|---------|--------|
| ● rost   | 229432  | 679.00 |



LED E27 | 8W | 240°  
3000K | 880lm | EEK=E  
8kWh/1000h




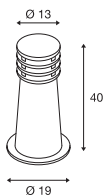
Art. Nr.: 1005289 | 12.90 CHF



| Artikel                      | Art.Nr. | CHF   |
|------------------------------|---------|-------|
| Erdspieß                     |         |       |
| ● grau                       | 229422  | 55.00 |
| Verbindungsbox IP68, 3-polig |         |       |
| ● schwarz                    | 228730  | 21.30 |

• offenes Kabelende

RUSTY® 40  
Pole, E27



220-240V ~50/60Hz  
Material: FeCSI-Stahl / Polycarbonat (PC)

- offenes Kabelende



Socket: 1xE27 max. Ø: 4.8 cm | L: 13.9 cm

| Variante | Art.Nr. | CHF    |
|----------|---------|--------|
| ● rost   | 229020  | 345.00 |



LED E27 | 8W | 240°  
4000K | 920lm | EEK=E  
8kWh/1000h


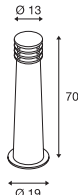


Art. Nr.: 1005290 | 12.90 CHF



| Artikel                      | Art.Nr. | CHF   |
|------------------------------|---------|-------|
| Erdspieß                     |         |       |
| ● edelstahl                  | 229022  | 64.00 |
| Verbindungsbox IP68, 3-polig |         |       |
| ● schwarz                    | 228730  | 21.30 |

RUSTY® 70  
Pole, E27



220-240V ~50/60Hz  
Material: FeCSI-Stahl / Polycarbonat (PC)

- offenes Kabelende



Socket: 1xE27 max. Ø: 4.8 cm | L: 13.9 cm

| Variante | Art.Nr. | CHF    |
|----------|---------|--------|
| ● rost   | 229021  | 439.00 |



LED E27 | 8W | 240°  
3000K | 880lm | EEK=E  
8kWh/1000h




Art. Nr.: 1005289 | 12.90 CHF



| Artikel                      | Art.Nr. | CHF   |
|------------------------------|---------|-------|
| Erdspieß                     |         |       |
| ● edelstahl                  | 229022  | 64.00 |
| Verbindungsbox IP68, 3-polig |         |       |
| ● schwarz                    | 228730  | 21.30 |




229020 646



231410 647



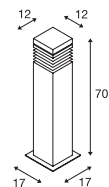
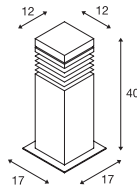
229021 646



231411 647

**ARROCK GRANITE 40**  
Pole, square, E27

**ARROCK GRANITE 70**  
Pole, square, E27



220-240V ~50/60Hz  
Material: Granit / Edelstahl 304

220-240V ~50/60Hz  
Material: Granit / Edelstahl 304



Socket: 1xE27 max. Ø: 5.2 cm | L: 11.5 cm

Socket: 1xE27 max. Ø: 5.2 cm | L: 11.5 cm

| Variante | Art.Nr. | CHF    |
|----------|---------|--------|
| ● grau   | 231410  | 459.00 |

| Variante | Art.Nr. | CHF    |
|----------|---------|--------|
| ● grau   | 231411  | 529.00 |



LED E27 | 8W | 240°  
3000K | 880lm | EEK=E  
8kWh/1000h



Art. Nr.: 1005289 | 12.90 CHF



LED E27 | 8W | 240°  
4000K | 920lm | EEK=E  
8kWh/1000h



Art. Nr.: 1005290 | 12.90 CHF

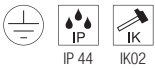
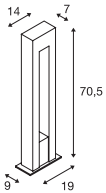


| Artikel                      | Art.Nr. | CHF   |
|------------------------------|---------|-------|
| Erdspieß                     |         |       |
| ● edelstahl                  | 229022  | 64.00 |
| Verbindungsbox IP68, 3-polig |         |       |
| ● schwarz                    | 228730  | 21.30 |



| Artikel                      | Art.Nr. | CHF   |
|------------------------------|---------|-------|
| Erdspieß                     |         |       |
| ● edelstahl                  | 229022  | 64.00 |
| Verbindungsbox IP68, 3-polig |         |       |
| ● schwarz                    | 228730  | 21.30 |

ARROCK ARC  
Pole, QPAR51



220-240V ~50/60Hz  
Material: Granit / Edelstahl 304



Socket: 1xGU10 max. Ø: 5.1 cm | L: 7.6 cm

| Variante | Art.Nr. | CHF    |
|----------|---------|--------|
| ● grau   | 231420  | 459.00 |




LED GU10 51mm | 6W | 38°  
2700K | 450lm | EEK=F  
6kWh/1000h



Art. Nr.: 1005075 | 10.60 CHF



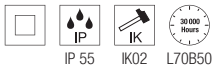
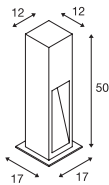
| Artikel  | Art.Nr. | CHF   |
|----------|---------|-------|
| Erdspieß |         |       |
| ● grau   | 231233  | 64.00 |







### ARROCK STONE 50 Pole



220-240V ~50/60Hz | 700mA  
Systemleistung: 9W  
Material: Basalt / Edelstahl 304



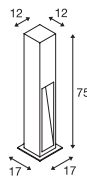
Down 330lm | 3000K

| Variante | Art.Nr. | CHF    |
|----------|---------|--------|
| ● grau   | 231370  | 509.00 |



| Artikel  | Art.Nr. | CHF   |
|----------|---------|-------|
| Erdspieß |         |       |
| ● grau   | 231233  | 64.00 |

### ARROCK STONE 75 Pole



220-240V ~50/60Hz | 700mA  
Systemleistung: 9W  
Material: Basalt / Edelstahl 304



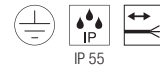
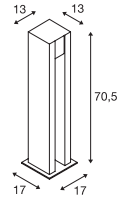
Down 330lm | 3000K

| Variante | Art.Nr. | CHF    |
|----------|---------|--------|
| ● grau   | 231371  | 579.00 |



| Artikel  | Art.Nr. | CHF   |
|----------|---------|-------|
| Erdspieß |         |       |
| ● grau   | 231233  | 64.00 |

### ARROCK SLOT Pole, QPAR51



220-240V ~50/60Hz  
Material: Granit / Edelstahl 304

- offenes Kabelende



Socket: 1xGU10

| Variante | Art.Nr. | CHF    |
|----------|---------|--------|
| ● grau   | 231440  | 509.00 |



LED GU10 51mm | 6W | 38°  
2700K | 450lm | EEK=F  
6kWh/1000h



Art. Nr.: 1005076 | 10.60 CHF

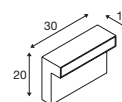


| Artikel                      | Art.Nr. | CHF   |
|------------------------------|---------|-------|
| Erdspieß                     |         |       |
| ● grau                       | 231235  | 64.00 |
| Verbindungsbox IP68, 3-polig |         |       |
| ● schwarz                    | 228730  | 21.30 |



1003535 651

## L-LINE OUT 30 FL, vertikal



1003538 651



220-240V ~50/60Hz | 500mA  
Systemleistung: 11.5W  
Material: Aluminium / Polycarbonat (PC)

- Die Lichtfarbe muss vor der Installation eingestellt werden
- offenes Kabelende



CRI  
80

Down 800lm | 3000K | 810lm | 4000K

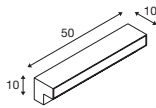
| Variante    | Art.Nr. | CHF    |
|-------------|---------|--------|
| ● anthrazit | 1003536 | 259.00 |



| Artikel                      | Art.Nr. | CHF   |
|------------------------------|---------|-------|
| Verbindungsbox IP68, 3-polig |         |       |
| ● schwarz                    | 228730  | 21.30 |



### L-LINE OUT 60 FL, vertikal



220-240V ~50/60Hz | 500mA  
Systemleistung: 11.5W  
Material: Aluminium / Polycarbonat (PC)

- Die Lichtfarbe muss vor der Installation eingestellt werden
- offenes Kabelende



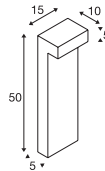
Down 780lm | 3000K | 800lm | 4000K

| Variante    | Art.Nr. | CHF    |
|-------------|---------|--------|
| ● anthrazit | 1003535 | 279.00 |



| Artikel                      | Art.Nr. | CHF   |
|------------------------------|---------|-------|
| Verbindungsbox IP68, 3-polig |         |       |
| ● schwarz                    | 228730  | 21.30 |

### L-LINE OUT 50 Pole, horizontal



220-240V ~50/60Hz | 350mA  
Systemleistung: 7W  
Material: Aluminium / Polycarbonat (PC)

- Die Lichtfarbe muss vor der Installation eingestellt werden
- offenes Kabelende



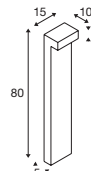
Down 490lm | 3000K | 530lm | 4000K

| Variante    | Art.Nr. | CHF    |
|-------------|---------|--------|
| ● anthrazit | 1003537 | 219.00 |



| Artikel                      | Art.Nr. | CHF   |
|------------------------------|---------|-------|
| Verbindungsbox IP68, 3-polig |         |       |
| ● schwarz                    | 228730  | 21.30 |

### L-LINE OUT 80 Pole, horizontal



220-240V ~50/60Hz | 350mA  
Systemleistung: 7W  
Material: Aluminium / Polycarbonat (PC)

- Die Lichtfarbe muss vor der Installation eingestellt werden
- offenes Kabelende



Down 490lm | 3000K | 530lm | 4000K

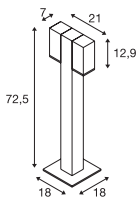
| Variante    | Art.Nr. | CHF    |
|-------------|---------|--------|
| ● anthrazit | 1003538 | 259.00 |



| Artikel                      | Art.Nr. | CHF   |
|------------------------------|---------|-------|
| Verbindungsbox IP68, 3-polig |         |       |
| ● schwarz                    | 228730  | 21.30 |

# THEO PATHLIGHT

Pole, double



220-240V ~50/60Hz  
Material: Aluminium



Socket: 2xGU10

| Variante    | Art.Nr. | CHF    |
|-------------|---------|--------|
| ● anthrazit | 1002871 | 299.00 |



LED GU10 51mm | 6W | 38°  
2700K | 450lm | EEK=F  
6kWh/1000h



Art. Nr.: 1005077 | 10.60 CHF



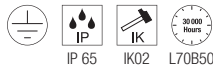
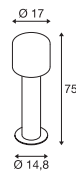
| Artikel                      | Art.Nr. | CHF   |
|------------------------------|---------|-------|
| Verbindungsbox IP68, 3-polig |         |       |
| ● schwarz                    | 228730  | 21.30 |



1002871 652



### OVALISK 75 Pole



220-240V ~50/60Hz | 500mA  
 Systemleistung: 9.2W  
 Material: Aluminium / Glas



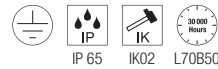
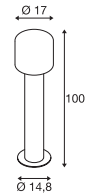
Down 580lm | 3000K | 630lm | 4000K

| Variante    | Art.Nr. | CHF    |
|-------------|---------|--------|
| ● anthrazit | 1004680 | 359.00 |



| Artikel                      | Art.Nr. | CHF   |
|------------------------------|---------|-------|
| Betonanker                   |         |       |
| ○ silber                     | 228712  | 79.00 |
| Erdspieß                     |         |       |
| ● grau                       | 228722  | 74.00 |
| Verbindungsbox IP68, 3-polig |         |       |
| ● schwarz                    | 228730  | 21.30 |

### OVALISK 100 Pole



220-240V ~50/60Hz | 500mA  
 Systemleistung: 9.2W  
 Material: Aluminium / Glas



Down 580lm | 3000K | 630lm | 4000K


| Variante    | Art.Nr. | CHF    |
|-------------|---------|--------|
| ● anthrazit | 1004681 | 390.00 |



1004680 653



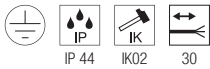
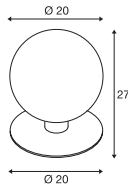
1002000 655



1002001 655



GLOO PURE 27  
Pole, E27



220-240V ~50/60Hz  
Material: Aluminium / Glas

- offenes Kabelende



Socket: 1xE27 max. Ø: 4.8 cm | L: 18 cm

| Variante    | Art.Nr. | CHF    |
|-------------|---------|--------|
| ● anthrazit | 1001999 | 117.00 |



| 13.5W | 240°  
3000K | 1520lm | EEK=E  
14kWh/1000h

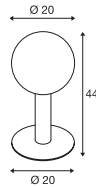


Art. Nr.: 1005307 | 13.80 CHF



| Artikel                      | Art.Nr. | CHF   |
|------------------------------|---------|-------|
| Erdspieß                     |         |       |
| ● grau                       | 231234  | 64.00 |
| Verbindungsbox IP68, 3-polig |         |       |
| ● schwarz                    | 228730  | 21.30 |

GLOO PURE 44  
Pole, E27



220-240V ~50/60Hz  
Material: Aluminium / Glas

- offenes Kabelende



Socket: 1xE27 max. Ø: 4.8 cm | L: 18 cm

| Variante    | Art.Nr. | CHF    |
|-------------|---------|--------|
| ● anthrazit | 1002000 | 149.00 |



LED E27 | 8W | 240°  
3000K | 880lm | EEK=E  
8kWh/1000h

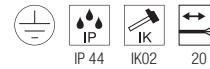
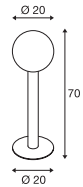


Art. Nr.: 1005289 | 12.90 CHF



| Artikel                      | Art.Nr. | CHF   |
|------------------------------|---------|-------|
| Erdspieß                     |         |       |
| ● grau                       | 231234  | 64.00 |
| Verbindungsbox IP68, 3-polig |         |       |
| ● schwarz                    | 228730  | 21.30 |

GLOO PURE 70  
Pole, E27



220-240V ~50/60Hz  
Material: Aluminium / Glas

- offenes Kabelende



Socket: 1xE27 max. Ø: 4.8 cm | L: 18 cm

| Variante    | Art.Nr. | CHF    |
|-------------|---------|--------|
| ● anthrazit | 1002001 | 160.00 |



| 13.5W | 240°  
3000K | 1520lm | EEK=E  
14kWh/1000h



Art. Nr.: 1005307 | 13.80 CHF



| Artikel                      | Art.Nr. | CHF   |
|------------------------------|---------|-------|
| Erdspieß                     |         |       |
| ● grau                       | 231234  | 64.00 |
| Verbindungsbox IP68, 3-polig |         |       |
| ● schwarz                    | 228730  | 21.30 |



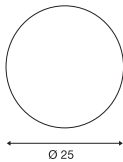
227221    657

227219    657





ROTOBALL 25  
FL, E27



220-240V ~50/60Hz  
Material: Stahl / Polyethylen (PE)

- IP 44 Konturenstecker



Socket: 1xE27

| Variante | Art.Nr. | CHF    |
|----------|---------|--------|
| ○ weiß   | 227219  | 202.00 |

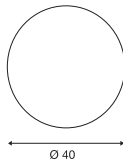


A60 | 7.5W | 320°  
2700K | 800lm | EEK=F  
8kWh/1000h



Art. Nr.: 1005303 | 12.90 CHF

ROTOBALL 40  
FL, E27



220-240V ~50/60Hz  
Material: Stahl / Polyethylen (PE)

- IP44 Schutzkontaktstecker



Socket: 1xE27 max. Ø: 9.5 cm

| Variante | Art.Nr. | CHF    |
|----------|---------|--------|
| ○ weiß   | 227220  | 229.00 |

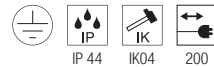
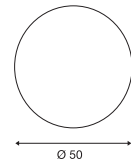


LED E27 | 8W | 240°  
3000K | 880lm | EEK=E  
8kWh/1000h



Art. Nr.: 1005289 | 12.90 CHF

ROTOBALL 50  
FL, E27



220-240V ~50/60Hz  
Material: Stahl / Polyethylen (PE)

- IP44 Schutzkontaktstecker



Socket: 1xE27 max. Ø: 9.5 cm

| Variante | Art.Nr. | CHF    |
|----------|---------|--------|
| ○ weiß   | 227221  | 279.00 |



A60 | 7.5W | 320°  
2700K | 800lm | EEK=F  
8kWh/1000h




Art. Nr.: 1005303 | 12.90 CHF



232065 659



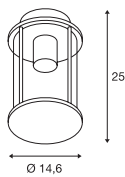
232075 659



230465 659



## PHOTONIA PD, E27



220-240V ~50/60Hz  
Material: Aluminium / Glas

- Kette für Abhängung inkl.
- IP44 Schutzkontaktstecker

**SOCKET INSIDE** <60 W

Socket: 1xE27 max. Ø: 9 cm | L: 15 cm

| Variante    | Art.Nr. | CHF    |
|-------------|---------|--------|
| ● anthrazit | 232065  | 289.00 |



LED E27 | 7.5W | 320°  
2700K | 800lm | EEK=F  
8kWh/1000h

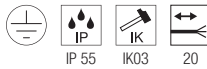


Art. Nr.: 1005268 | 13.80 CHF



| Artikel       | Art.Nr. | CHF   |
|---------------|---------|-------|
| Deckenrosette |         |       |
| ● anthrazit   | 1000398 | 88.00 |

## PHOTONIA Pole, E27



220-240V ~50/60Hz  
Material: Aluminium / Glas

- offenes Kabelende

**SOCKET INSIDE** <60 W

Socket: 1xE27 max. Ø: 9 cm | L: 15 cm

| Variante    | Art.Nr. | CHF    |
|-------------|---------|--------|
| ● anthrazit | 232075  | 359.00 |



LED E27 | 7.5W | 320°  
2500K | 700lm | EEK=F  
8kWh/1000h

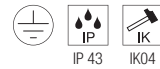
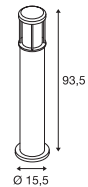


Art. Nr.: 1005265 | 33.00 CHF



| Artikel                      | Art.Nr. | CHF   |
|------------------------------|---------|-------|
| Betonanker                   |         |       |
| ● edelstahl                  | 232085  | 64.00 |
| Verbindungsbox IP68, 3-polig |         |       |
| ● schwarz                    | 228730  | 21.30 |

## OTOS GLAS Pole, E27



220-240V ~50/60Hz  
Material: Aluminium / Glas

- Betonanker inkl.

**SOCKET INSIDE** <15 W

Socket: 1xE27 max. Ø: 6.5 cm | L: 14.5 cm

| Variante    | Art.Nr. | CHF    |
|-------------|---------|--------|
| ● anthrazit | 230465  | 169.00 |



A60 | 7.5W | 320°  
2700K | 800lm | EEK=F  
8kWh/1000h

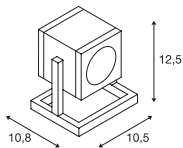


Art. Nr.: 1005303 | 12.90 CHF



| Artikel                      | Art.Nr. | CHF   |
|------------------------------|---------|-------|
| Schraubenset                 |         |       |
| ● edelstahl                  | 228753  | 12.75 |
| Verbindungsbox IP68, 3-polig |         |       |
| ● schwarz                    | 228730  | 21.30 |

CUBIX  
FL, QPAR51



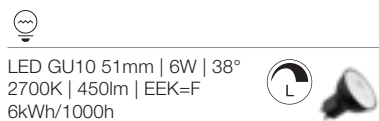
220-240V ~50/60Hz  
Material: Aluminium / Glas

- IP44 Schutzkontaktstecker



Socket: 1xGU10

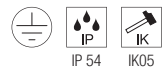
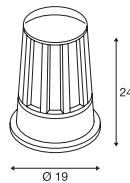
| Variante    | Art.Nr. | CHF    |
|-------------|---------|--------|
| ● anthrazit | 132835  | 138.00 |



LED GU10 51mm | 6W | 38°  
2700K | 450lm | EEK=F  
6kWh/1000h

Art. Nr.: 1005077 | 10.60 CHF

CONE  
FL, E27

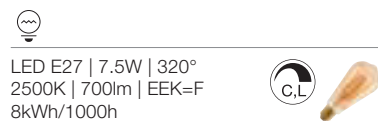


220-240V ~50/60Hz  
Material: Aluminium / Glas



Socket: 1xE27 max. L: 15 cm

| Variante    | Art.Nr. | CHF    |
|-------------|---------|--------|
| ● anthrazit | 230435  | 125.00 |



LED E27 | 7.5W | 320°  
2500K | 700lm | EEK=F  
8kWh/1000h

Art. Nr.: 1005265 | 33.00 CHF



132835 660



230435 660

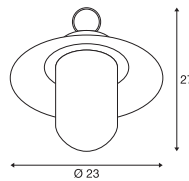


1000821 661



1000822 661

### MOLAT PD, E27



220-240V ~50/60Hz  
Material: Aluminium / Glas

- Kette für Abhängung inkl.
- IP44 Schutzkontaktstecker



Socket: 1xE27 max. Ø: 6.5 cm L: 14.5 cm

| Variante    | Art.Nr. | CHF    |
|-------------|---------|--------|
| ● anthrazit | 1000821 | 185.00 |



LED E27 | 7.5W | 320°  
2700K | 800lm | EEK=F  
8kWh/1000h

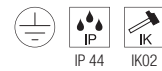
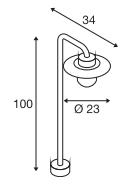


Art. Nr.: 1005268 | 13.80 CHF



| Artikel       | Art.Nr. | CHF   |
|---------------|---------|-------|
| Deckenrosette |         |       |
| ● anthrazit   | 1000398 | 88.00 |

### MOLAT Pole, E27



220-240V ~50/60Hz  
Material: Aluminium / Glas



Socket: 1xE27 max. Ø: 6.5 cm L: 14.5 cm

| Variante    | Art.Nr. | CHF    |
|-------------|---------|--------|
| ● anthrazit | 1000822 | 239.00 |



LED E27 | 7.5W | 320°  
2500K | 700lm | EEK=F  
8kWh/1000h

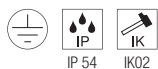
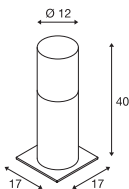


Art. Nr.: 1005265 | 33.00 CHF



| Artikel  | Art.Nr. | CHF   |
|----------|---------|-------|
| Erdspieß |         |       |
| ● grau   | 230060  | 64.00 |

LISENNE 40  
Pole, E27



220-240V ~50/60Hz  
Material: Basalt / Glas



Socket: 1xE27    max. Ø: 5.9 cm    L: 15 cm

| Variante | Art.Nr. | CHF    |
|----------|---------|--------|
| ● grau   | 1000665 | 475.00 |



LED E27 | 7.5W | 320°  
2700K | 800lm | EEK=F  
8kWh/1000h

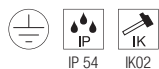
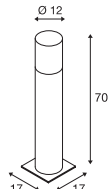


Art. Nr.: 1005268 | 13.80 CHF



| Artikel  | Art.Nr. | CHF   |
|----------|---------|-------|
| Erdspieß |         |       |
| ● grau   | 229422  | 55.00 |

LISENNE 70  
Pole, E27



220-240V ~50/60Hz  
Material: Basalt / Glas



Socket: 1xE27    max. Ø: 5.9 cm    L: 15 cm

| Variante | Art.Nr. | CHF    |
|----------|---------|--------|
| ● grau   | 1000666 | 539.00 |



LED E27 | 7.5W | 320°  
2700K | 800lm | EEK=F  
8kWh/1000h



Art. Nr.: 1005268 | 13.80 CHF



| Artikel  | Art.Nr. | CHF   |
|----------|---------|-------|
| Erdspieß |         |       |
| ● grau   | 229422  | 55.00 |

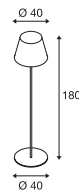
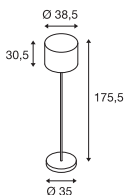


228965    663



ADEGAN MANILA  
FL, E27

ADEGAN  
FL, E27



220-240V ~50/60Hz  
Material: Granit / Edelstahl

- IP44 Schutzkontaktstecker



Socket: 1xE27 max. Ø: 4.8 cm | L: 18 cm

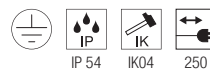
| Variante                | Art.Nr. | CHF    |
|-------------------------|---------|--------|
| ● edelstahl / anthrazit | 1002494 | 499.00 |



LED E27 | 8W | 240°  
3000K | 880lm | EEK=E  
8kWh/1000h



Art. Nr.: 1005289 | 12.90 CHF



220-240V ~50/60Hz  
Material: Aluminium / Polycarbonat (PC)

- IP44 Schutzkontaktstecker



Socket: 1xE27 max. Ø: 5.2 cm

| Variante    | Art.Nr. | CHF    |
|-------------|---------|--------|
| ● anthrazit | 228965  | 399.00 |



LED E27 | 8W | 240°  
3000K | 880lm | EEK=E  
8kWh/1000h



Art. Nr.: 1005289 | 12.90 CHF



| Artikel     | Art.Nr. | CHF   |
|-------------|---------|-------|
| Erdspieß    |         |       |
| ● anthrazit | 228960  | 48.00 |



228935    665



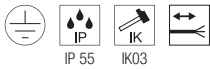
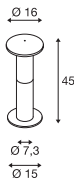
228925    665





### ALPA MUSHROOM 45

Pole, E27



220-240V ~50/60Hz  
Material: Aluminium / Polycarbonat (PC)

- offenes Kabelende



Socket: 1xE27 max. Ø: 5.2 cm | L: 16 cm

| Variante    | Art.Nr. | CHF    |
|-------------|---------|--------|
| ● anthrazit | 228935  | 149.00 |



LED E27 | 8W | 240°  
3000K | 880lm | EEK=E  
8kWh/1000h



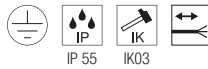
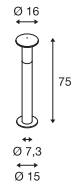
Art. Nr.: 1005289 | 12.90 CHF



| Artikel                      | Art.Nr. | CHF   |
|------------------------------|---------|-------|
| Betonanker                   |         |       |
| ○ silber                     | 228712  | 79.00 |
| Erdspieß                     |         |       |
| ● grau                       | 228722  | 74.00 |
| Verbindungsbox IP68, 3-polig |         |       |
| ● schwarz                    | 228730  | 21.30 |

### ALPA MUSHROOM 75

Pole, E27



220-240V ~50/60Hz  
Material: Aluminium / Polycarbonat (PC)

- offenes Kabelende



Socket: 1xE27 max. Ø: 5.2 cm | L: 16 cm

| Variante    | Art.Nr. | CHF    |
|-------------|---------|--------|
| ● anthrazit | 228945  | 209.00 |



LED E27 | 8W | 240°  
3000K | 880lm | EEK=E  
8kWh/1000h



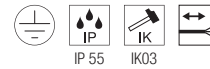
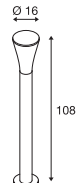
Art. Nr.: 1005289 | 12.90 CHF



| Artikel                      | Art.Nr. | CHF   |
|------------------------------|---------|-------|
| Betonanker                   |         |       |
| ○ silber                     | 228712  | 79.00 |
| Erdspieß                     |         |       |
| ● grau                       | 228722  | 74.00 |
| Verbindungsbox IP68, 3-polig |         |       |
| ● schwarz                    | 228730  | 21.30 |

### ALPA CONE 100

Pole, E27



220-240V ~50/60Hz  
Material: Aluminium / Polycarbonat (PC)

- offenes Kabelende



Socket: 1xE27 max. Ø: 5.2 cm | L: 17.5 cm

| Variante    | Art.Nr. | CHF    |
|-------------|---------|--------|
| ● anthrazit | 228925  | 229.00 |



| 13.5W | 240°  
3000K | 1520lm | EEK=E  
14kWh/1000h

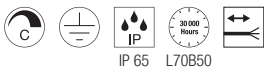
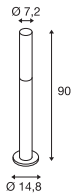


Art. Nr.: 1005307 | 13.80 CHF



| Artikel                      | Art.Nr. | CHF   |
|------------------------------|---------|-------|
| Betonanker                   |         |       |
| ○ silber                     | 228712  | 79.00 |
| Erdspieß                     |         |       |
| ● grau                       | 228722  | 74.00 |
| Verbindungsbox IP68, 3-polig |         |       |
| ● schwarz                    | 228730  | 21.30 |

APONI 90  
Pole, PHASE



220-240V ~50/60Hz | 500mA  
Systemleistung: 6.3W  
Material: Aluminium

- offenes Kabelende



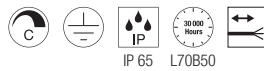
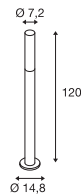
Down 520lm | 3000K

| Variante    | Art.Nr. | CHF    |
|-------------|---------|--------|
| ● anthrazit | 1000682 | 289.00 |



| Artikel                      | Art.Nr. | CHF   |
|------------------------------|---------|-------|
| Verbindungsbox IP68, 3-polig |         |       |
| ● schwarz                    | 228730  | 21.30 |

APONI 120  
Pole, PHASE



220-240V ~50/60Hz | 500mA  
Systemleistung: 6.3W  
Material: Aluminium

- offenes Kabelende



Down 520lm | 3000K

| Variante    | Art.Nr. | CHF    |
|-------------|---------|--------|
| ● anthrazit | 1000683 | 379.00 |



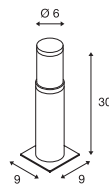
| Artikel                      | Art.Nr. | CHF   |
|------------------------------|---------|-------|
| Verbindungsbox IP68, 3-polig |         |       |
| ● schwarz                    | 228730  | 21.30 |





1000682 666

### TRUST 30 Pole



220-240V ~50/60Hz  
Systemleistung: 9W  
Material: Edelstahl 316



Down 400lm | 3000K

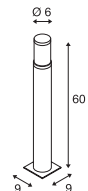
| Variante    | Art.Nr. | CHF    |
|-------------|---------|--------|
| ● edelstahl | 228100  | 279.00 |



| Artikel                      | Art.Nr. | CHF    |
|------------------------------|---------|--------|
| Erdspieß                     |         |        |
| ● schwarz                    | 227922  | 64.00  |
| Raster ringförmig            |         |        |
| ● edelstahl                  | 228130  | 117.00 |
| Verbindungsbox IP68, 3-polig |         |        |
| ● schwarz                    | 228730  | 21.30  |

228110 667

### TRUST 60 Pole



220-240V ~50/60Hz  
Systemleistung: 9W  
Material: Edelstahl 316



Down 400lm | 3000K

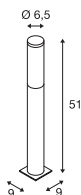
| Variante    | Art.Nr. | CHF    |
|-------------|---------|--------|
| ● edelstahl | 228110  | 359.00 |



| Artikel                      | Art.Nr. | CHF    |
|------------------------------|---------|--------|
| Erdspieß                     |         |        |
| ● schwarz                    | 227922  | 64.00  |
| Raster ringförmig            |         |        |
| ● edelstahl                  | 228130  | 117.00 |
| Verbindungsbox IP68, 3-polig |         |        |
| ● schwarz                    | 228730  | 21.30  |



**BIG NAILS 50**  
POLE, E27



220-240V ~50/60Hz  
Material: Edelstahl 304 / Polycarbonat (PC)



Socket: 1xE27 max. Ø: 4.5 cm L: 17 cm

| Variante    | Art.Nr. | CHF    |
|-------------|---------|--------|
| ● edelstahl | 229162  | 192.00 |



LED E27 | 8W | 240°  
3000K | 880lm | EEK=E  
8kWh/1000h



Art. Nr.: 1005289 | 12.90 CHF



| Artikel   | Art.Nr. | CHF   |
|-----------|---------|-------|
| Erdspieß  |         |       |
| ● schwarz | 227922  | 64.00 |

**BIG NAILS 80**  
POLE, E27



220-240V ~50/60Hz  
Material: Edelstahl 304 / Polycarbonat (PC)



Socket: 1xE27 max. Ø: 4.5 cm L: 17 cm

| Variante    | Art.Nr. | CHF    |
|-------------|---------|--------|
| ● edelstahl | 229172  | 209.00 |



| 13.5W | 240°  
3000K | 1520lm | EEK=E  
14kWh/1000h



Art. Nr.: 1005307 | 13.80 CHF



| Artikel   | Art.Nr. | CHF   |
|-----------|---------|-------|
| Erdspieß  |         |       |
| ● schwarz | 227922  | 64.00 |



229162 668



229172 668


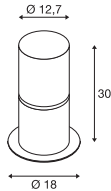


1001490 669



### ROX ACRYL 30

Pole, E27



220-240V ~50/60Hz  
Material: Edelstahl 304



Socket: 1xE27 max. Ø: 6 cm | L: 15 cm

| Variante    | Art.Nr. | CHF    |
|-------------|---------|--------|
| ● edelstahl | 1001488 | 209.00 |



LED E27 | 8W | 240°  
3000K | 880lm | EEK=E  
8kWh/1000h




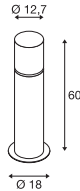
Art. Nr.: 1005289 | 12.90 CHF



| Artikel        | Art.Nr. | CHF   |
|----------------|---------|-------|
| Betonanker     |         |       |
| ● edelstahl    | 1001494 | 33.00 |
| Erdspieß       |         |       |
| ● grau         | 231234  | 64.00 |
| T-Verbinderbox |         |       |
| ● schwarz      | 228726  | 33.00 |

### ROX ACRYL 60

Pole, E27



220-240V ~50/60Hz  
Material: Edelstahl 304



Socket: 1xE27 max. Ø: 6 cm | L: 15 cm

| Variante    | Art.Nr. | CHF    |
|-------------|---------|--------|
| ● edelstahl | 1001489 | 229.00 |



LED E27 | 8W | 240°  
3000K | 880lm | EEK=E  
8kWh/1000h



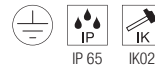
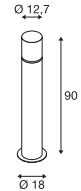
Art. Nr.: 1005289 | 12.90 CHF



| Artikel        | Art.Nr. | CHF   |
|----------------|---------|-------|
| Betonanker     |         |       |
| ● edelstahl    | 1001494 | 33.00 |
| Erdspieß       |         |       |
| ● grau         | 231234  | 64.00 |
| T-Verbinderbox |         |       |
| ● schwarz      | 228726  | 33.00 |

### ROX ACRYL 90

Pole, E27



220-240V ~50/60Hz  
Material: Edelstahl 304



Socket: 1xE27 max. Ø: 6 cm | L: 15 cm

| Variante    | Art.Nr. | CHF    |
|-------------|---------|--------|
| ● edelstahl | 1001490 | 255.00 |



| 13.5W | 240°  
3000K | 1520lm | EEK=E  
14kWh/1000h



Art. Nr.: 1005307 | 13.80 CHF



| Artikel        | Art.Nr. | CHF   |
|----------------|---------|-------|
| Betonanker     |         |       |
| ● edelstahl    | 1001494 | 33.00 |
| Erdspieß       |         |       |
| ● grau         | 231234  | 64.00 |
| T-Verbinderbox |         |       |
| ● schwarz      | 228726  | 33.00 |



230066 671

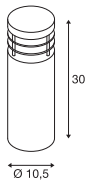


23006 671



### VAP SLIM 30

Pole, E27



220-240V ~50/60Hz  
Material: Edelstahl 304



Socket: 1xE27 max. Ø: 5.1 cm | L: 12.6 cm

| Variante    | Art.Nr. | CHF    |
|-------------|---------|--------|
| ● edelstahl | 230063  | 209.00 |



LED E27 | 8W | 240°  
3000K | 880lm | EEK=E  
8kWh/1000h



Art. Nr.: 1005289 | 12.90 CHF



| Artikel     | Art.Nr. | CHF   |
|-------------|---------|-------|
| Betonanker  |         |       |
| ● edelstahl | 230061  | 29.90 |
| Erdspieß    |         |       |
| ● grau      | 230060  | 64.00 |

### VAP SLIM 60

Pole, E27



220-240V ~50/60Hz  
Material: Edelstahl 304



Socket: 1xE27 max. Ø: 5.1 cm | L: 12.6 cm

| Variante    | Art.Nr. | CHF    |
|-------------|---------|--------|
| ● edelstahl | 230066  | 229.00 |



LED E27 | 8W | 240°  
4000K | 920lm | EEK=E  
8kWh/1000h




Art. Nr.: 1005290 | 12.90 CHF



| Artikel     | Art.Nr. | CHF   |
|-------------|---------|-------|
| Betonanker  |         |       |
| ● edelstahl | 230061  | 29.90 |
| Erdspieß    |         |       |
| ● grau      | 230060  | 64.00 |

### VAP SLIM 90

Pole, E27



220-240V ~50/60Hz  
Material: Edelstahl 304



Socket: 1xE27 max. Ø: 5.1 cm | L: 12.6 cm

| Variante    | Art.Nr. | CHF    |
|-------------|---------|--------|
| ● edelstahl | 230069  | 279.00 |



LED E27 | 8W | 240°  
3000K | 880lm | EEK=E  
8kWh/1000h

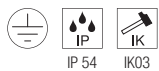
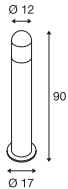


Art. Nr.: 1005289 | 12.90 CHF



| Artikel     | Art.Nr. | CHF   |
|-------------|---------|-------|
| Betonanker  |         |       |
| ● edelstahl | 230061  | 29.90 |
| Erdspieß    |         |       |
| ● grau      | 230060  | 64.00 |

C-POL  
POLE, E27



220-240V ~50/60Hz  
Material: Aluminium / Polycarbonat (PC)




Socket: 1xE27 max. Ø: 5.2 cm | L: 17.3 cm

| Variante    | Art.Nr. | CHF    |
|-------------|---------|--------|
| ● anthrazit | 231475  | 239.00 |

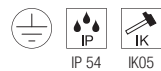
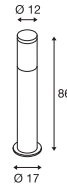

 | 13.5W | 240°  
 3000K | 1520lm | EEK=E  
 14kWh/1000h
 

Art. Nr.: 1005307 | 13.80 CHF



| Artikel                                   | Art.Nr. | CHF   |
|---|---------|-------|
| Verbindungsbox IP68, 3-polig<br>● schwarz | 228730  | 21.30 |

F-POL  
POLE, E27





220-240V ~50/60Hz  
Material: Aluminium / Polycarbonat (PC)




Socket: 1xE27 max. Ø: 5.1 cm | L: 14.8 cm



| Variante    | Art.Nr. | CHF    |
|-------------|---------|--------|
| ● anthrazit | 231595  | 239.00 |


 LED E27 | 8W | 240°  
 3000K | 880lm | EEK=E  
 8kWh/1000h
 

Art. Nr.: 1005289 | 12.90 CHF



| Artikel                                   | Art.Nr. | CHF   |
|---|---------|-------|
| Verbindungsbox IP68, 3-polig<br>● schwarz | 228730  | 21.30 |

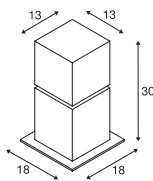






## SQUARE POLE 30

Pole, E27



220-240V ~50/60Hz  
Material: Edelstahl 304



Socket: 1xE27 max. Ø: 6 cm | L: 15 cm

| Variante    | Art.Nr. | CHF    |
|-------------|---------|--------|
| ● edelstahl | 1000344 | 289.00 |



LED E27 | 8W | 240°  
3000K | 880lm | EEK=E  
8kWh/1000h



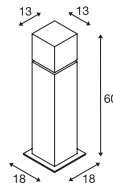
Art. Nr.: 1005289 | 12.90 CHF



| Artikel                      | Art.Nr. | CHF   |
|------------------------------|---------|-------|
| Betonanker                   |         |       |
| ● edelstahl                  | 1000343 | 64.00 |
| Erdspieß                     |         |       |
| ● grau                       | 231234  | 64.00 |
| Verbindungsbox IP68, 3-polig |         |       |
| ● schwarz                    | 228730  | 21.30 |

## SQUARE POLE 60

Pole, E27



220-240V ~50/60Hz  
Material: Edelstahl 304



Socket: 1xE27 max. Ø: 6 cm | L: 15 cm

| Variante    | Art.Nr. | CHF    |
|-------------|---------|--------|
| ● edelstahl | 1000345 | 359.00 |



| 13.5W | 240°  
3000K | 1520lm | EEK=E  
14kWh/1000h



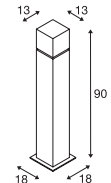
Art. Nr.: 1005307 | 13.80 CHF



| Artikel                      | Art.Nr. | CHF   |
|------------------------------|---------|-------|
| Betonanker                   |         |       |
| ● edelstahl                  | 1000343 | 64.00 |
| Erdspieß                     |         |       |
| ● grau                       | 231234  | 64.00 |
| Verbindungsbox IP68, 3-polig |         |       |
| ● schwarz                    | 228730  | 21.30 |

## SQUARE POLE 90

Pole, E27



220-240V ~50/60Hz  
Material: Edelstahl 304



Socket: 1xE27 max. Ø: 6 cm | L: 15 cm

| Variante    | Art.Nr. | CHF    |
|-------------|---------|--------|
| ● edelstahl | 1000346 | 399.00 |



| 13.5W | 240°  
3000K | 1520lm | EEK=E  
14kWh/1000h



Art. Nr.: 1005307 | 13.80 CHF



| Artikel                      | Art.Nr. | CHF   |
|------------------------------|---------|-------|
| Betonanker                   |         |       |
| ● edelstahl                  | 1000343 | 64.00 |
| Erdspieß                     |         |       |
| ● grau                       | 231234  | 64.00 |
| Verbindungsbox IP68, 3-polig |         |       |
| ● schwarz                    | 228730  | 21.30 |

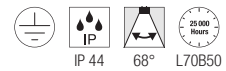
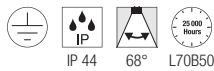
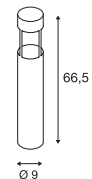
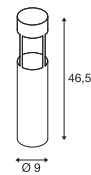
231455 675





### SLOTS 45 Pole

### SLOTS 65 Pole



220-240V ~50/60Hz  
Systemleistung: 4.5W  
Material: Aluminium

220-240V ~50/60Hz  
Systemleistung: 4.5W  
Material: Aluminium

- Betonanker inkl.

- Betonanker inkl.



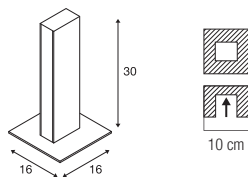
Down 200lm | 3000K

Down 200lm | 3000K

| Variante    | Art.Nr. | CHF    |
|-------------|---------|--------|
| ● anthrazit | 231815  | 209.00 |
| ● rost      | 231817  | 209.00 |

| Variante    | Art.Nr. | CHF    |
|-------------|---------|--------|
| ● anthrazit | 231455  | 229.00 |
| ● rost      | 231457  | 229.00 |

## H-POL 30 Pole



100-277V ~50/60Hz | 480mA  
 Systemleistung: 9.7W  
 Material: Aluminium / Kunststoff

- Das Produkt ist zum Bodeneinbau vorgesehen
- Zur optionalen Montage im Erdreich steht ein größerer Einbautopf zu Verfügung.  
 Einbaumaße L: 14cm B: 14cm T: 16cm



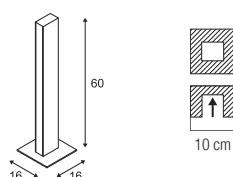
Down 350lm | 3000K

| Variante    | Art.Nr. | CHF    |
|-------------|---------|--------|
| ● anthrazit | 232155  | 309.00 |



| Artikel            | Art.Nr. | CHF   |
|--------------------|---------|-------|
| Einbautopf 14x14cm |         |       |
| ● schwarz          | 232195  | 64.00 |

## H-POL 60 Pole



100-277V ~50/60Hz | 500mA  
 Systemleistung: 18W  
 Material: Aluminium / Kunststoff

- Das Produkt ist zum Bodeneinbau vorgesehen
- Zur optionalen Montage im Erdreich steht ein größerer Einbautopf zu Verfügung.  
 Einbaumaße L: 14cm B: 14cm T: 16cm



Down 700lm | 3000K

| Variante    | Art.Nr. | CHF    |
|-------------|---------|--------|
| ● anthrazit | 232165  | 459.00 |




| Artikel            | Art.Nr. | CHF   |
|--------------------|---------|-------|
| Einbautopf 14x14cm |         |       |
| ● schwarz          | 232195  | 64.00 |



232155

676

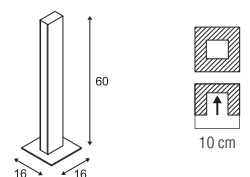
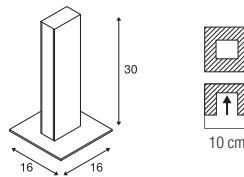


232185 677



### H-POL TWIN 30 Pole

### H-POL TWIN 60 Pole



100-277V ~50/60Hz | 500mA  
 Systemleistung: 18W  
 Material: Aluminium / Kunststoff

220-240V ~50/60Hz | 1000mA  
 Systemleistung: 35W  
 Material: Aluminium / Kunststoff

- Das Produkt ist zum Bodeneinbau vorgesehen.
- Zur optionalen Montage im Erdreich steht ein größerer Einbautopf zu Verfügung.  
 Einbaumaße L: 14cm B: 14cm T: 16cm

- Das Produkt ist zum Bodeneinbau vorgesehen.
- Zur optionalen Montage im Erdreich steht ein größerer Einbautopf zu Verfügung.  
 Einbaumaße L: 14cm B: 14cm T: 16cm



Down 350lm | 3000K

Down 700lm | 3000K


| Variante    | Art.Nr. | CHF    |
|-------------|---------|--------|
| ● anthrazit | 232175  | 399.00 |

| Variante    | Art.Nr. | CHF    |
|-------------|---------|--------|
| ● anthrazit | 232185  | 579.00 |



| Artikel            | Art.Nr. | CHF   |
|--------------------|---------|-------|
| Einbautopf 14x14cm |         |       |
| ● schwarz          | 232195  | 64.00 |

| Artikel            | Art.Nr. | CHF   |
|--------------------|---------|-------|
| Einbautopf 14x14cm |         |       |
| ● schwarz          | 232195  | 64.00 |

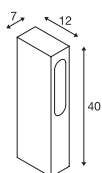


232135 678



232145 678

## SLOTBOX 40 Pole



100-277V ~50/60Hz | 700mA  
Systemleistung: 8W  
Material: Aluminium

- offenes Kabelende



Down

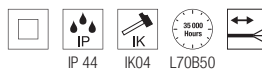
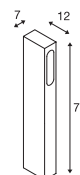
160lm | 3000K

| Variante    | Art.Nr. | CHF    |
|-------------|---------|--------|
| ● anthrazit | 232135  | 249.00 |



| Artikel                      | Art.Nr. | CHF   |
|------------------------------|---------|-------|
| Verbindungsbox IP68, 3-polig |         |       |
| ● schwarz                    | 228730  | 21.30 |

## SLOTBOX 70 Pole



100-277V ~50/60Hz | 700mA  
Systemleistung: 8.7W  
Material: Aluminium

- offenes Kabelende




Down

160lm | 3000K

| Variante    | Art.Nr. | CHF    |
|-------------|---------|--------|
| ● anthrazit | 232145  | 259.00 |



| Artikel                      | Art.Nr. | CHF   |
|------------------------------|---------|-------|
| Verbindungsbox IP68, 3-polig |         |       |
| ● schwarz                    | 228730  | 21.30 |

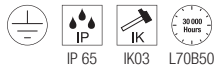
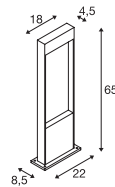



1002957 679



1002958 679

### FLATT 65 POLE



100-240V ~50/60Hz | 350mA  
Systemleistung: 10W  
Material: Aluminium / Aluminium

- Lichtfarbe durch Schalter im Gehäuse vor der Installation wählbar



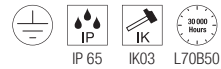
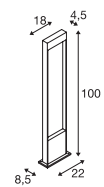
Down 400lm | 3000K | 400lm | 4000K

| Variante            | Art.Nr. | CHF    |
|---------------------|---------|--------|
| ● anthrazit         | 1002956 | 279.00 |
| ● braun / anthrazit | 1002957 | 279.00 |



| Artikel                      | Art.Nr. | CHF   |
|------------------------------|---------|-------|
| Verbindungsbox IP68, 3-polig |         |       |
| ● schwarz                    | 228730  | 21.30 |

### FLATT 100 POLE



100-240V ~50/60Hz | 350mA  
Systemleistung: 10W  
Material: Aluminium / Aluminium

- Lichtfarbe durch Schalter im Gehäuse vor der Installation wählbar




Down 400lm | 3000K | 400lm | 4000K

| Variante            | Art.Nr. | CHF    |
|---------------------|---------|--------|
| ● anthrazit         | 1002958 | 359.00 |
| ● braun / anthrazit | 1002959 | 359.00 |



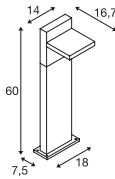
| Artikel                      | Art.Nr. | CHF   |
|------------------------------|---------|-------|
| Verbindungsbox IP68, 3-polig |         |       |
| ● schwarz                    | 228730  | 21.30 |







### ABRIDOR 60 Pole



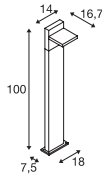
100-240V ~50/60Hz | 300mA  
 Systemleistung: 12W  
 Material: Aluminium



Down 950lm | 3000K | 980lm | 4000K

| Variante    | Art.Nr. | CHF    |
|-------------|---------|--------|
| ● anthrazit | 1002991 | 279.00 |

### ABRIDOR 100 Pole



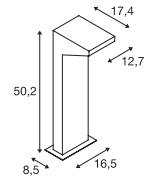
100-240V ~50/60Hz | 300mA  
 Systemleistung: 12W  
 Material: Aluminium



Down 950lm | 3000K | 980lm | 4000K

| Variante    | Art.Nr. | CHF    |
|-------------|---------|--------|
| ● anthrazit | 1002992 | 329.00 |

### IPERI 50 Pole



220-240V ~50/60Hz  
 Systemleistung: 4.5W  
 Material: Aluminium / Kunststoff



Down 400lm | 4000K

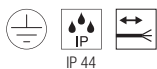
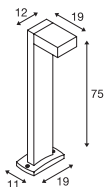
| Variante    | Art.Nr. | CHF    |
|-------------|---------|--------|
| ● anthrazit | 231305  | 179.00 |



| Artikel  | Art.Nr. | CHF   |
|----------|---------|-------|
| Erdspeer | 231231  | 64.00 |
| ● grau   |         |       |

# QUADRASYL 75

Pole, TCR-TSE



220-240V ~50/60Hz  
Material: Aluminium

- Betonanker inkl.
- offenes Kabelende



Socket: 1xGX53 max. Ø: 7.5 cm | L: 2.7 cm

| Variante    | Art.Nr. | CHF    |
|-------------|---------|--------|
| ● anthrazit | 232295  | 209.00 |
| ● grau      | 232294  | 209.00 |




LED GX53 | 6.1W | 120°  
3000K | 490lm | EEK=G  
6kWh/1000h



Art. Nr.: 1005271 | 13.50 CHF



| Artikel        | Art.Nr. | CHF   |
|----------------|---------|-------|
| T-Verbinderbox |         |       |
| ● schwarz      | 228726  | 33.00 |

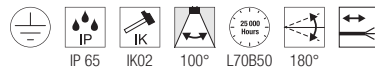
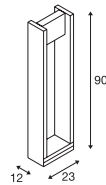


232295 682



1003001 683

### QUAD POLE Pole



100-277V ~50/60Hz | 500mA  
Systemleistung: 18W  
Material: Aluminium / Glas

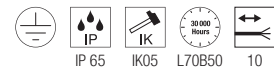
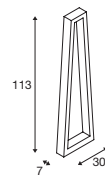
- offenes Kabelende



Down 1550lm | 3000K

| Variante    | Art.Nr. | CHF    |
|-------------|---------|--------|
| ● anthrazit | 1003001 | 509.00 |

### BOOKAT Pole




100-277V ~50/60Hz | 700mA  
Systemleistung: 15W  
Material: Aluminium / Polycarbonat (PC)

- inkl. IP Verbindungsbox
- IP Anschlussbox



Down 1240lm | 3000K | 1300lm | 4000K

| Variante    | Art.Nr. | CHF    |
|-------------|---------|--------|
| ● anthrazit | 1005441 | 469.00 |

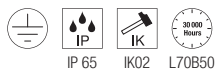
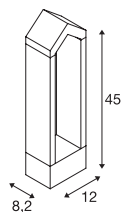


1005441 683



| Artikel                      | Art.Nr. | CHF   |
|------------------------------|---------|-------|
| Verbindungsbox IP68, 3-polig |         |       |
| ● schwarz                    | 228730  | 21.30 |

RASCALI 45  
Pole



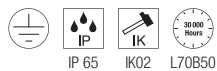
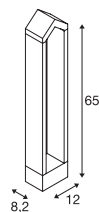
220-240V ~50/60Hz  
Systemleistung: 8W  
Material: Aluminium



Down 360lm | 3000K

| Variante    | Art.Nr. | CHF    |
|-------------|---------|--------|
| ● anthrazit | 1000799 | 209.00 |

RASCALI 65  
Pole



220-240V ~50/60Hz  
Systemleistung: 8W  
Material: Aluminium



Down 360lm | 3000K

| Variante    | Art.Nr. | CHF    |
|-------------|---------|--------|
| ● anthrazit | 1000801 | 239.00 |



1000799 684



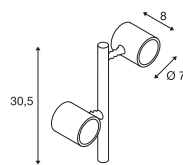
1000801 684



231505 685



**MYRA SPOT**  
Double, GU10



220-240V ~50/60Hz  
Material: Aluminium

- Die Leuchtenhöhe kann max. durch 2 Verlängerungsstäbe erhöht werden.
- offenes Kabelende



Socket: 2xGU10 max. Ø: 5.1 cm | L: 5.7 cm

| Variante    | Art.Nr. | CHF    |
|-------------|---------|--------|
| ● anthrazit | 233185  | 229.00 |



LED GU10 51mm | 6W | 38°  
2700K | 450lm | EEK=F  
6kWh/1000h

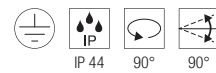
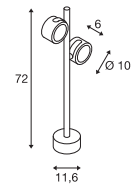


Art. Nr.: 1005075 | 10.60 CHF



| Artikel                 | Art.Nr. | CHF   |
|-------------------------|---------|-------|
| Betonanker              |         |       |
| ● silber                | 228712  | 79.00 |
| Schraubenset            |         |       |
| ● edelstahl             | 228752  | 9.50  |
| Standfuß                |         |       |
| ● anthrazit             | 233145  | 33.00 |
| Verlängerungsstab 30 cm |         |       |
| ● anthrazit             | 233165  | 33.00 |

**SITRA 360**  
Pole, TCR-TSE



220-240V ~50/60Hz  
Material: Aluminium / Glas



Socket: 2xGX53 max. Ø: 7.5 cm | L: 3.5 cm

| Variante    | Art.Nr. | CHF    |
|-------------|---------|--------|
| ● anthrazit | 231505  | 209.00 |



LED GX53 | 6.1W | 120°  
3000K | 490lm | EEK=G  
6kWh/1000h



Art. Nr.: 1005271 | 13.50 CHF



| Artikel  | Art.Nr. | CHF   |
|----------|---------|-------|
| Erdspeiß |         |       |
| ● grau   | 230060  | 64.00 |





1001962 697



**LED**  
SYNA PLANT | 689



**LED**  
SYNA GARDEN | 689



**LED**  
SYNA | 689



**LED**  
FLOODI S | 691



**LED**  
FLOODI M | 691



**LED**  
FLOODI L | 691



**LED**  
GALEN 60 | 692



**LED**  
GALEN 120 | 692



**LED**  
FLAC BEAM® | 693



**SOCKET**  
SAMRINA | 693



**SOCKET**  
NAUTILUS 10 | 694



**SOCKET**  
BIG NAUTILUS | 694



**SOCKET**  
NAUTILUS 10 | 695



**LED**  
NAUTILUS 10 | 696



**SOCKET**  
NAUTILUS | 697



**SOCKET**  
NAUTILUS 10  
SPOT | 697



**LED**  
NAUTILUS 10  
SPOT LED | 697



**LED**  
DASAR®  
PROJECTOR | 698



**LED**  
DASAR® 920 | 698



**LED**  
HELIA SPOT S | 699



**LED**  
HELIA SPOT L | 699



**SOCKET**  
THEO BRACKET | 701



**LED**  
LED SPIKE | 701




**SOCKET**  
SITRA 360 SPIKE | 703



**SOCKET**  
SITRA 360 SPIKE | 703



227505 689

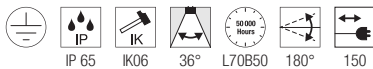
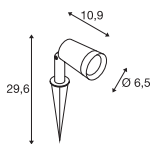


1007147 689





## SYNA PLANT SP



220-240V ~50/60Hz | 250mA  
Systemleistung: 6W  
Material: Aluminium

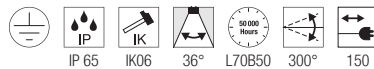
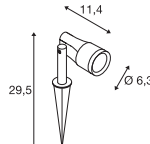
- IP44 Schutzkontaktstecker



Down 540lm | 3000K

| Variante  | Art.Nr. | CHF   |
|-----------|---------|-------|
| ● schwarz | 1007146 | 80.90 |

## SYNA GARDEN SP



220-240V ~50/60Hz | 250mA  
Systemleistung: 6W  
Material: Aluminium

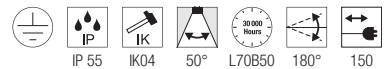
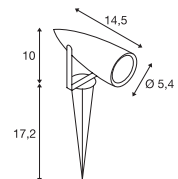
- IP44 Schutzkontaktstecker



Down 540lm | 3000K

| Variante  | Art.Nr. | CHF   |
|-----------|---------|-------|
| ● schwarz | 1007147 | 86.90 |

## SYNA SP




220-240V ~50/60Hz | 250mA  
Systemleistung: 9W  
Material: Aluminium / Acryl

- IP44 Schutzkontaktstecker



Down 470lm | 3000K

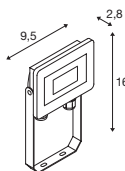
| Variante    | Art.Nr. | CHF    |
|-------------|---------|--------|
| ● anthrazit | 227505  | 106.00 |



1006193 691



### FLOODI S SP



220-240V ~50/60Hz  
Systemleistung: 9.3W  
Material: Aluminium



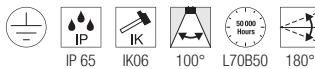
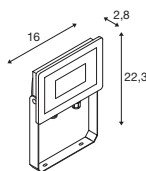
Down 1040lm | 3000K

| Variante    | Art.Nr. | CHF   |
|-------------|---------|-------|
| ● anthrazit | 1006191 | 35.00 |



| Artikel   | Art.Nr. | CHF   |
|-----------|---------|-------|
| Sensor    |         |       |
| ● schwarz | 1006326 | 34.90 |

### FLOODI M SP



220-240V ~50/60Hz  
Systemleistung: 30W  
Material: Aluminium



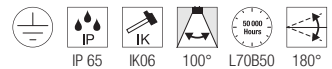
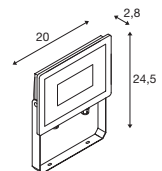
Down 2980lm | 3000K

| Variante    | Art.Nr. | CHF   |
|-------------|---------|-------|
| ● anthrazit | 1006192 | 55.00 |



| Artikel   | Art.Nr. | CHF   |
|-----------|---------|-------|
| Sensor    |         |       |
| ● schwarz | 1006326 | 34.90 |

### FLOODI L SP



220-240V ~50/60Hz  
Systemleistung: 48W  
Material: Aluminium



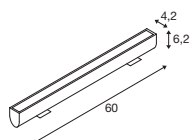
Down 5150lm | 3000K

| Variante    | Art.Nr. | CHF   |
|-------------|---------|-------|
| ● anthrazit | 1006193 | 69.00 |



| Artikel   | Art.Nr. | CHF   |
|-----------|---------|-------|
| Sensor    |         |       |
| ● schwarz | 1006326 | 34.90 |

## GALEN 60 SP



220-240V ~50/60Hz | 450mA  
Systemleistung: 18W  
Material: Aluminium / Glas



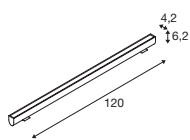
Down 1570lm | 3000K | 1570lm | 4000K

| Variante    | Art.Nr. | CHF    |
|-------------|---------|--------|
| ● anthrazit | 1003447 | 269.00 |



| Artikel                                   | Art.Nr. | CHF   |
|---|---------|-------|
| Anschlussleitung 5m mit offenem Kabelende |         |       |
| ● schwarz                                 | 231960  | 33.95 |
| Verbindungskabel 1,0m                     |         |       |
| ● schwarz                                 | 231961  | 22.90 |

## GALEN 120 SP



220-240V ~50/60Hz | 900mA  
Systemleistung: 34W  
Material: Aluminium / Glas



Down 3000lm | 3000K | 3100lm | 4000K

| Variante    | Art.Nr. | CHF    |
|-------------|---------|--------|
| ● anthrazit | 1003448 | 379.00 |



| Artikel                                   | Art.Nr. | CHF   |
|---|---------|-------|
| Anschlussleitung 5m mit offenem Kabelende |         |       |
| ● schwarz                                 | 231960  | 33.95 |
| Verbindungskabel 1,0m                     |         |       |
| ● schwarz                                 | 231961  | 22.90 |



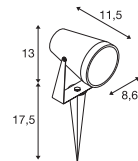
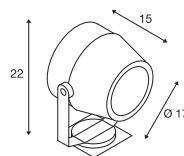


## FLAC BEAM® SP

## SAMRINA SP, single, GU10



1003448 692



220-240V ~50/60Hz  
Systemleistung: 27W  
Material: Aluminium / Glas

220-240V ~50/60Hz  
Material: Kunststoff / Glas

- IP44 Schutzkontaktstecker

- Enthält recyceltes Material
- IP44 Schutzkontaktstecker



Down 1600lm | 3000K

Socket: GU10 max. Ø: 6 cm | L: 6 cm

| Variante | Art.Nr. | CHF    |
|----------|---------|--------|
| ● grau   | 231072  | 539.00 |

| Variante  | Art.Nr. | CHF   |
|-----------|---------|-------|
| ● schwarz | 1004757 | 49.10 |



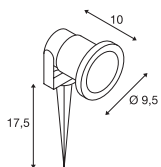
LED GU10 51mm | 6W | 38°  
2700K | 450lm | EEK=F  
6kWh/1000h



Art. Nr.: 1005077 | 10.60 CHF



NAUTILUS 10  
SP, rund, QPAR51



220-240V ~50/60Hz  
Material: Aluminium

- IP44 Schutzkontaktstecker



Socket: 1xGU10 max. L: 5.7 cm

| Variante | Art.Nr. | CHF   |
|----------|---------|-------|
| ● grau   | 227418  | 45.90 |

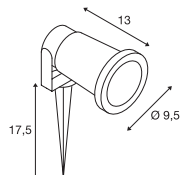


LED GU10 51mm | 6W | 38°  
2700K | 450lm | EEK=F  
6kWh/1000h



Art. Nr.: 1005077 | 10.60 CHF

BIG NAUTILUS  
SP, rund, QPAR51



220-240V ~50/60Hz  
Material: Aluminium

- IP44 Schutzkontaktstecker



Socket: GU10 max. Ø: 5.1 cm | L: 8.3 cm


| Variante  | Art.Nr. | CHF   |
|-----------|---------|-------|
| ● schwarz | 227410  | 49.10 |
| ● rost    | 1001964 | 49.10 |
| ● grün    | 1001965 | 49.10 |




LED GU10 51mm | 6W | 38°  
2700K | 450lm | EEK=F  
6kWh/1000h



Art. Nr.: 1005077 | 10.60 CHF

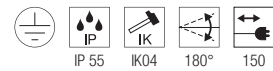
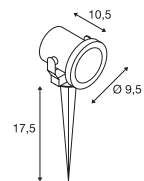


227418 694





NAUTILUS 10  
SP, rund, QPAR51



220-240V ~50/60Hz  
Material: Edelstahl 316

- IP44 Schutzkontaktstecker



Socket: 1xGU10 max. Ø: 5.1 cm | L: 5.7 cm

| Variante    | Art.Nr. | CHF    |
|-------------|---------|--------|
| ● edelstahl | 229740  | 138.00 |



LED GU10 51mm | 6W | 38°  
2700K | 450lm | EEK=F  
6kWh/1000h



Art. Nr.: 1005077 | 10.60 CHF

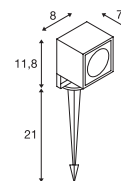


1001964 694



231035 696

## NAUTILUS 10 SP, quadratisch



100-277V ~50/60Hz | 700mA  
Systemleistung: 8.5W  
Material: Aluminium / Glas

- IP44 Schutzkontaktstecker



1001962 697



Down

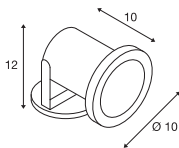
660lm | 3000K

| Variante    | Art.Nr. | CHF    |
|-------------|---------|--------|
| ● anthrazit | 231035  | 209.00 |





## NAUTILUS SP, QR-C51



12V ~50Hz  
Material: Edelstahl 304 / Glas

- offenes Kabelende



Socket: 1xGX5.3

| Variante    | Art.Nr. | CHF    |
|-------------|---------|--------|
| ● edelstahl | 229090  | 124.00 |

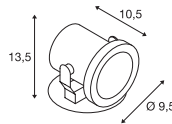


LED GU5.3 | 5.8W | 36°  
2700K | 450lm | EEK=G  
6kWh/1000h

Art. Nr.: 1001574 | 49.10 CHF



## NAUTILUS 10 SPOT SP, QPAR51



220-240V ~50/60Hz  
Material: Edelstahl 316

- offenes Kabelende



Socket: 1xGU10 max. Ø: 5.1 cm | L: 6 cm

| Variante    | Art.Nr. | CHF    |
|-------------|---------|--------|
| ● edelstahl | 229741  | 138.00 |



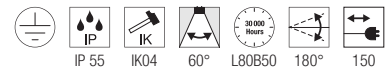
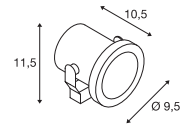
LED GU10 51mm | 6W | 38°  
2700K | 450lm | EEK=F  
6kWh/1000h

Art. Nr.: 1005077 | 10.60 CHF



| Artikel                      | Art.Nr. | CHF   |
|------------------------------|---------|-------|
| Verbindungsbox IP68, 3-polig |         |       |
| ● schwarz                    | 228730  | 21.30 |

## NAUTILUS 10 SPOT LED SP



220-240V ~50/60Hz  
Systemleistung: 9W  
Material: Edelstahl 316

- IP44 Schutzkontaktstecker



Down 520lm | 3000K

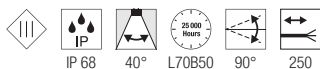
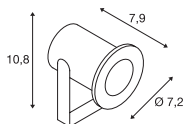
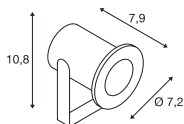
| Variante    | Art.Nr. | CHF    |
|-------------|---------|--------|
| ● edelstahl | 1001962 | 160.00 |



| Artikel             | Art.Nr. | CHF   |
|---------------------|---------|-------|
| Erdspieß Kunststoff |         |       |
| ● schwarz           | 900011  | 5.25  |
| Montageplatte       |         |       |
| ● edelstahl         | 1001963 | 12.75 |

DASAR® PROJECTOR  
SP, 12/24V

DASAR® 920  
SP, 230V



12-24V DC  
Systemleistung: 6.5W  
Material: Edelstahl 316 / Glas

220-240V ~50/60Hz | 400mA  
Systemleistung: 4.6W  
Material: Edelstahl 316 / Glas

- offenes Kabelende

- IP44 Schutzkontaktstecker



Down 520lm | 3000K



Down 300lm | 3000K

| Variante    | Art.Nr. | CHF    |
|-------------|---------|--------|
| ● edelstahl | 233570  | 279.00 |

| Variante    | Art.Nr. | CHF    |
|-------------|---------|--------|
| ● edelstahl | 233571  | 359.00 |



| Artikel                     | Art.Nr. | CHF   |
|-----------------------------|---------|-------|
| Erdspieß Edelstahl 316      |         |       |
| ● edelstahl                 | 233580  | 24.50 |
| Erdspieß Kunststoff         |         |       |
| ● schwarz                   | 900011  | 5.25  |
| LED Netzteil 15W   12V      |         |       |
| ○ weiß                      | 1005444 | 35.00 |
| LED Netzteil 15W   24V      |         |       |
| ○ weiß                      | 1005445 | 35.00 |
| Montageplatte Edelstahl 316 |         |       |
| ● edelstahl                 | 233582  | 29.90 |



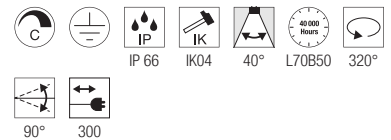
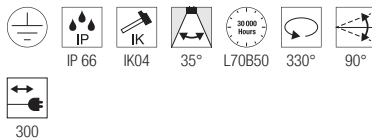
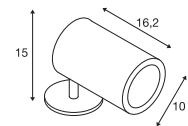
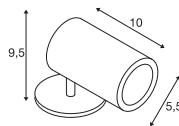
| Artikel                     | Art.Nr. | CHF   |
|-----------------------------|---------|-------|
| Erdspieß Edelstahl 316      |         |       |
| ● edelstahl                 | 233580  | 24.50 |
| Erdspieß Kunststoff         |         |       |
| ● schwarz                   | 900011  | 5.25  |
| Montageplatte Edelstahl 316 |         |       |
| ● edelstahl                 | 233582  | 29.90 |





### HELIA SPOT S SP, single

### HELIA SPOT L SP, single, PHASE



220-240V ~50/60Hz | 500mA  
Systemleistung: 6.5W  
Material: Aluminium

220-240V ~50/60Hz | 700mA  
Systemleistung: 15W  
Material: Aluminium / Glas

- IP44 Schutzkontaktstecker

- IP44 Schutzkontaktstecker



Down 440lm | 3000K

Down 1340lm | 3000K

| Variante    | Art.Nr. | CHF    |
|-------------|---------|--------|
| ● anthrazit | 1000735 | 219.00 |

| Variante    | Art.Nr. | CHF    |
|-------------|---------|--------|
| ● anthrazit | 228555  | 299.00 |



| Artikel     | Art.Nr. | CHF   |
|-------------|---------|-------|
| Erdspieß    |         |       |
| ● edelstahl | 1000736 | 27.70 |

| Artikel     | Art.Nr. | CHF   |
|-------------|---------|-------|
| Erdspieß    |         |       |
| ● edelstahl | 228560  | 34.90 |

233570 698



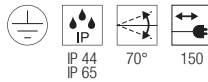
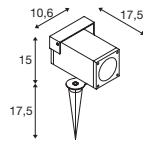
1004652 701



1002201 701



## THEO BRACKET SP



220-240V ~50/60Hz  
Material: Aluminium / Glas

- IP44 Schutzkontaktstecker



Socket: 1xGU10 max. Ø: 5.1 cm | L: 5.7 cm

| Variante    | Art.Nr. | CHF   |
|-------------|---------|-------|
| ● anthrazit | 1004652 | 85.00 |

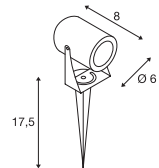


LED GU10 51mm | 6W | 38°  
2700K | 450lm | EEK=F  
6kWh/1000h

Art. Nr.: 1005077 | 10.60 CHF



## LED SPIKE SP




100-240V ~50/60Hz | 240mA  
Systemleistung: 6W  
Material: Aluminium / Glas

- IP44 Schutzkontaktstecker



Down 400lm | 3000K

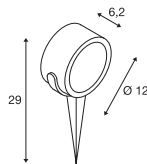
| Variante    | Art.Nr. | CHF   |
|-------------|---------|-------|
| ● anthrazit | 1002201 | 79.00 |
| ● rost      | 1002203 | 79.00 |



231535 703



### SITRA 360 SPIKE SP, single, TCR-TSE



220-240V ~50/60Hz  
Material: Aluminium / Glas

- IP44 Schutzkontaktstecker

**SOCKET INSIDE** <9 W

Socket: 1xGX53 max. Ø: 7.5 cm | L: 3.5 cm

| Variante    | Art.Nr. | CHF   |
|-------------|---------|-------|
| ● anthrazit | 231525  | 85.00 |

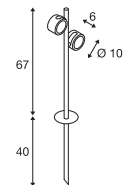


LED GX53 | 6.1W | 120°  
3000K | 490lm | EEK=G  
6kWh/1000h



Art. Nr.: 1005271 | 13.50 CHF

### SITRA 360 SPIKE SP, double, TCR-TSE



220-240V ~50/60Hz  
Material: Aluminium / Glas

- IP44 Schutzkontaktstecker

**SOCKET INSIDE** <9 W

Socket: 2xGX53 max. Ø: 7.5 cm | L: 3.5 cm

| Variante    | Art.Nr. | CHF    |
|-------------|---------|--------|
| ● anthrazit | 231535  | 219.00 |



LED GX53 | 6.1W | 120°  
3000K | 490lm | EEK=G  
6kWh/1000h



Art. Nr.: 1005271 | 13.50 CHF



234515

735





NEW

**SCKET**  
PHOTONI | 709



NEW

**LED**  
LID II | 711



NEW

**LED**  
LID II | 711



NEW

**LED**  
LID I | 713



NEW

**LED**  
LID I | 713



NEW

**LED**  
I-RING | 714



NEW

**LED**  
OVAL 14 | 715



NEW

**LED**  
OVAL 18 | 715



NEW

**LED**  
CONCRETO M | 717



NEW

**LED**  
CONCRETO L | 717



**LED**  
VANO WING | 719



**LED**  
VANO WING | 719



**LED**  
MANA BASE | 720



NEW

**LED**  
RUSTY® MANA | 720



NEW

**LED**  
RUSTY® MANA | 720



**LED**  
MANA OUT | 721



NEW

**LED**  
MANA OUT | 721



NEW

**LED**  
ENOLA OCULUS | 723



NEW

**LED**  
ENOLA OCULUS | 723



**LED**  
ENOLA OCULUS S | 725



**LED**  
ENOLA OCULUS M | 725



**LED**  
ENOLA ROUND L | 725



**LED**  
ENOLA ROUND S UP/DOWN | 727



**LED**  
ENOLA ROUND M UP/DOWN | 727



**LED**  
ENOLA ROUND L UP/DOWN | 727



**LED**  
ENOLA SQUARE S | 729



**LED**  
ENOLA SQUARE M | 729



**LED**  
ENOLA SQUARE L | 729



**LED**  
ENOLA SQUARE S UP/DOWN | 730



**LED**  
ENOLA SQUARE M UP/DOWN | 730



**LED**  
ENOLA SQUARE L UP/DOWN | 730



**SCKET**  
THEO UP/DOWN | 735



**LED**  
BIG THEO BEAM UP/  
FLOOD DOWN | 735



**SCKET**  
BIG THEO UP/DOWN | 735



**LED**  
BIG THEO FLOOD UP/DOWN | 736



**SCKET**  
THEO | 736



**SCKET**  
BIG THEO | 737



**LED**  
BIG THEO | 737



**LED**  
SITRA S | 739



**LED**  
SITRA S | 739



**LED**  
SITRA M | 741



**LED**  
SITRA L | 741

NEW



**SCKET**  
SITRA CUBE | 741



**SCKET**  
GRAFIT | 742



**SCKET**  
GRAFIT | 742



**SCKET**  
GRAFIT | 743



**SCKET**  
GRAFIT | 743



**LED**  
QUADRULO | 744



**SCKET**  
QUADRULO  
SENSOR | 745



**SCKET**  
QUADRULO | 745



**SCKET**  
MERIDIAN | 746



**SCKET**  
MERIDIAN BOX | 746



**SCKET**  
MERIDIAN BOX  
SENSOR | 747



**SCKET**  
MERIDIAN BOX | 747



**LED**  
ESKINA FRAME | 749



**LED**  
ESKINA FRAME | 749



**LED**  
ESKINA FRAME | 749



**LED**  
BOOKAT | 751



**LED**  
BIG QUAD | 752



**LED**  
QUAD | 752



**LED**  
QUAD  
UP/DOWN 15 | 753



**LED**  
BIG QUAD  
UP/DOWN | 755



**LED**  
BIG QUAD | 755



**LED**  
RUSTY®  
UP/DOWN | 756



**LED**  
RUSTY®  
UP/DOWN | 756



**LED**  
OVALISK  
SENSOR | 757



**LED**  
OVALISK | 757



**LED**  
PEMA® | 758



**LED**  
PEMA® | 759



**LED**  
PEMA® | 759



**SCKET**  
PEMA® | 759



**LED**  
FLATT SENSOR | 760



**LED**  
FLATT | 760



**SCKET**  
ASTINA | 761



**SCKET**  
ASTINA STEEL | 761



**LED**  
ANGOLUX  
SENSOR | 762



**LED**  
ANGOLUX | 762



**LED**  
VILUA S | 763



**LED**  
VILUA L | 763



**LED**  
VILUA | 763



**SCKET**  
MYRA  
UP/DOWN | 764



**LED**  
SITRA  
UP/DOWN | 765



**SCKET**  
SITRA  
UP/DOWN | 765



**SCKET**  
ROX | 767



**SCKET**  
ROX UP/DOWN | 767



**LED**  
DELWA | 767



**LED**  
SLOTS | 768



**SCKET**  
WALLYX | 768



**LED**  
DOWNUNDER  
OUT | 769



**LED**  
DOWNUNDER  
OUT | 769



**LED**  
ABRIDOR  
SENSOR | 770



**LED**  
ABRIDOR | 770



**LED**  
ORDI SENSOR | 771



**LED**  
ORDI | 771



**SCKET**  
BOX-L | 773



**LED**  
BOX-L | 773



**SCKET**  
BOX UP/DOWN | 775



**LED**  
LOGS | 775



**LED**  
OUT-BEAM UP /  
FLOOD DOWN | 775



**LED**  
L-LINE OUT | 775



**SCKET**  
PHOTONIA | 777



**SCKET**  
MOLAT | 777



**SCKET**  
GLOO PURE | 777



**SCKET**  
F-POL | 778



**SCKET**  
SQUARE | 779



**SCKET**  
KERAS ELT | 779



**SCKET**  
SITRA | 779



**LED**  
RASCALI | 780



**LED**  
IPERI | 780



**SCKET**  
QUADRASYL | 781



**SCKET**  
SQUARE TURN | 781



**LED**  
TODAY PRO | 783



**LED**  
ESKINA D | 783



**SCKET**  
MYRA DISPLAY | 783



**LED**  
LED SPOT | 785



**SCKET**  
NAUTILUS | 785




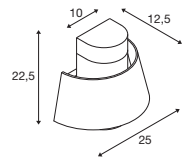
**SCKET**  
MYRA | 785

1007585 709





PHOTONI  
WL, E27



220-240V ~50/60Hz  
Material: Aluminium

- sea-air-resistant

**SOCKET** **INSIDE** 13 W

Socket: 1xE27 max. Ø: 6 cm L: 11.6 cm

| Variante  | Art.Nr. | CHF      |
|-----------|---------|----------|
| ● schwarz | 1007585 | ● 113.90 |
| ● rost    | 1007581 | ● 113.90 |



LED E27 | 8W | 240°  
3000K | 880lm | EEK=E  
8kWh/1000h



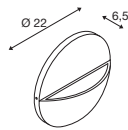
Art. Nr.: 1005289 | 12.90 CHF



1007281 711



LID II  
WL



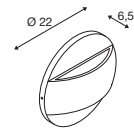
220-240V ~50/60Hz | 350mA  
Systemleistung: 15W  
Material: Aluminium



Down 800lm | 2700K | 800lm | 3000K

| Variante    | Art.Nr. | CHF      |
|-------------|---------|----------|
| ● anthrazit | 1007282 | ● 125.40 |

LID II  
WL, up/down



220-240V ~50/60Hz | 700mA  
Systemleistung: 28W  
Material: Aluminium



Up 750lm | 2700K | 750lm | 3000K  
Down 750lm | 2700K | 750lm | 3000K

| Variante    | Art.Nr. | CHF      |
|-------------|---------|----------|
| ● anthrazit | 1007281 | ● 148.40 |

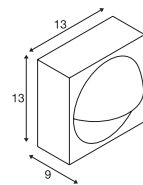
1007667 713







### LID I WL, single



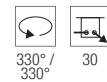
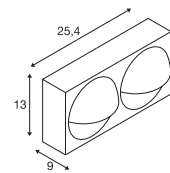
220-240V ~50/60Hz | 350mA  
Systemleistung: 15W  
Material: Aluminium



Down 900lm | 2700K | 1050lm | 3000K

| Variante    | Art.Nr. | CHF      |
|-------------|---------|----------|
| ● anthrazit | 1007667 | ● 165.60 |

### LID I WL, double



220-240V ~50/60Hz | 700mA  
Systemleistung: 29W  
Material: Aluminium



Spot 1 850lm | 2700K | 1000lm | 3000K  
Spot 2 850lm | 2700K | 1000lm | 3000K

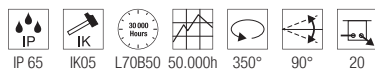
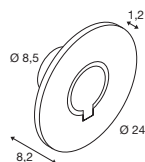
| Variante    | Art.Nr. | CHF      |
|-------------|---------|----------|
| ● anthrazit | 1007668 | ● 263.40 |



1007236 714

## I-RING WL

NEW



100-240V ~50/60Hz | 350mA  
Systemleistung: 9.2W  
Material: Aluminium



CRI  
80

Down

670lm | 3000K

| Variante    | Art.Nr. | CHF      |
|-------------|---------|----------|
| ● anthrazit | 1007236 | ● 188.60 |



**OVAL 14**  
WL, up/down

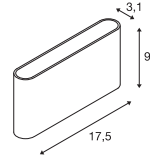
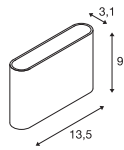
**OVAL 18**  
WL, up/down

1007142 715

NEW



NEW



220-240V ~50/60Hz | 145mA  
Systemleistung: 5.7W  
Material: Aluminium / Polycarbonat (PC)

220-240V ~50/60Hz | 275mA  
Systemleistung: 9.3W  
Material: Aluminium / Polycarbonat (PC)



|      |       |       |       |       |
|------|-------|-------|-------|-------|
| Up   | 280lm | 2700K | 280lm | 3000K |
| Down | 280lm | 2700K | 280lm | 3000K |

|      |       |       |       |       |
|------|-------|-------|-------|-------|
| Up   | 430lm | 2700K | 430lm | 3000K |
| Down | 430lm | 2700K | 430lm | 3000K |

| Variante  | Art.Nr. | CHF   |
|-----------|---------|-------|
| ● schwarz | 1007142 | 90.90 |
| ○ weiß    | 1007143 | 90.90 |

| Variante  | Art.Nr. | CHF    |
|-----------|---------|--------|
| ● schwarz | 1007144 | 108.00 |
| ○ weiß    | 1007145 | 108.00 |

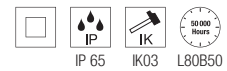
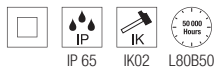
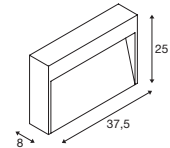
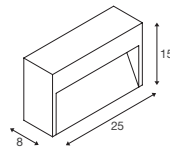
1006405 717





## CONCRETO M WL

## CONCRETO L WL



220-240V ~50/60Hz | 700mA  
Systemleistung: 8.5W  
Material: Beton / Aluminium

220-240V ~50/60Hz | 700mA  
Systemleistung: 12W  
Material: Beton / Aluminium



Down 270lm | 3000K

Down 470lm | 3000K

| Variante | Art.Nr. | CHF      |
|----------|---------|----------|
| ● grau   | 1006404 | ● 250.00 |

| Variante | Art.Nr. | CHF      |
|----------|---------|----------|
| ● grau   | 1006405 | ● 325.00 |

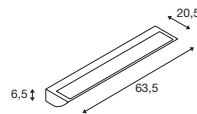
IAS DOMINICAS

# ONASTERIO A CATALINA DE SIENA





### VANO WING SP, DALI



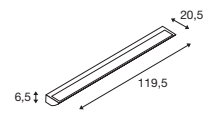
220-240V ~50/60Hz | 500mA  
Systemleistung: 25W  
Material: Aluminium / Glas



Down 1400lm | 3000K

| Variante | Art.Nr. | CHF    |
|----------|---------|--------|
| ● grau   | 1006268 | 519.00 |

### VANO WING SP, DALI




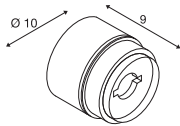
220-240V ~50/60Hz | 1050mA  
Systemleistung: 49W  
Material: Aluminium / Glas



Down 3140lm | 3000K

| Variante | Art.Nr. | CHF    |
|----------|---------|--------|
| ● grau   | 1006270 | 645.00 |

MANA BASE  
WL, rund, PHASE



220-240V ~50/60Hz | 350mA  
Systemleistung: 15W  
Material: Aluminium / Polycarbonat (PC)



Down 800lm | 2700K | 820lm | 3000K

| Variante    | Art.Nr. | CHF    |
|-------------|---------|--------|
| ● anthrazit | 1006319 | 229.00 |

RUSTY® MANA  
Schirm, eckig



L: 28 cm B: 28 cm H: 1.5 cm  
Material: FeCSI-Stahl


| Variante | Art.Nr. | CHF   |
|----------|---------|-------|
| ● rost   | 1006317 | 69.90 |

RUSTY® MANA  
Schirm, rund




H: 1.5 cm Ø: 28 cm  
Material: FeCSI-Stahl

| Variante | Art.Nr. | CHF   |
|----------|---------|-------|
| ● rost   | 1006318 | 69.90 |



1006319 + 1006317 720



1003470 721



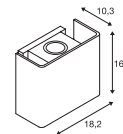
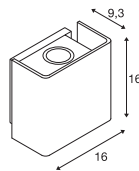



1002902 721



### MANA OUT WL, PHASE

### MANA OUT WL, Set



220-240V ~50/60Hz | 500mA  
Systemleistung: 11W  
Material: Aluminium / Aluminium

220-240V ~50/60Hz | 500mA  
Systemleistung: 11W  
Material: Aluminium / Beton




Up 325lm | 3000K  
Down 325lm | 3000K

Up 325lm | 3000K  
Down 325lm | 3000K

| Variante    | Art.Nr. | CHF    |
|-------------|---------|--------|
| ● anthrazit | 1002900 | 299.00 |
| ● rost      | 1002902 | 329.00 |

| Variante | Art.Nr. | CHF    |
|----------|---------|--------|
| ● grau   | 1003470 | 325.00 |

1006328 723





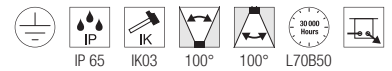
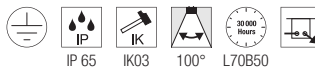
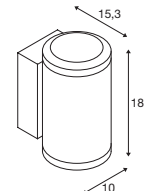
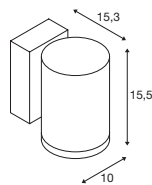
## ENOLA OCULUS WL, single



## ENOLA OCULUS WL, up/down



1006329 723



220-240V ~50/60Hz | 500mA  
Systemleistung: 11W  
Material: Aluminium / Glas

220-240V ~50/60Hz | 500mA  
Systemleistung: 20W  
Material: Aluminium / Glas



Down 1000lm | 3000K | 1100lm | 4000K



Up 940lm | 3000K | 1060lm | 4000K  
Down 940lm | 3000K

| Variante    | Art.Nr. | CHF      |
|-------------|---------|----------|
| ● anthrazit | 1006328 | ● 349.00 |

| Variante    | Art.Nr. | CHF      |
|-------------|---------|----------|
| ● anthrazit | 1006329 | ● 459.00 |



| Artikel        | Art.Nr. | CHF   |
|----------------|---------|-------|
| Abstandshalter |         |       |
| ● anthrazit    | 1002853 | 10.60 |



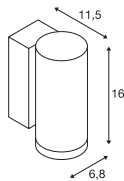
| Artikel        | Art.Nr. | CHF   |
|----------------|---------|-------|
| Abstandshalter |         |       |
| ● anthrazit    | 1002853 | 10.60 |

1003440 725





### ENOLA ROUND S WL, single



100-240V ~50/60Hz | 500mA  
Systemleistung: 6W  
Material: Aluminium / Glas



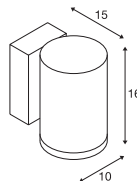
Down 450lm | 3000K | 500lm | 4000K

| Variante    | Art.Nr. | CHF    |
|-------------|---------|--------|
| ● anthrazit | 1003422 | 259.00 |



| Artikel        | Art.Nr. | CHF   |
|----------------|---------|-------|
| Abstandshalter |         |       |
| ● anthrazit    | 1002853 | 10.60 |
| Reflektor 60°  |         |       |
| ● chrom        | 1005262 | 20.20 |

### ENOLA ROUND M WL, single



220-240V ~50/60Hz | 500mA  
Systemleistung: 11W  
Material: Aluminium / Glas



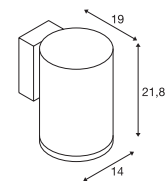
Down 860lm | 3000K | 980lm | 4000K

| Variante    | Art.Nr. | CHF    |
|-------------|---------|--------|
| ● anthrazit | 1003423 | 319.00 |



| Artikel            | Art.Nr. | CHF   |
|--------------------|---------|-------|
| Abstandshalter     |         |       |
| ● anthrazit        | 1002853 | 10.60 |
| Linse 19°          |         |       |
| ●● schwarz / chrom | 1005205 | 52.00 |
| Linse asymmetrisch |         |       |
| ●● schwarz / chrom | 1005206 | 52.00 |
| Reflektor 60°      |         |       |
| ● chrom            | 1005207 | 29.90 |

### ENOLA ROUND L WL, single



220-240V ~50/60Hz | 900mA  
Systemleistung: 36W  
Material: Aluminium / Glas



Down 3300lm | 3000K | 3700lm | 4000K

| Variante    | Art.Nr. | CHF    |
|-------------|---------|--------|
| ● anthrazit | 1003440 | 379.00 |



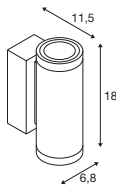
| Artikel        | Art.Nr. | CHF   |
|----------------|---------|-------|
| Abstandshalter |         |       |
| ● anthrazit    | 1002853 | 10.60 |
| Reflektor 60°  |         |       |
| ● chrom        | 1005263 | 27.70 |



1003441 727



### ENOLA ROUND S UP/DOWN WL



220-240V ~50/60Hz | 350mA  
Systemleistung: 7.8W  
Material: Aluminium / Glas



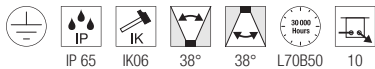
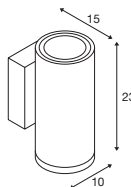
|      |       |       |       |       |
|------|-------|-------|-------|-------|
| Up   | 310lm | 3000K | 350lm | 4000K |
| Down | 310lm | 3000K | 350lm | 4000K |

| Variante    | Art.Nr. | CHF    |
|-------------|---------|--------|
| ● anthrazit | 1003424 | 319.00 |



| Artikel        | Art.Nr. | CHF   |
|----------------|---------|-------|
| Abstandshalter |         |       |
| ● anthrazit    | 1002853 | 10.60 |
| Reflektor 60°  |         |       |
| ● chrom        | 1005262 | 20.20 |

### ENOLA ROUND M UP/DOWN WL



220-240V ~50/60Hz | 500mA  
Systemleistung: 20W  
Material: Aluminium / Glas



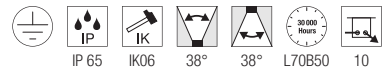
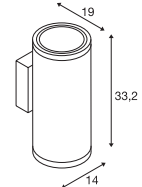
|      |       |       |       |       |
|------|-------|-------|-------|-------|
| Up   | 830lm | 3000K | 950lm | 4000K |
| Down | 830lm | 3000K | 950lm | 4000K |

| Variante    | Art.Nr. | CHF    |
|-------------|---------|--------|
| ● anthrazit | 1003425 | 379.00 |



| Artikel            | Art.Nr. | CHF   |
|--------------------|---------|-------|
| Abstandshalter     |         |       |
| ● anthrazit        | 1002853 | 10.60 |
| Linse 19°          |         |       |
| ●● schwarz / chrom | 1005205 | 52.00 |
| Linse asymmetrisch |         |       |
| ●● schwarz / chrom | 1005206 | 52.00 |
| Reflektor 60°      |         |       |
| ● chrom            | 1005207 | 29.90 |

### ENOLA ROUND L UP/DOWN WL



220-240V ~50/60Hz | 700mA  
Systemleistung: 55W  
Material: Aluminium / Glas



|      |        |       |        |       |
|------|--------|-------|--------|-------|
| Up   | 2700lm | 3000K | 3000lm | 4000K |
| Down | 2700lm | 3000K | 3000lm | 4000K |


| Variante    | Art.Nr. | CHF    |
|-------------|---------|--------|
| ● anthrazit | 1003441 | 520.00 |



| Artikel        | Art.Nr. | CHF   |
|----------------|---------|-------|
| Abstandshalter |         |       |
| ● anthrazit    | 1002853 | 10.60 |
| Reflektor 60°  |         |       |
| ● chrom        | 1005263 | 27.70 |



1003416 729

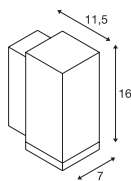


1003417 729





## ENOLA SQUARE S WL, single



100-240V ~50/60Hz | 500mA  
Systemleistung: 6W  
Material: Aluminium / Glas



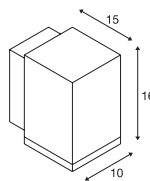
Down 450lm | 3000K | 500lm | 4000K

| Variante    | Art.Nr. | CHF    |
|-------------|---------|--------|
| ● anthrazit | 1003416 | 259.00 |



| Artikel        | Art.Nr. | CHF   |
|----------------|---------|-------|
| Abstandshalter |         |       |
| ● anthrazit    | 1002853 | 10.60 |
| Reflektor 60°  |         |       |
| ● chrom        | 1005262 | 20.20 |

## ENOLA SQUARE M WL, single



220-240V ~50/60Hz | 500mA  
Systemleistung: 11W  
Material: Aluminium / Glas



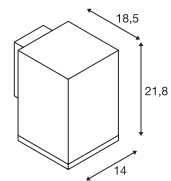
Down 860lm | 3000K | 980lm | 4000K

| Variante    | Art.Nr. | CHF    |
|-------------|---------|--------|
| ● anthrazit | 1003417 | 319.00 |



| Artikel            | Art.Nr. | CHF   |
|--------------------|---------|-------|
| Abstandshalter     |         |       |
| ● anthrazit        | 1002853 | 10.60 |
| Linse 19°          |         |       |
| ●● schwarz / chrom | 1005205 | 52.00 |
| Linse asymmetrisch |         |       |
| ●● schwarz / chrom | 1005206 | 52.00 |
| Reflektor 60°      |         |       |
| ● chrom            | 1005207 | 29.90 |

## ENOLA SQUARE L WL, single



220-240V ~50/60Hz | 900mA  
Systemleistung: 36W  
Material: Aluminium / Glas



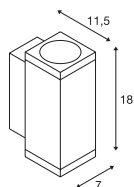
Down 3300lm | 3000K | 3700lm | 4000K

| Variante    | Art.Nr. | CHF    |
|-------------|---------|--------|
| ● anthrazit | 1003437 | 379.00 |



| Artikel        | Art.Nr. | CHF   |
|----------------|---------|-------|
| Abstandshalter |         |       |
| ● anthrazit    | 1002853 | 10.60 |
| Reflektor 60°  |         |       |
| ● chrom        | 1005263 | 27.70 |

## ENOLA SQUARE S UP/DOWN WL



220-240V ~50/60Hz | 350mA  
Systemleistung: 7.8W  
Material: Aluminium / Glas



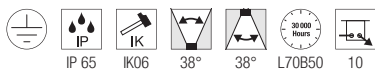
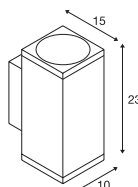
|      |       |       |       |       |
|------|-------|-------|-------|-------|
| Up   | 310lm | 3000K | 350lm | 4000K |
| Down | 310lm | 3000K | 350lm | 4000K |

| Variante    | Art.Nr. | CHF    |
|-------------|---------|--------|
| ● anthrazit | 1003418 | 319.00 |



| Artikel        | Art.Nr. | CHF   |
|----------------|---------|-------|
| Abstandshalter |         |       |
| ● anthrazit    | 1002853 | 10.60 |
| Reflektor 60°  |         |       |
| ● chrom        | 1005262 | 20.20 |

## ENOLA SQUARE M UP/DOWN WL



220-240V ~50/60Hz | 500mA  
Systemleistung: 20W  
Material: Aluminium / Glas



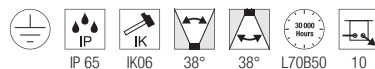
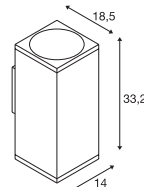
|      |       |       |       |       |
|------|-------|-------|-------|-------|
| Up   | 830lm | 3000K | 950lm | 4000K |
| Down | 830lm | 3000K | 950lm | 4000K |

| Variante    | Art.Nr. | CHF    |
|-------------|---------|--------|
| ● anthrazit | 1003419 | 379.00 |



| Artikel            | Art.Nr. | CHF   |
|--------------------|---------|-------|
| Abstandshalter     |         |       |
| ● anthrazit        | 1002853 | 10.60 |
| Linse 19°          |         |       |
| ●● schwarz / chrom | 1005205 | 52.00 |
| Linse asymmetrisch |         |       |
| ●● schwarz / chrom | 1005206 | 52.00 |
| Reflektor 60°      |         |       |
| ● chrom            | 1005207 | 29.90 |

## ENOLA SQUARE L UP/DOWN WL



220-240V ~50/60Hz | 700mA  
Systemleistung: 55W  
Material: Aluminium / Glas



|      |        |       |        |       |
|------|--------|-------|--------|-------|
| Up   | 2700lm | 3000K | 3000lm | 4000K |
| Down | 2700lm | 3000K | 3000lm | 4000K |

| Variante    | Art.Nr. | CHF    |
|-------------|---------|--------|
| ● anthrazit | 1003438 | 520.00 |



| Artikel        | Art.Nr. | CHF   |
|----------------|---------|-------|
| Abstandshalter |         |       |
| ● anthrazit    | 1002853 | 10.60 |
| Reflektor 60°  |         |       |
| ● chrom        | 1005263 | 27.70 |



ENOLA S, M, L  
Reflektor, 56°



60°

S | H: 1.85 cm Ø: 4.5 cm  
M | H: 4.00 cm Ø: 7.5 cm  
L | H: 6.96 cm Ø: 11 cm  
Material: Polycarbonat (PC)



ENOLA M  
Linse 19°



34 / 12°

H: 3.8 cm  
Ø: 7.5 cm  
Material: Stahl / Polycarbonat (PC)



ENOLA M  
Asymmetrische Linse



48 / 23°

H: 3 cm  
Ø: 7.5 cm  
Material: Stahl / Polycarbonat (PC)



| Variante    | Art.Nr. | CHF   |
|-------------|---------|-------|
| ● chrom   S | 1005262 | 20.20 |
| ● chrom   M | 1005207 | 29.90 |
| ● chrom   L | 1005263 | 27.70 |

| Variante           | Art.Nr. | CHF   |
|--------------------|---------|-------|
| ●● schwarz / chrom | 1005205 | 52.00 |

| Variante           | Art.Nr. | CHF   |
|--------------------|---------|-------|
| ●● schwarz / chrom | 1005206 | 52.00 |




# EASY TO INSTALL

---

1

## MONTAGE AN DER WAND.

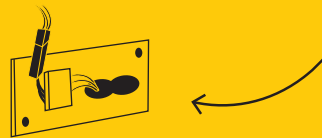
Montageplatte mit den Befestigungsschrauben  
an der Wand verschrauben.



2

## UNKOMPLIZIERT ZUSAMMENSTECKEN.

Die Stromzufuhr-Steckverbindung mit den  
LED-Leuchten verbinden.



3

## SAUBERES UND SICHERES ZUSAMMENFÜGEN.

Die Leuchte in die praktische Führungsnut der  
Montageplatte einhängen und den Leuchtenkörper  
mit der Montageplatte verschrauben.

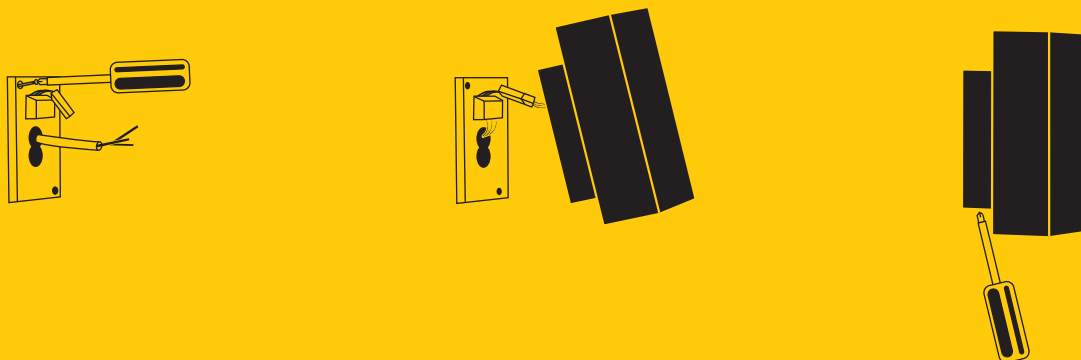


FERTIG!

Weil sich Effizienz immer auszahlt, sind SLV Leuchten leicht, schnell und sicher zu installieren. Durch fixierte Montageplatten, einhängbare Leuchtenköpfe, Federklemmanschlüsse, Durchverdrahtungen, Kabeleinführungen und weitere Features bieten sie entscheidende Vorteile: Sie sparen Zeit, Aufwand und Kosten.

## EINHÄNGBARE LEUCHTENKÖPFE.

Auch bei unserer ENOLA® Familie lässt sich der Leuchtenkopf von der an der Wand fixierten Montageplatte trennen. So bleiben nach dem Einhängen über die integrierte Nase und dem elektrischen Anschluss via Steckverbinder beide Hände frei, um die Leuchte sicher anzuschrauben.



## PRAKTISCHE FEDERKLEMMANSCHLÜSSE.

Die würfelförmigen SITRA CUBE Wandleuchten überzeugen durch moderne Schlichtheit. Dazu sind auch sie schnell und leicht installiert: Einfach die Anschlusskabel werkzeuglos und direkt anklemmen und die Kupplung der Montageplatte mit dem Stecker der Leuchte verbinden – fertig!



## DURCHGÄNGIG DURCHVERDRAHTET.

Unsere QUADRULO Wand- und Deckenleuchten zeigen, wie einfach die Durchverdrahtung in der Praxis funktioniert. Denn in der Grundplatte sind zwei Kabeleinführungen in 8er-Form vorgesehen. Auch die Federklemme besitzt zwei Anschlussmöglichkeiten. So lassen sich gleich mehrere Leuchten schnell und einfach installieren.






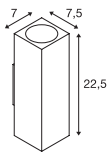
229532 735



234515 735



### THEO UP/DOWN WL, QPAR51



220-240V ~50/60Hz  
Material: Aluminium / Glas



Socket: 2xGU10

| Variante    | Art.Nr. | CHF    |
|-------------|---------|--------|
| ● anthrazit | 229535  | 128.00 |
| ○ weiß      | 229531  | 128.00 |
| ● grau      | 229532  | 128.00 |

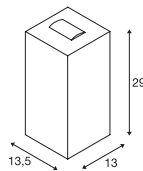


LED GU10 51mm | 6W | 38°  
2700K | 450lm | EEK=F  
6kWh/1000h



Art. Nr.: 1005077 | 10.60 CHF

### BIG THEO BEAM UP/ FLOOD DOWN WL



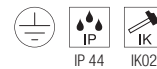
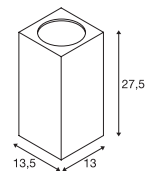
220-240V ~50/60Hz | 500mA  
Systemleistung: 29W  
Material: Aluminium / Glas



Up 130lm | 3000K  
Down 2000lm | 3000K

| Variante    | Art.Nr. | CHF    |
|-------------|---------|--------|
| ● anthrazit | 234515  | 345.00 |

### BIG THEO UP/DOWN WL, QPAR111



220-240V ~50/60Hz  
Material: Aluminium / Glas



Socket: 2xGU10

| Variante    | Art.Nr. | CHF    |
|-------------|---------|--------|
| ● anthrazit | 229575  | 219.00 |
| ● grau      | 229574  | 219.00 |



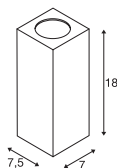
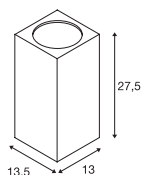
QPAR111 | 12.5W | 10°  
3000K | 950lm | EEK=F  
13kWh/1000h



Art. Nr.: 1005278 | 65.00 CHF

BIG THEO FLOOD UP/DOWN  
WL

THEO  
WL, QPAR51



220-240V ~50/60Hz | 1000mA  
Systemleistung: 42W  
Material: Aluminium / Glas



Up 2000lm | 3000K  
Down 2000lm | 3000K

| Variante    | Art.Nr. | CHF    |
|-------------|---------|--------|
| ● anthrazit | 234505  | 359.00 |

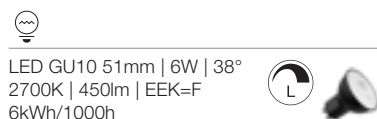


220-240V ~50/60Hz  
Material: Aluminium / Glas



Socket: 1xGU10

| Variante    | Art.Nr. | CHF    |
|-------------|---------|--------|
| ● anthrazit | 229525  | 117.00 |
| ● grau      | 229524  | 117.00 |



LED GU10 51mm | 6W | 38°  
2700K | 450lm | EEK=F  
6kWh/1000h

Art. Nr.: 1005077 | 10.60 CHF



234505 736

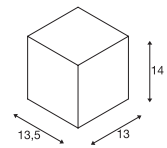
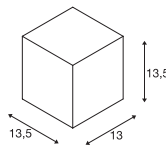






**BIG THEO**  
WL, QPAR111

**BIG THEO**  
WL



IP 44

220-240V ~50/60Hz  
Material: Aluminium / Glas



Socket: 1xGU10

| Variante    | Art.Nr. | CHF    |
|-------------|---------|--------|
| ● anthrazit | 229565  | 149.00 |
| ● grau      | 229564  | 149.00 |



100-277V ~50/60Hz | 500mA  
Systemleistung: 21W  
Material: Aluminium / Glas



Down

2000lm | 3000K

| Variante    | Art.Nr. | CHF    |
|-------------|---------|--------|
| ● anthrazit | 234525  | 259.00 |




QPAR111 | 12.5W | 10°  
3000K | 950lm | EEK=F  
13kWh/1000h



Art. Nr.: 1005278 | 65.00 CHF

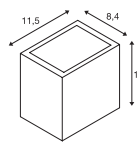
234525 737



1002032 739



SITRA S  
WL, single, eckig



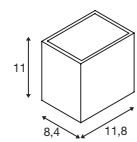
100-277V ~50/60Hz | 500mA  
Systemleistung: 11W  
Material: Aluminium



|      |       |       |       |       |
|------|-------|-------|-------|-------|
| Up   | 550lm | 3000K | 635lm | 4000K |
| Down | 550lm | 3000K | 635lm | 4000K |

| Variante    | Art.Nr. | CHF    |
|-------------|---------|--------|
| ● anthrazit | 1002032 | 149.00 |
| ○ weiß      | 1002033 | 149.00 |
| ● rost      | 1002034 | 149.00 |

SITRA S  
WL, single, eckig



220-240V ~50/60Hz | 500mA  
Systemleistung: 6.2W  
Material: Aluminium / Glas




|      |       |       |       |       |
|------|-------|-------|-------|-------|
| Down | 580lm | 3000K | 620lm | 4000K |
|------|-------|-------|-------|-------|

| Variante    | Art.Nr. | CHF    |
|-------------|---------|--------|
| ● anthrazit | 1005148 | 117.00 |
| ○ weiß      | 1005149 | 117.00 |
| ● rost      | 1005150 | 117.00 |





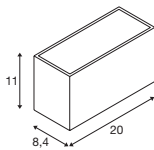
232531    741



232535    741



SITRA M  
WL, up/down, eckig



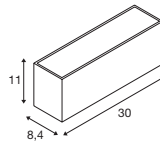
220-240V ~50/60Hz | 350mA  
Systemleistung: 14W  
Material: Aluminium



|      |       |       |       |       |
|------|-------|-------|-------|-------|
| Up   | 850lm | 3000K | 940lm | 4000K |
| Down | 850lm | 3000K | 940lm | 4000K |

| Variante      | Art.Nr.        | CHF           |
|---------------|----------------|---------------|
| ● anthrazit   |                |               |
| 1700 / 1880lm | <b>1005151</b> | <b>172.00</b> |
| ○ weiß        |                |               |
| 1700 / 1880lm | <b>1005153</b> | <b>172.00</b> |
| ● rost        |                |               |
| 1600 / 1700lm | <b>1005154</b> | <b>172.00</b> |

SITRA L  
WL, up/down, eckig



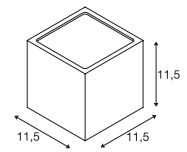
220-240V ~50/60Hz | 600mA  
Systemleistung: 24W  
Material: Aluminium



|      |        |       |        |       |
|------|--------|-------|--------|-------|
| Up   | 1400lm | 3000K | 1530lm | 4000K |
| Down | 1400lm | 3000K | 1530lm | 4000K |

| Variante    | Art.Nr.        | CHF           |
|-------------|----------------|---------------|
| ● anthrazit | <b>1005155</b> | <b>219.00</b> |
| ○ weiß      | <b>1005156</b> | <b>219.00</b> |
| ● rost      | <b>1005157</b> | <b>219.00</b> |

SITRA CUBE  
WL, TCR-TSE



220-240V ~50/60Hz  
Material: Aluminium / Glas



Socket: 2xGX53 max. Ø: 7.5 cm L: 2.7 cm

| Variante    | Art.Nr.       | CHF          |
|-------------|---------------|--------------|
| ● anthrazit | <b>232535</b> | <b>99.00</b> |
| ○ weiß      | <b>232531</b> | <b>99.00</b> |
| ● rost      | <b>232537</b> | <b>99.00</b> |

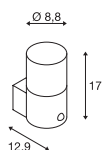


LED GX53 | 6.1W | 120°  
3000K | 490lm | EEK=G  
6kWh/1000h

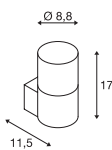


Art. Nr.: 1005271 | 13.50 CHF

GRAFIT  
WL, rund, Sensor, E27



GRAFIT  
WL, rund, E27



1006178 742



220-240V ~50/60Hz  
Material: Aluminium / Acryl



Socket: 1xE27 max. Ø: 6 cm L: 11.5 cm

| Variante    | Art.Nr. | CHF    |
|-------------|---------|--------|
| ● anthrazit | 1006179 | 102.00 |



220-240V ~50/60Hz  
Material: Aluminium / Acryl



Socket: 1xE27 max. Ø: 6 cm L: 11.5 cm

| Variante    | Art.Nr. | CHF    |
|-------------|---------|--------|
| ● anthrazit | 1006178 | 102.00 |



LED E27 | 8W | 240°  
3000K | 880lm | EEK=E  
8kWh/1000h



Art. Nr.: 1005289 | 12.90 CHF



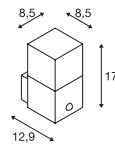
A60 | 7.5W | 320°  
2700K | 800lm | EEK=F  
8kWh/1000h




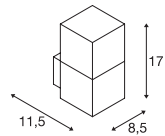
Art. Nr.: 1005303 | 12.90 CHF



**GRAFIT**  
WL, eckig, Sensor, E27



**GRAFIT**  
WL, eckig, E27



231205 743



220-240V ~50/60Hz  
Material: Aluminium / Acryl



Socket: 1xE27 max. Ø: 6 cm | L: 11.5 cm

| Variante    | Art.Nr. | CHF    |
|-------------|---------|--------|
| ● anthrazit | 1006183 | 102.00 |



A60 | 7.5W | 320°  
2700K | 800lm | EEK=F  
8kWh/1000h



Art. Nr.: 1005303 | 12.90 CHF



220-240V ~50/60Hz  
Material: Aluminium / Kunststoff



Socket: 1xE27 max. Ø: 6 cm | L: 11.5 cm

| Variante    | Art.Nr. | CHF   |
|-------------|---------|-------|
| ● anthrazit | 231205  | 99.00 |


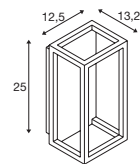


A60 | 7.5W | 320°  
2700K | 800lm | EEK=F  
8kWh/1000h



Art. Nr.: 1005303 | 12.90 CHF

# QUADRULO WL



100-277V ~50/60Hz | 350mA  
Systemleistung: 7.4W  
Material: Aluminium / Polyvinylchlorid (PVC)



Down 270lm | 280lm | 3000K

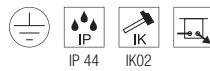
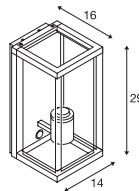
| Variante                    | Art.Nr. | CHF    |
|-----------------------------|---------|--------|
| ● anthrazit<br>270lm        | 1005201 | 209.00 |
| ● anthrazit / Holz<br>280lm | 1007207 | 185.00 |





1002402 745

QUADRULO SENSOR  
WL, E27



220-240V ~50/60Hz  
Material: Aluminium / Glas

**SOCKET INSIDE** <15 W

Socket: 1xE27 max. Ø: 8 cm L: 18 cm

| Variante    | Art.Nr. | CHF    |
|-------------|---------|--------|
| ● anthrazit | 1002402 | 209.00 |

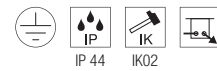
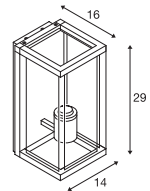


LED E27 | 7.5W | 320°  
2500K | 700lm | EEK=F  
8kWh/1000h



Art. Nr.: 1005265 | 33.00 CHF

QUADRULO  
WL, E27



220-240V ~50/60Hz  
Material: Aluminium / Glas

**SOCKET INSIDE** <15 W

Socket: 1xE27 max. Ø: 8 cm L: 18 cm

| Variante    | Art.Nr. | CHF    |
|-------------|---------|--------|
| ● anthrazit | 1002403 | 192.00 |



LED E27 | 7.5W | 320°  
2500K | 700lm | EEK=F  
8kWh/1000h

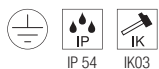
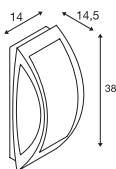


Art. Nr.: 1005265 | 33.00 CHF



1002403 745

MERIDIAN  
WL, E27



220-240V ~50/60Hz  
Material: Aluminium / Polycarbonat (PC)



Socket: 1xE27 max. Ø: 7 cm L: 17.5 cm

| Variante    | Art.Nr. | CHF   |
|-------------|---------|-------|
| ● anthrazit | 230445  | 96.00 |
| ● grau      | 230444  | 96.00 |

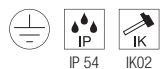
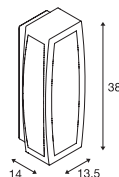


LED E27 | 8W | 240°  
3000K | 880lm | EEK=E  
8kWh/1000h



Art. Nr.: 1005289 | 12.90 CHF

MERIDIAN BOX  
WL, E27



220-240V ~50/60Hz  
Material: Aluminium / Polycarbonat (PC)



Socket: 1xE27 max. Ø: 7 cm L: 17.5 cm

| Variante    | Art.Nr. | CHF    |
|-------------|---------|--------|
| ● anthrazit | 230045  | 128.00 |
| ● grau      | 230044  | 128.00 |



| 13.5W | 240°  
4000K | 1600lm | EEK=E  
14kWh/1000h



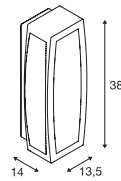

Art. Nr.: 1005308 | 13.80 CHF





230445 746

### MERIDIAN BOX SENSOR WL, E27



220-240V ~50/60Hz  
Material: Aluminium / Polycarbonat (PC)

- Die Einschaltumgebungshelligkeit und Einschaldauer können eingestellt werden



Socket: 1xE27 max. Ø: 7 cm L: 17.5 cm

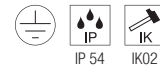
| Variante    | Art.Nr. | CHF    |
|-------------|---------|--------|
| ● anthrazit | 230085  | 209.00 |
| ● grau      | 230084  | 209.00 |



LED E27 | 8W | 240°  
3000K | 880lm | EEK=E  
8kWh/1000h



Art. Nr.: 1005289 | 12.90 CHF



220-240V ~50/60Hz  
Material: Aluminium / Polycarbonat (PC)



Socket: 1xE27 max. Ø: 7 cm L: 17.5 cm

| Variante    | Art.Nr. | CHF    |
|-------------|---------|--------|
| ● anthrazit | 230655  | 138.00 |
| ● rost      | 230657  | 138.00 |



LED E27 | 7.5W | 320°  
2500K | 700lm | EEK=F  
8kWh/1000h




Art. Nr.: 1005265 | 33.00 CHF




230655 747

1004748 749

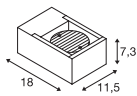


1006314 749





### ESKINA FRAME WL



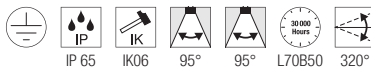
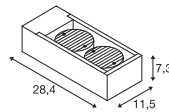
220-240V ~50/60Hz | 350mA  
Systemleistung: 15W  
Material: Aluminium



|      |                |                |
|------|----------------|----------------|
| Down | 1100lm   3000K | 1200lm   4000K |
|------|----------------|----------------|

| Variante    | Art.Nr. | CHF    |
|-------------|---------|--------|
| ● anthrazit | 1004747 | 245.00 |

### ESKINA FRAME WL, double



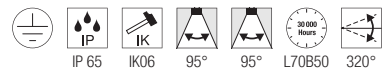
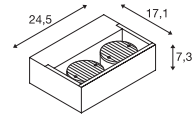
220-240V ~50/60Hz | 700mA  
Systemleistung: 27W  
Material: Aluminium



|        |                |                |
|--------|----------------|----------------|
| Spot 1 | 1100lm   3000K | 1200lm   4000K |
| Spot 2 | 1100lm   3000K | 1200lm   4000K |

| Variante    | Art.Nr. | CHF    |
|-------------|---------|--------|
| ● anthrazit | 1004748 | 309.00 |

### ESKINA FRAME WL, double




220-240V ~50/60Hz | 700mA  
Systemleistung: 27W  
Material: Aluminium



|        |                |                |
|--------|----------------|----------------|
| Spot 1 | 1100lm   3000K | 1200lm   4000K |
| Spot 2 | 1100lm   3000K | 1200lm   4000K |

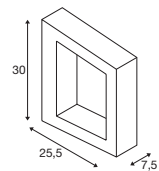
| Variante    | Art.Nr. | CHF    |
|-------------|---------|--------|
| ● anthrazit | 1006314 | 329.00 |

1005443 751

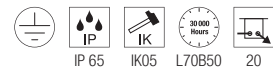




# BOOKAT WL



1005441 683



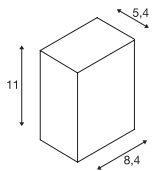
100-277V ~50/60Hz | 700mA  
Systemleistung: 15W  
Material: Aluminium



Down 920lm | 3000K | 990lm | 4000K

| Variante    | Art.Nr. | CHF    |
|-------------|---------|--------|
| ● anthrazit | 1005443 | 219.00 |

# BIG QUAD WL



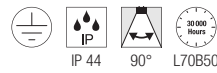
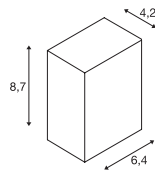
100-240V ~50/60Hz | 350mA  
Systemleistung: 4.5W  
Material: Aluminium / Glas



Down 260lm | 3000K

| Variante    | Art.Nr. | CHF    |
|-------------|---------|--------|
| ● anthrazit | 232435  | 160.00 |

# QUAD WL



200-240V ~50/60Hz | 700mA  
Systemleistung: 4.6W  
Material: Aluminium / Glas



Down 80lm | 3000K  
100lm | 3000K

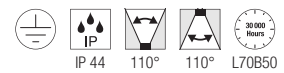
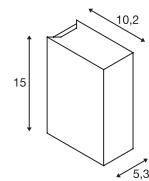
| Variante    | Art.Nr. | CHF    |
|-------------|---------|--------|
| ● anthrazit | 232465  | 117.00 |
| ○ weiß      | 232461  | 117.00 |







QUAD UP/DOWN 15  
WL



100-277V ~50/60Hz | 350mA  
Systemleistung: 8W  
Material: Aluminium / Glas





Up 260lm | 3000K  
Down 260lm | 3000K



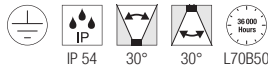
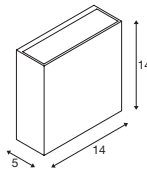
| Variante             | Art.Nr. | CHF    |
|----------------------|---------|--------|
| ● anthrazit<br>520lm | 232445  | 202.00 |
| ○ weiß<br>580lm      | 232441  | 202.00 |

1005126 755





## BIG QUAD UP/DOWN WL



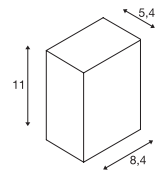
220-240V ~50/60Hz | 500mA  
 Systemleistung: 8.2W  
 Material: Aluminium / Glas



Up 320lm | 3000K  
 Down 320lm | 3000K

| Variante    | Art.Nr. | CHF    |
|-------------|---------|--------|
| ● anthrazit | 1005126 | 209.00 |
| ○ weiß      | 1005125 | 209.00 |

## BIG QUAD WL



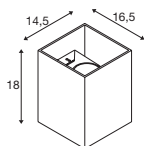
100-240V ~50/60Hz | 350mA  
 Systemleistung: 4.5W  
 Material: Aluminium / Glas



Down 290lm | 3000K

| Variante | Art.Nr. | CHF    |
|----------|---------|--------|
| ○ weiß   | 232431  | 160.00 |

RUSTY® UP/DOWN  
WL, quadratisch



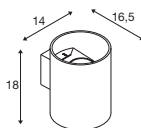
220-240V ~50/60Hz | 350mA  
Systemleistung: 14W  
Material: FeCSI-Stahl / Aluminium



|      |       |       |       |       |
|------|-------|-------|-------|-------|
| Up   | 259lm | 3000K | 260lm | 4000K |
| Down | 285lm | 3000K | 288lm | 4000K |

| Variante            | Art.Nr. | CHF    |
|---------------------|---------|--------|
| ●● rost / anthrazit | 1004650 | 329.00 |

RUSTY® UP/DOWN  
WL, rund




220-240V ~50/60Hz | 350mA  
Systemleistung: 14W  
Material: FeCSI-Stahl / Aluminium



|      |       |       |       |       |
|------|-------|-------|-------|-------|
| Up   | 249lm | 3000K | 254lm | 4000K |
| Down | 267lm | 3000K | 271lm | 4000K |

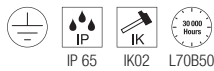
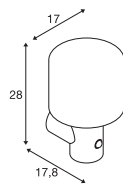
| Variante            | Art.Nr. | CHF    |
|---------------------|---------|--------|
| ●● rost / anthrazit | 1004651 | 329.00 |

1004650 756





### OVALISK SENSOR WL



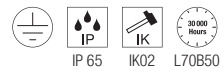
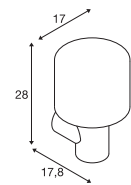
220-240V ~50/60Hz | 500mA  
Systemleistung: 9.6W  
Material: Aluminium / Glas



Down 580lm | 3000K | 630lm | 4000K

| Variante    | Art.Nr. | CHF    |
|-------------|---------|--------|
| ● anthrazit | 1004679 | 329.00 |

### OVALISK WL



220-240V ~50/60Hz | 500mA  
Systemleistung: 9.2W  
Material: Aluminium / Glas





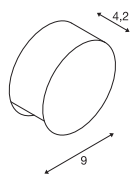
Down 580lm | 3000K | 630lm | 4000K

| Variante    | Art.Nr. | CHF    |
|-------------|---------|--------|
| ● anthrazit | 1004678 | 309.00 |



1004679 757

PEMA®  
WL



220-240V ~50/60Hz  
Systemleistung: 3.8W  
Material: Aluminium / Polycarbonat (PC)

- Schutzart IP55 nur bei Montage mit Lichtaustritt nach unten



Down 170lm | 3000K

| Variante    | Art.Nr. | CHF    |
|-------------|---------|--------|
| ● anthrazit | 231015  | 138.00 |
| ○ weiß      | 231010  | 138.00 |
| ● grau      | 231012  | 138.00 |

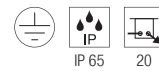
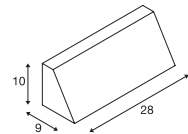
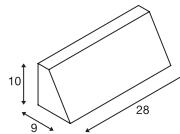
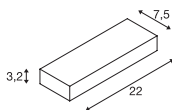




PEMA®  
WL

PEMA®  
WL

PEMA®  
WL, E27



220-240V ~50/60Hz  
Systemleistung: 7.7W  
Material: Aluminium / Glas

100-277V ~50/60Hz | 350mA  
Systemleistung: 14W  
Material: Aluminium / Glas

220-240V ~50/60Hz  
Material: Aluminium / Glas



Down 640lm | 3000K

Down 1340lm | 3000K | 1420lm | 4000K

Socket: 1xE27 max. Ø: 4.5 cm | L: 21 cm

| Variante    | Art.Nr. | CHF    |
|-------------|---------|--------|
| ● anthrazit | 1002069 | 160.00 |
| ○ weiß      | 1002070 | 160.00 |

| Variante  | Art.Nr. | CHF    |
|-----------|---------|--------|
| ● schwarz | 1003453 | 175.00 |
| ● grau    | 1003454 | 175.00 |

| Variante  | Art.Nr. | CHF    |
|-----------|---------|--------|
| ● schwarz | 230030  | 124.00 |
| ● grau    | 230034  | 124.00 |

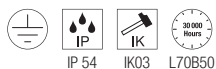
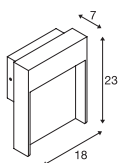


LED E27 | 8W | 240°  
3000K | 880lm | EEK=E  
8kWh/1000h



Art. Nr.: 1005289 | 12.90 CHF

## FLATT SENSOR WL



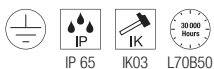
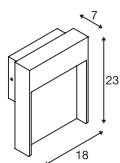
100-240V ~50/60Hz | 300mA  
Systemleistung: 13W  
Material: Aluminium / Aluminium



Down 500lm | 3000K | 550lm | 4000K

| Variante                            | Art.Nr.        | CHF           |
|-------------------------------------|----------------|---------------|
| ● anthrazit<br>500 / 530lm          | <b>1002954</b> | <b>239.00</b> |
| ●● anthrazit / braun<br>500 / 550lm | <b>1002955</b> | <b>239.00</b> |

## FLATT WL



100-240V ~50/60Hz | 300mA  
Systemleistung: 13W  
Material: Aluminium / Aluminium



Down 500lm | 3000K | 530lm | 4000K

| Variante                            | Art.Nr.        | CHF           |
|-------------------------------------|----------------|---------------|
| ● anthrazit<br>500 / 530lm          | <b>1002952</b> | <b>209.00</b> |
| ●● anthrazit / braun<br>500 / 550lm | <b>1002953</b> | <b>209.00</b> |



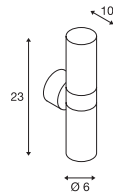




1002955 760

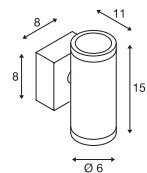


ASTINA  
WL, QPAR51




220-240V ~50/60Hz  
Material: Aluminium / Glas

ASTINA STEEL  
WL, QPAR51



220-240V ~50/60Hz  
Material: Edelstahl 304

228775 761



Socket: 2xGU10 max. L: 9 cm

| Variante    | Art.Nr. | CHF    |
|-------------|---------|--------|
| ● anthrazit | 228775  | 102.00 |
| ○ weiß      | 228771  | 102.00 |
| ● aluminium | 228776  | 117.00 |



LED GU10 51mm | 6W | 38°  
2700K | 450lm | EEK=F  
6kWh/1000h



Art. Nr.: 1005075 | 10.60 CHF



Socket: 2xGU10 max. Ø: 5.1 cm | L: 5.7 cm

| Variante    | Art.Nr. | CHF    |
|-------------|---------|--------|
| ● edelstahl | 233302  | 149.00 |

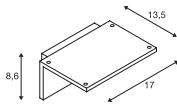


LED GU10 51mm | 6W | 38°  
2700K | 450lm | EEK=F  
6kWh/1000h



Art. Nr.: 1005075 | 10.60 CHF

ANGOLUX SENSOR  
WL



100-240V ~50/60Hz | 240mA  
Systemleistung: 9.8W  
Material: Aluminium

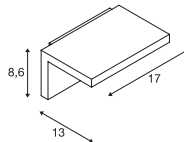
- Erfassungswinkel 120°  
max. Erfassungsdistanz 9m  
Ansprechempfindlichkeit
- Schutzart IP44 nur bei Montage mit  
Lichtaustritt nach unten



Down 750lm | 3000K

| Variante    | Art.Nr. | CHF    |
|-------------|---------|--------|
| ● anthrazit | 1001969 | 239.00 |
| ○ weiß      | 1001970 | 239.00 |

ANGOLUX  
WL



220-240V ~50/60Hz | 80mA  
Systemleistung: 6.8W  
Material: Aluminium


- Schutzart IP44 nur bei Montage mit  
Lichtaustritt nach unten.



Down 550lm | 3000K

| Variante    | Art.Nr. | CHF    |
|-------------|---------|--------|
| ● anthrazit | 231355  | 192.00 |
| ○ weiß      | 231351  | 192.00 |


1001969 762



1002504 763

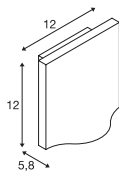


1002505 763





VILUA S  
WL



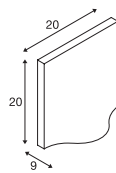
100-277V ~50/60Hz | 700mA  
Systemleistung: 9W  
Material: Aluminium / Glas



Down 405lm | 3000K

| Variante    | Art.Nr. | CHF    |
|-------------|---------|--------|
| ● anthrazit | 1002503 | 193.00 |

VILUA L  
WL



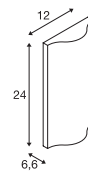
100-277V ~50/60Hz | 350mA  
Systemleistung: 17W  
Material: Aluminium / Glas



Down 940lm | 3000K

| Variante    | Art.Nr. | CHF    |
|-------------|---------|--------|
| ● anthrazit | 1002504 | 245.00 |

VILUA  
UP/DOWN, WL



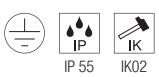
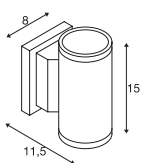
100-277V ~50/60Hz | 700mA  
Systemleistung: 16W  
Material: Aluminium / Glas



Up 400lm | 3000K  
Down 400lm | 3000K

| Variante    | Art.Nr. | CHF    |
|-------------|---------|--------|
| ● anthrazit | 1002505 | 245.00 |

MYRA UP/DOWN  
WL, QPAR51



220-240V ~50/60Hz  
Material: Aluminium / Glas




Socket: 2xGU10 max. Ø: 5.1 cm L: 5.7 cm

| Variante    | Art.Nr. | CHF    |
|-------------|---------|--------|
| ● anthrazit | 233115  | 156.00 |
| ● grau      | 233114  | 156.00 |

LED GU10 51mm | 6W | 38°  
2700K | 450lm | EEK=F  
6kWh/1000h

Art. Nr.: 1005077 | 10.60 CHF

| Artikel              | Art.Nr. | CHF   |
|----------------------|---------|-------|
| Aufbaumontage Rahmen |         |       |
| ● anthrazit          | 233215  | 25.55 |
| ● grau               | 233214  | 27.70 |



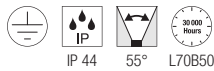
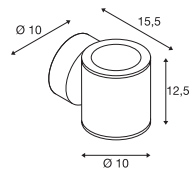
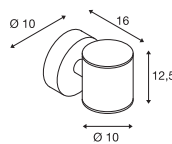
233114 764



SITRA UP/DOWN  
WL

SITRA UP/DOWN  
WL, TCR-TSE

230362 765



220-240V ~50/60Hz  
Systemleistung: 18W  
Material: Aluminium / Glas

220-240V ~50/60Hz  
Material: Aluminium / Glas



Up 488lm | 3000K  
Down 488lm | 3000K

Socket: 2xGX53 max. Ø: 7.5 cm | L: 3.5 cm

| Variante    | Art.Nr. | CHF    |
|-------------|---------|--------|
| ● anthrazit | 1002018 | 192.00 |

| Variante    | Art.Nr. | CHF    |
|-------------|---------|--------|
| ● anthrazit | 230365  | 124.00 |



LED GX53 | 6.1W | 120°  
3000K | 490lm | EEK=G  
6kWh/1000h



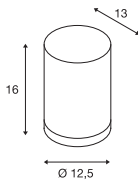
Art. Nr.: 1005271 | 13.50 CHF



1000334 767



ROX  
WL, QPAR111



220-240V ~50/60Hz  
Material: Aluminium / Glas



Socket: 1xGU10

| Variante    | Art.Nr. | CHF    |
|-------------|---------|--------|
| ● aluminium | 1000333 | 179.00 |

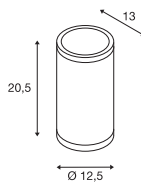


QPAR111 | 12.5W | 10°  
3000K | 950lm | EEK=F  
13kWh/1000h



Art. Nr.: 1005278 | 65.00 CHF

ROX UP/DOWN  
WL, QPAR111



220-240V ~50/60Hz  
Material: Aluminium / Glas



Socket: 2xGU10

| Variante    | Art.Nr. | CHF    |
|-------------|---------|--------|
| ● aluminium | 1000334 | 229.00 |

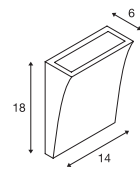


QPAR111 | 12.5W | 10°  
3000K | 950lm | EEK=F  
13kWh/1000h



Art. Nr.: 1005278 | 65.00 CHF

DELWA  
WL



220-240V ~50/60Hz | 700mA  
Systemleistung: 10W  
Material: Aluminium / Glas



Down

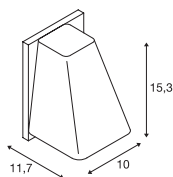
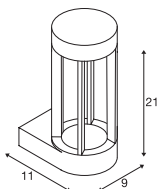
840lm | 3000K

| Variante    | Art.Nr. | CHF    |
|-------------|---------|--------|
| ● anthrazit | 1000342 | 239.00 |
| ○ weiß      | 1000340 | 239.00 |

SLOTS  
WL

WALLYX  
WL, QPAR51

227195 768



220-240V ~50/60Hz  
Systemleistung: 4.5W  
Material: Aluminium / Glas



220-240V ~50/60Hz  
Material: Aluminium / Glas



Down 140lm | 3000K



Socket: 1xGU10 max. L: 7.6 cm

| Variante    | Art.Nr. | CHF    |
|-------------|---------|--------|
| ● anthrazit | 231805  | 202.00 |
| ● rost      | 231807  | 202.00 |

| Variante    | Art.Nr. | CHF    |
|-------------|---------|--------|
| ● anthrazit | 227195  | 138.00 |



LED GU10 51mm | 6W | 38°  
2700K | 450lm | EEK=F  
6kWh/1000h


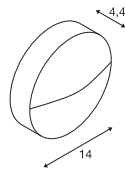


Art. Nr.: 1005077 | 10.60 CHF





### DOWNUNDER OUT WL, rund



100-240V ~50/60Hz | 500mA  
Systemleistung: 4.3W  
Material: Aluminium

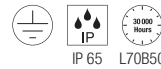
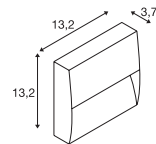


Down 150lm | 3000K | 160lm | 4000K

| Variante    | Art.Nr. | CHF    |
|-------------|---------|--------|
| ● anthrazit | 1002868 | 169.00 |

1002868 769

### DOWNUNDER OUT WL, quadratisch



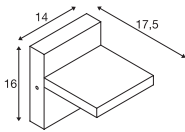
100-240V ~50/60Hz | 500mA  
Systemleistung: 4.3W  
Material: Aluminium



Down 150lm | 3000K | 160lm | 4000K

| Variante    | Art.Nr. | CHF    |
|-------------|---------|--------|
| ● anthrazit | 1002869 | 169.00 |

## ABRIDOR SENSOR WL



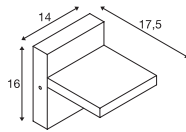
100-240V ~50/60Hz | 300mA  
Systemleistung: 12W  
Material: Aluminium



Down 950lm | 3000K | 980lm | 4000K

| Variante    | Art.Nr. | CHF    |
|-------------|---------|--------|
| ● anthrazit | 1002990 | 239.00 |

## ABRIDOR WL



100-240V ~50/60Hz | 300mA  
Systemleistung: 12W  
Material: Aluminium




Down 950lm | 3000K | 980lm | 4000K

| Variante    | Art.Nr. | CHF    |
|-------------|---------|--------|
| ● anthrazit | 1002989 | 219.00 |

1002990 770

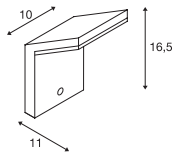




232905

771

ORDI SENSOR  
WL



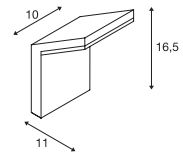
220-240V ~50/60Hz | 110mA  
Systemleistung: 9W  
Material: Aluminium



Down 740lm | 3000K

| Variante    | Art.Nr. | CHF    |
|-------------|---------|--------|
| ● anthrazit | 232915  | 179.00 |

ORDI  
WL



220-240V ~50/60Hz | 110mA  
Systemleistung: 9W  
Material: Aluminium



Down 740lm | 3000K

| Variante    | Art.Nr. | CHF    |
|-------------|---------|--------|
| ● anthrazit | 232905  | 149.00 |



232495 773



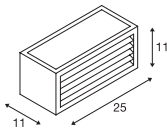
1002035 773



232485 773



BOX-L  
WL, E27



220-240V ~50/60Hz  
Material: Aluminium / Acryl



Socket: 1xE27    max. Ø: 6 cm    L: 17.5 cm

| Variante    | Art.Nr. | CHF    |
|-------------|---------|--------|
| ● anthrazit | 232495  | 125.00 |
| ○ weiß      | 232491  | 125.00 |
| ● rost      | 232497  | 125.00 |

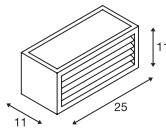


LED E27 | 8W | 240°  
3000K | 880lm | EEK=E  
8kWh/1000h



Art. Nr.: 1005289 | 12.90 CHF

BOX-L  
WL



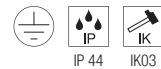
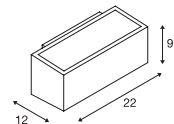
100-277V ~50/60Hz | 500mA  
Systemleistung: 19W  
Material: Aluminium / Acryl



Down    600lm | 3000K

| Variante    | Art.Nr. | CHF    |
|-------------|---------|--------|
| ● anthrazit | 1002035 | 160.00 |

BOX UP/DOWN  
WL, QT-DE12



220-240V ~50/60Hz  
Material: Aluminium



Socket: 1xR7s 78mm

| Variante    | Art.Nr. | CHF    |
|-------------|---------|--------|
| ● anthrazit | 232485  | 125.00 |




LED R7s | 9W | 330°  
3000K | 1050lm | EEK=E  
9kWh/1000h



Art. Nr.: 1005287 | 27.70 CHF



232101 775




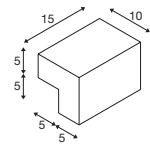
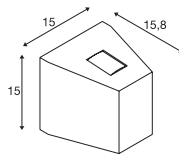
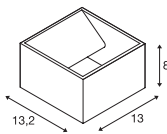
1003539 775



LOGS  
WL

OUT-BEAM UP /  
FLOOD DOWN  
WL

L-LINE OUT  
WL



220-240V ~50/60Hz | 500mA  
Systemleistung: 9.5W  
Material: Aluminium



Down 520lm | 3000K  
800lm

| Variante    | Art.Nr.       | CHF           |
|-------------|---------------|---------------|
| ● anthrazit |               |               |
| 520lm       | <b>232105</b> | <b>279.00</b> |
| ○ weiß      |               |               |
| 800lm       | <b>232101</b> | <b>279.00</b> |

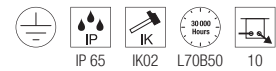


220-240V ~50/60Hz | 500mA  
Systemleistung: 18W  
Material: Aluminium / Glas



Up 50lm | 3000K  
Down 690lm | 3000K

| Variante    | Art.Nr.       | CHF           |
|-------------|---------------|---------------|
| ● anthrazit | <b>229665</b> | <b>329.00</b> |
| ● grau      | <b>229664</b> | <b>329.00</b> |



220-240V ~50/60Hz | 350mA  
Systemleistung: 7W  
Material: Aluminium / Polycarbonat (PC)



Down 500lm | 3000K | 570lm | 4000K

| Variante    | Art.Nr.        | CHF           |
|-------------|----------------|---------------|
| ● anthrazit | <b>1003539</b> | <b>172.00</b> |

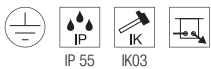
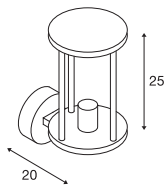
232045 777







PHOTONIA  
WL, E27



220-240V ~50/60Hz  
Material: Aluminium / Glas



Socket: 1xE27 max. Ø: 9 cm | L: 15 cm

| Variante    | Art.Nr. | CHF    |
|-------------|---------|--------|
| ● anthrazit | 232045  | 259.00 |



LED E27 | 7.5W | 320°  
2500K | 700lm | EEK=F  
8kWh/1000h

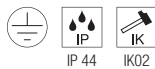
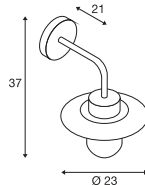


Art. Nr.: 1005265 | 33.00 CHF



| Artikel        | Art.Nr. | CHF   |
|----------------|---------|-------|
| Abstandshalter |         |       |
| ● anthrazit    | 1002853 | 10.60 |

MOLAT  
WL, E27



220-240V ~50/60Hz  
Material: Aluminium / Glas



Socket: 1xE27 max. Ø: 6.5 cm | L: 14.5 cm

| Variante    | Art.Nr. | CHF    |
|-------------|---------|--------|
| ● anthrazit | 1000820 | 134.00 |

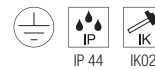
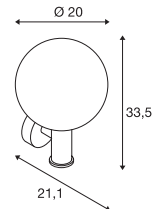


A60 | 7.5W | 320°  
2700K | 800lm | EEK=F  
8kWh/1000h



Art. Nr.: 1005303 | 12.90 CHF

GLOO PURE  
WL, E27



220-240V ~50/60Hz  
Material: Aluminium / Glas



Socket: 1xE27 max. Ø: 4.8 cm | L: 18 cm

| Variante    | Art.Nr. | CHF    |
|-------------|---------|--------|
| ● anthrazit | 1002002 | 117.00 |



LED E27 | 8W | 240°  
4000K | 920lm | EEK=E  
8kWh/1000h

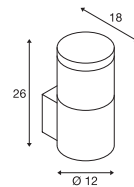


Art. Nr.: 1005290 | 12.90 CHF

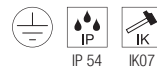


1000336 779

F-POL  
WL, E27



230355 779



220-240V ~50/60Hz  
Material: Aluminium / Polycarbonat (PC)

**SOCKET**  
**INSIDE** <20  
W

Socket: 1xE27 max. Ø: 5.1 cm | L: 14 cm

| Variante    | Art.Nr. | CHF    |
|-------------|---------|--------|
| ● anthrazit | 231585  | 169.00 |




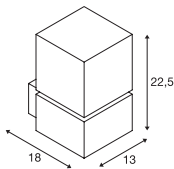
LED E27 | 8W | 240°  
4000K | 920lm | EEK=E  
8kWh/1000h



Art. Nr.: 1005290 | 12.90 CHF



### SQUARE WL, E27



220-240V ~50/60Hz  
Material: Edelstahl 304



Socket: 1xE27 max. Ø: 7 cm | L: 13 cm

| Variante    | Art.Nr. | CHF    |
|-------------|---------|--------|
| ● edelstahl | 1000336 | 259.00 |


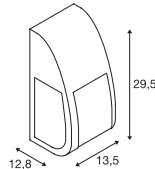


A60 | 7.5W | 320°  
2700K | 800lm | EEK=F  
8kWh/1000h



Art. Nr.: 1005303 | 12.90 CHF

### KERAS ELT WL, E27



220-240V ~50/60Hz  
Material: Aluminium / Polycarbonat (PC)



Socket: 1xE27 max. Ø: 7 cm | L: 17.5 cm

| Variante    | Art.Nr. | CHF    |
|-------------|---------|--------|
| ● anthrazit | 227176  | 202.00 |

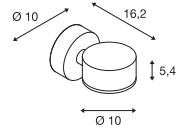


A60 | 7.5W | 320°  
2700K | 800lm | EEK=F  
8kWh/1000h



Art. Nr.: 1005303 | 12.90 CHF

### SITRA WL, TCR-TSE



220-240V ~50/60Hz  
Material: Aluminium / Glas



Socket: 1xGX53 max. Ø: 7.5 cm | L: 3.5 cm

| Variante    | Art.Nr. | CHF    |
|-------------|---------|--------|
| ● anthrazit | 230355  | 117.00 |

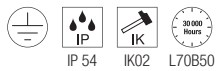
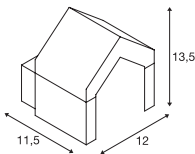


LED GX53 | 6.1W | 120°  
3000K | 490lm | EEK=G  
6kWh/1000h



Art. Nr.: 1005271 | 13.50 CHF

RASCALI  
WL



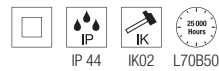
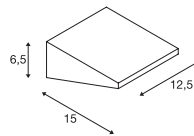
220-240V ~50/60Hz  
Systemleistung: 8W  
Material: Aluminium



Down 330lm | 3000K

| Variante    | Art.Nr. | CHF    |
|-------------|---------|--------|
| ● anthrazit | 1000797 | 160.00 |

IPERI  
WL



220-240V ~50/60Hz  
Systemleistung: 4.5W  
Material: Aluminium

- Schutzart IP44 nur bei Montage mit Lichtaustritt nach unten



Down 400lm | 4000K

| Variante  | Art.Nr. | CHF    |
|-----------|---------|--------|
| ● schwarz | 231315  | 149.00 |

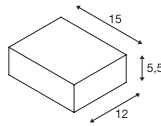
1000797 780





231315 781

QUADRASYL  
WL, TCR-TSE



220-240V ~50/60Hz  
Material: Aluminium / Glas



Socket: 1xGX53 max. Ø: 7.5 cm L: 2.7 cm

| Variante    | Art.Nr. | CHF   |
|-------------|---------|-------|
| ● anthrazit | 232285  | 85.00 |

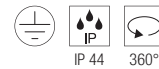
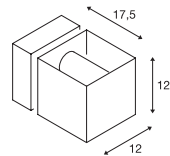


LED GX53 | 6.1W | 120°  
3000K | 490lm | EEK=G  
6kWh/1000h



Art. Nr.: 1005271 | 13.50 CHF

SQUARE TURN  
WL, G9



220-240V ~50/60Hz  
Material: Aluminium / Glas



Socket: 1xG9 max. Ø: 3.5 cm L: 8 cm

| Variante | Art.Nr. | CHF    |
|----------|---------|--------|
| ● grau   | 1000335 | 232.00 |



LED G9 | 3.6W | 300°  
3000K | 400lm | EEK=E  
4kWh/1000h



Art. Nr.: 1005286 | 12.90 CHF



1000335 781

1002905 783

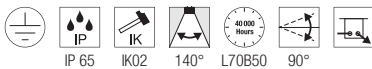
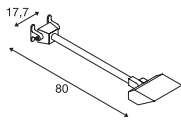


233134 783





### TODAY PRO Display



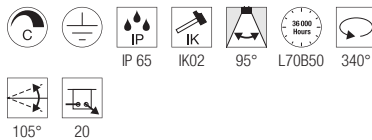
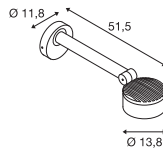
220-240V ~50/60Hz | 640mA  
Systemleistung: 29W  
Material: Aluminium



Down 2800lm | 4000K

| Variante  | Art.Nr. | CHF    |
|-----------|---------|--------|
| ● schwarz | 1000880 | 259.00 |
| ○ weiß    | 1000881 | 259.00 |

### ESKINA D Display, PHASE



220-240V ~50/60Hz | 350mA  
Systemleistung: 14.5W  
Material: Aluminium

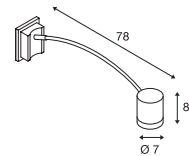
- CCT Schalter im Leuchtenkopf



Down 1000lm | 3000K | 1000lm | 4000K

| Variante    | Art.Nr. | CHF    |
|-------------|---------|--------|
| ● anthrazit | 1002905 | 309.00 |

### MYRA DISPLAY WL, curved, QPAR51



220-240V ~50/60Hz  
Material: Aluminium



Socket: 1xGU10 max. Ø: 5.1 cm | L: 5.7 cm

| Variante    | Art.Nr. | CHF    |
|-------------|---------|--------|
| ● anthrazit | 233135  | 209.00 |
| ● grau      | 233134  | 209.00 |




LED GU10 51mm | 6W | 38°  
2700K | 450lm | EEK=F  
6kWh/1000h




Art. Nr.: 1005077 | 10.60 CHF



| Artikel              | Art.Nr. | CHF   |
|----------------------|---------|-------|
| Aufbaumontage Rahmen |         |       |
| ● anthrazit          | 233215  | 25.55 |
| ● grau               | 233214  | 27.70 |



1004649 785

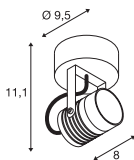


233104 785





### LED SPOT SP



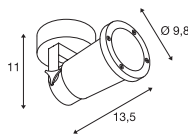
100-240V ~50/60Hz | 240mA  
Systemleistung: 6W  
Material: Aluminium / Glas



Down 400lm | 3000K

| Variante    | Art.Nr. | CHF   |
|-------------|---------|-------|
| ● anthrazit | 1004649 | 85.00 |
| ● rost      | 1004957 | 85.00 |

### NAUTILUS WL QPAR51



220-240V ~50/60Hz  
Material: Aluminium



Socket: 1xGU10 max. Ø: 5.1 cm L: 8.3 cm

| Variante  | Art.Nr. | CHF   |
|-----------|---------|-------|
| ● schwarz | 1002867 | 81.00 |



LED GU10 51mm | 6W | 38°  
2700K | 450lm | EEK=F  
6kWh/1000h

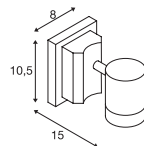


Art. Nr.: 1005077 | 10.60 CHF



| Artikel                  | Art.Nr. | CHF  |
|--------------------------|---------|------|
| NAUTILUS   Montageplatte |         |      |
| ● schwarz                | 1002884 | 7.50 |

### MYRA CW, single, QPAR51



220-240V ~50/60Hz  
Material: Aluminium / Glas



Socket: 1xGU10 max. Ø: 5.1 cm L: 5.7 cm

| Variante    | Art.Nr. | CHF    |
|-------------|---------|--------|
| ● anthrazit | 233105  | 128.00 |
| ● grau      | 233104  | 128.00 |



LED GU10 51mm | 6W | 38°  
2700K | 450lm | EEK=F  
6kWh/1000h



Art. Nr.: 1005077 | 10.60 CHF



| Artikel              | Art.Nr. | CHF   |
|----------------------|---------|-------|
| Aufbaumontage Rahmen |         |       |
| ● anthrazit          | 233215  | 25.55 |
| ● grau               | 233214  | 27.70 |

1003427 793





**SCKET**  
PHOTONI | 789



**LED**  
S-CUBE | 791



**LED**  
ESKINA FRAME | 791



**LED**  
ENOLA  
OCULUS | 792



**LED**  
ENOLA  
ROUND S | 793



**LED**  
ENOLA  
ROUND M | 793



**LED**  
ENOLA  
ROUND L | 793



**LED**  
ENOLA  
SQUARE S | 795



**LED**  
ENOLA  
SQUARE M | 795



**LED**  
ENOLA S  
QUARE L | 795



**LED**  
BIG THEO | 797



**SCKET**  
BIG THEO | 797



**LED**  
OVALISK | 797



**SCKET**  
PHOTONIA | 799



**SCKET**  
MOLAT | 799



**SCKET**  
SITRA | 801



**SCKET**  
ROX | 801



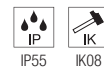
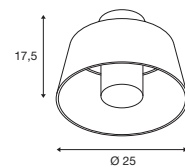
**SCKET**  
ROX | 801

1007586 789





## PHOTONI CL, E27



220-240V ~50/60Hz  
Material: Aluminium

- sea-air-resistant



Socket: 1xE27 max. Ø: 6 cm | L: 11.6 cm

| Variante  | Art.Nr. | CHF      |
|-----------|---------|----------|
| ● schwarz | 1007586 | ● 113.90 |
| ● rost    | 1007582 | ● 113.90 |



LED E27 | 8W | 240°  
3000K | 880lm | EEK=E  
8kWh/1000h



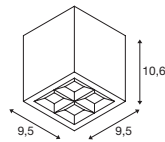
Art. Nr.: 1005289 | 12.90 CHF

1007461 791





### S-CUBE CL



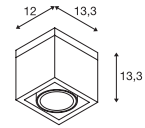
220-240V ~50/60Hz | 350mA  
Systemleistung: 15W  
Material: Aluminium



Down 1000lm | 2700K | 1200lm | 3000K

| Variante    | Art.Nr. | CHF      |
|-------------|---------|----------|
| ● anthrazit | 1007461 | ● 154.10 |

### ESKINA FRAME CL, single



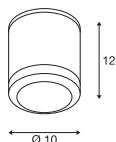
220-240V ~50/60Hz | 350mA  
Systemleistung: 15W  
Material: Aluminium / Glas



Down 1100lm | 3000K | 1200lm | 4000K

| Variante    | Art.Nr. | CHF    |
|-------------|---------|--------|
| ● anthrazit | 1006316 | 219.00 |

# ENOLA OCULUS CL



220-240V ~50/60Hz | 500mA  
 Systemleistung: 11W  
 Material: Aluminium / Glas



Down 1000lm | 3000K | 1100lm | 4000K

| Variante    | Art.Nr. | CHF    |
|-------------|---------|--------|
| ● anthrazit | 1006327 | 289.00 |



| Artikel        | Art.Nr. | CHF   |
|----------------|---------|-------|
| Abstandshalter |         |       |
| ● anthrazit    | 1003479 | 11.25 |

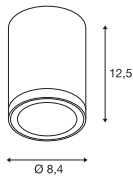
1006327 792







## ENOLA ROUND S CL



220-240V ~50/60Hz | 500mA  
Systemleistung: 9W  
Material: Aluminium / Glas



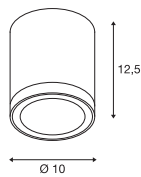
Down 540lm | 3000K | 610lm | 4000K

| Variante    | Art.Nr. | CHF    |
|-------------|---------|--------|
| ● anthrazit | 1003426 | 219.00 |



| Artikel        | Art.Nr. | CHF   |
|----------------|---------|-------|
| Abstandshalter |         |       |
| ● anthrazit    | 1003479 | 11.25 |
| Reflektor 60°  |         |       |
| ● chrom        | 1005262 | 20.20 |

## ENOLA ROUND M CL



220-240V ~50/60Hz | 500mA  
Systemleistung: 11W  
Material: Aluminium / Glas



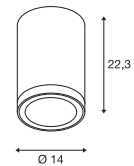
Down 840lm | 3000K | 960lm | 4000K

| Variante    | Art.Nr. | CHF    |
|-------------|---------|--------|
| ● anthrazit | 1003427 | 279.00 |



| Artikel            | Art.Nr. | CHF   |
|--------------------|---------|-------|
| Abstandshalter     |         |       |
| ● anthrazit        | 1003479 | 11.25 |
| Linse 19°          |         |       |
| ● schwarz          | 1005205 | 52.00 |
| Linse asymmetrisch |         |       |
| ●● schwarz / chrom | 1005206 | 52.00 |
| Reflektor 60°      |         |       |
| ● chrom            | 1005207 | 29.90 |

## ENOLA ROUND L CL



220-240V ~50/60Hz | 900mA  
Systemleistung: 36W  
Material: Aluminium / Glas



Down 3200lm | 3000K | 3500lm | 4000K

| Variante    | Art.Nr. | CHF    |
|-------------|---------|--------|
| ● anthrazit | 1003442 | 359.00 |



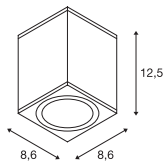
| Artikel        | Art.Nr. | CHF   |
|----------------|---------|-------|
| Abstandshalter |         |       |
| ● anthrazit    | 1003479 | 11.25 |
| Reflektor 60°  |         |       |
| ● chrom        | 1005263 | 27.70 |

1003421 795





## ENOLA SQUARE S CL



220-240V ~50/60Hz | 500mA  
Systemleistung: 9W  
Material: Aluminium / Glas



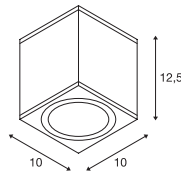
Down 540lm | 3000K | 610lm | 4000K

| Variante    | Art.Nr. | CHF    |
|-------------|---------|--------|
| ● anthrazit | 1003420 | 219.00 |



| Artikel        | Art.Nr. | CHF   |
|----------------|---------|-------|
| Abstandshalter |         |       |
| ● anthrazit    | 1003479 | 11.25 |
| Reflektor 60°  |         |       |
| ● chrom        | 1005262 | 20.20 |

## ENOLA SQUARE M CL



220-240V ~50/60Hz | 500mA  
Systemleistung: 11W  
Material: Aluminium / Glas



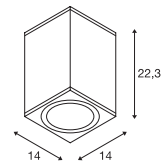
Down 840lm | 3000K | 960lm | 4000K

| Variante    | Art.Nr. | CHF    |
|-------------|---------|--------|
| ● anthrazit | 1003421 | 279.00 |



| Artikel            | Art.Nr. | CHF   |
|--------------------|---------|-------|
| Abstandshalter     |         |       |
| ● anthrazit        | 1003479 | 11.25 |
| Linse 19°          |         |       |
| ● schwarz          | 1005205 | 52.00 |
| Linse asymmetrisch |         |       |
| ●● schwarz / chrom | 1005206 | 52.00 |
| Reflektor 60°      |         |       |
| ● chrom            | 1005207 | 29.90 |

## ENOLA SQUARE L CL



220-240V ~50/60Hz | 900mA  
Systemleistung: 36W  
Material: Aluminium / Glas



Down 3200lm | 3000K | 3500lm | 4000K


| Variante    | Art.Nr. | CHF    |
|-------------|---------|--------|
| ● anthrazit | 1003439 | 359.00 |



| Artikel        | Art.Nr. | CHF   |
|----------------|---------|-------|
| Abstandshalter |         |       |
| ● anthrazit    | 1003479 | 11.25 |
| Reflektor 60°  |         |       |
| ● chrom        | 1005263 | 27.70 |



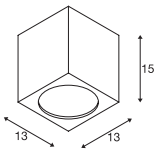
234535 797



1004677 797



## BIG THEO CL



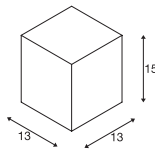
100-277V ~50/60Hz | 500mA  
Systemleistung: 21W  
Material: Aluminium / Glas



Down 2000lm | 3000K

| Variante    | Art.Nr. | CHF    |
|-------------|---------|--------|
| ● anthrazit | 234535  | 239.00 |

## BIG THEO CL, QPAR111



220-240V ~50/60Hz  
Material: Aluminium / Glas



Socket: 1xGU10

| Variante    | Art.Nr. | CHF    |
|-------------|---------|--------|
| ● anthrazit | 229555  | 160.00 |
| ○ weiß      | 229551  | 160.00 |
| ● grau      | 229554  | 160.00 |

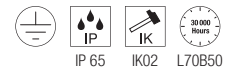
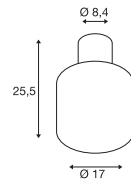


QPAR111 | 12.5W | 10°  
3000K | 950lm | EEK=F  
13kWh/1000h

Art. Nr.: 1005278 | 65.00 CHF



## OVALISK CL




220-240V ~50/60Hz | 350mA  
Systemleistung: 7.9W  
Material: Aluminium / Glas



Down 540lm | 3000K | 570lm | 4000K

| Variante    | Art.Nr. | CHF    |
|-------------|---------|--------|
| ● anthrazit | 1004677 | 309.00 |

232055 799

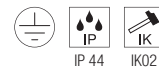
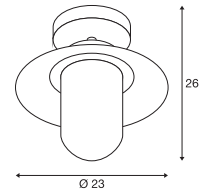
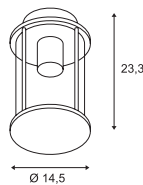




PHOTONIA  
CL, E27

MOLAT  
CL, E27

1000823 799



220-240V ~50/60Hz  
Material: Aluminium / Glas

220-240V ~50/60Hz  
Material: Aluminium / Glas



Socket: 1xE27 max. Ø: 9 cm | L: 15 cm

Socket: 1xE27 max. Ø: 6.5 cm | L: 14.5 cm

| Variante    | Art.Nr. | CHF    |
|-------------|---------|--------|
| ● anthrazit | 232055  | 239.00 |

| Variante    | Art.Nr. | CHF    |
|-------------|---------|--------|
| ● anthrazit | 1000823 | 152.00 |



LED E27 | 7.5W | 320°  
2500K | 700lm | EEK=F  
8kWh/1000h



Art. Nr.: 1005265 | 33.00 CHF




LED E27 | 7.5W | 320°  
2500K | 700lm | EEK=F  
8kWh/1000h



Art. Nr.: 1005265 | 33.00 CHF



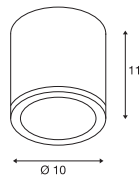
| Artikel        | Art.Nr. | CHF   |
|----------------|---------|-------|
| Abstandshalter |         |       |
| ● anthrazit    | 1002853 | 10.60 |







SITRA  
CL, TCR-TSE



220-240V ~50/60Hz  
Material: Aluminium / Glas



Socket: 1xGX53 max. Ø: 7.5 cm | L: 3.5 cm

| Variante    | Art.Nr. | CHF    |
|-------------|---------|--------|
| ● anthrazit | 231545  | 117.00 |
| ○ weiß      | 231541  | 117.00 |

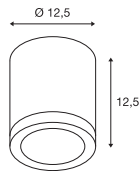


LED GX53 | 6.1W | 120°  
3000K | 490lm | EEK=G  
6kWh/1000h



Art. Nr.: 1005271 | 13.50 CHF

ROX  
CL, QPAR111



220-240V ~50/60Hz  
Material: Aluminium / Glas



Socket: 1xGU10

| Variante    | Art.Nr. | CHF    |
|-------------|---------|--------|
| ● aluminium | 1000332 | 156.00 |

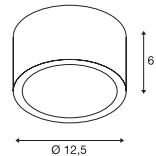


QPAR111 | 12.5W | 10°  
3000K | 950lm | EEK=F  
13kWh/1000h



Art. Nr.: 1005278 | 65.00 CHF

ROX  
CL, GX53



220-240V ~50/60Hz  
Material: Aluminium / Glas



Socket: 1xGX53 max. Ø: 7.5 cm | L: 3.5 cm

| Variante                  | Art.Nr. | CHF    |
|---------------------------|---------|--------|
| ● aluminium / transparent | 1000339 | 202.00 |





LED GX53 | 6.1W | 120°  
3000K | 490lm | EEK=G  
6kWh/1000h



Art. Nr.: 1005271 | 13.50 CHF

1005202 811





**LED**  
R-CUBE | 805



**LED**  
S-CUBE | 805



**SCKET**  
S-TUBE | 805



**LED**  
ESKINA SPOT  
SENSOR | 807



**LED**  
ESKINA SPOT | 807



**SCKET**  
SITRA 360 | 808



**SCKET**  
THEO BRACKET | 808



**LED**  
HELIA | 809



**LED**  
HELIA | 809



**SCKET**  
MYRA | 811



**LED**  
OUT-BEAM  
FRAME | 811



**LED**  
QUADRULO | 811



**LED**  
AINOS | 812-813



**LED**  
AINOS | 813



**LED**  
AINOS | 813



**LED**  
RUBA | 814



**SCKET**  
BULAN | 815



**SCKET**  
BULAN GRID | 815




**LED**  
TERANG 200 | 817



**LED**  
IMPERVA | 817



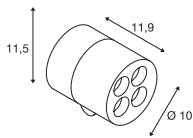
1007511 805



1007653 805



### R-CUBE CW



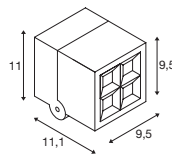
220-240V ~50/60Hz | 350mA  
Systemleistung: 15W  
Material: Aluminium



Down 800lm | 2700K | 800lm | 3000K

| Variante    | Art.Nr. | CHF      |
|-------------|---------|----------|
| ● anthrazit | 1007511 | ● 177.10 |

### S-CUBE CW



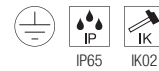
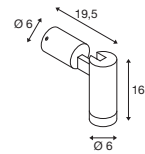
220-240V ~50/60Hz | 350mA  
Systemleistung: 15W  
Material: Aluminium



Down 1000lm | 2700K | 1200lm | 3000K

| Variante    | Art.Nr. | CHF      |
|-------------|---------|----------|
| ● anthrazit | 1007458 | ● 177.10 |

### S-TUBE CW



220-240V ~50/60Hz  
Material: Aluminium



Socket: 1xGU10 max. Ø: 5 cm | L: 5.5 cm

| Variante  | Art.Nr. | CHF      |
|-----------|---------|----------|
| ● schwarz | 1007653 | ● 113.90 |




LED GU10 51mm | 6W | 38°  
2700K | 450lm | EEK=F  
6kWh/1000h



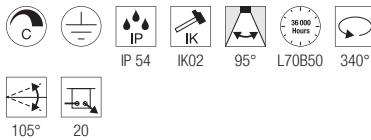
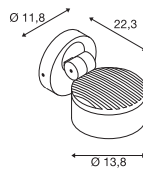
Art. Nr.: 1005077 | 10.60 CHF

1002904 807





### ESKINA SPOT SENSOR CW, PHASE



220-240V ~50/60Hz | 350mA  
Systemleistung: 15W  
Material: Aluminium

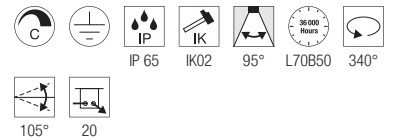
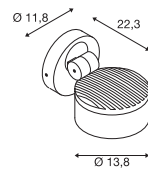
- Bewegungsmelder in der Wandrosette



Down 1000lm | 3000K | 1000lm | 4000K

| Variante    | Art.Nr. | CHF    |
|-------------|---------|--------|
| ● anthrazit | 1002904 | 309.00 |

### ESKINA SPOT CW, PHASE



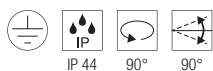
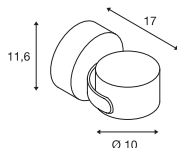
220-240V ~50/60Hz | 350mA  
Systemleistung: 14.5W  
Material: Aluminium



Down 1000lm | 3000K | 1000lm | 4000K

| Variante    | Art.Nr. | CHF    |
|-------------|---------|--------|
| ● anthrazit | 1002903 | 279.00 |

SITRA 360  
CW, TCR-TSE



220-240V ~50/60Hz  
Material: Aluminium / Glas



Socket: 1xGX53 max. Ø: 7.5 cm L: 3.5 cm

| Variante    | Art.Nr. | CHF   |
|-------------|---------|-------|
| ● anthrazit | 231515  | 99.00 |

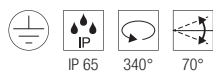
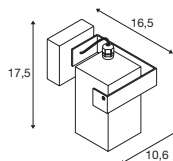


LED GX53 | 6.1W | 120°  
3000K | 490lm | EEK=G  
6kWh/1000h



Art. Nr.: 1005271 | 13.50 CHF

THEO BRACKET  
CW



220-240V ~50/60Hz  
Material: Aluminium / Glas



Socket: 1xGU10 max. Ø: 5.1 cm L: 5.7 cm

| Variante    | Art.Nr. | CHF   |
|-------------|---------|-------|
| ● anthrazit | 1004653 | 94.00 |



LED GU10 51mm | 6W | 38°  
2700K | 450lm | EEK=F  
6kWh/1000h



Art. Nr.: 1005077 | 10.60 CHF



233245 809

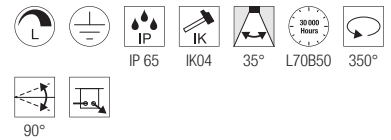
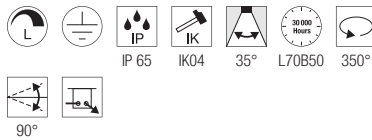
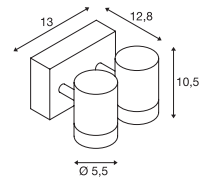
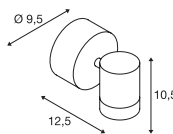




1004653 808

HELIA  
CW, single, PHASE

HELIA  
CW, double, PHASE



220-240V ~50/60Hz | 500mA  
Systemleistung: 6.5W  
Material: Aluminium / Glas

220-240V ~50/60Hz | 500mA  
Systemleistung: 13W  
Material: Aluminium / Glas



Down 440lm | 3000K

Down 880lm | 3000K

| Variante    | Art.Nr. | CHF    |
|-------------|---------|--------|
| ● anthrazit | 233245  | 219.00 |


| Variante    | Art.Nr. | CHF    |
|-------------|---------|--------|
| ● anthrazit | 233255  | 399.00 |




| Artikel        | Art.Nr. | CHF   |
|----------------|---------|-------|
| Abstandshalter |         |       |
| ● anthrazit    | 1002853 | 10.60 |

| Artikel        | Art.Nr. | CHF   |
|----------------|---------|-------|
| Abstandshalter |         |       |
| ● anthrazit    | 1002853 | 10.60 |

1003519 811

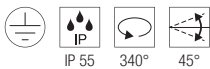
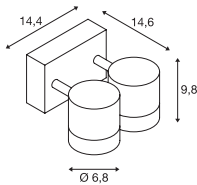


1005202 811





MYRA  
WL, double, QPAR51



220-240V ~50/60Hz  
Material: Aluminium / Glas



Socket: 2xGU10 max. Ø: 5.1 cm | L: 5.7 cm

| Variante    | Art.Nr. | CHF    |
|-------------|---------|--------|
| ● anthrazit | 233095  | 219.00 |
| ● grau      | 233094  | 219.00 |



LED GU10 51mm | 6W | 38°  
2700K | 450lm | EEK=F  
6kWh/1000h

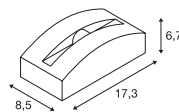


Art. Nr.: 1005077 | 10.60 CHF



| Artikel        | Art.Nr. | CHF   |
|----------------|---------|-------|
| Abstandshalter |         |       |
| ● anthrazit    | 1002853 | 10.60 |

OUT-BEAM FRAME  
SP



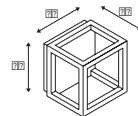
100-240V ~50/60Hz | 700mA  
Systemleistung: 3.5W  
Material: Aluminium / Acryl



Down 60lm | 3000K

| Variante    | Art.Nr. | CHF    |
|-------------|---------|--------|
| ● anthrazit | 1003518 | 145.00 |
| ○ weiß      | 1003519 | 145.00 |

QUADRULO  
CL



100-277V ~50/60Hz | 480mA  
Systemleistung: 7.5W  
Material: Aluminium / Acryl



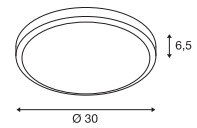
Down 230lm | 3000K

| Variante    | Art.Nr. | CHF    |
|-------------|---------|--------|
| ● anthrazit | 1005202 | 209.00 |

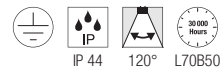


229971 813

## AINOS CW



1003452 813



220-240V ~50/60Hz | 500mA  
Systemleistung: 21W  
Material: Aluminium / Polycarbonat (PC)



CRI  
80

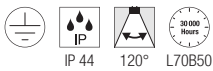
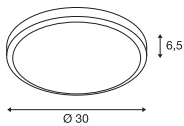
Down

1430lm | 3000K

| Variante    | Art.Nr. | CHF    |
|-------------|---------|--------|
| ● anthrazit | 229965  | 202.00 |
| ○ weiß      | 229961  | 202.00 |



### AINOS CW SENSOR



220-240V ~50/60Hz | 500mA  
Systemleistung: 22W  
Material: Aluminium / Polycarbonat (PC)

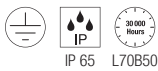
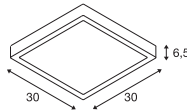
- Sensor im Leuchtengehäuse



Down 1430lm | 3000K

| Variante    | Art.Nr. | CHF    |
|-------------|---------|--------|
| ● anthrazit | 229975  | 239.00 |
| ○ weiß      | 229971  | 239.00 |

### AINOS CW, quadratisch



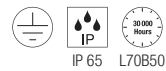
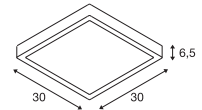
220-240V ~50/60Hz | 500mA  
Systemleistung: 17W  
Material: Aluminium / Polycarbonat (PC)



Down 1300lm | 3000K | 1300lm | 4000K

| Variante    | Art.Nr. | CHF    |
|-------------|---------|--------|
| ● anthrazit | 1003450 | 193.00 |
| ○ weiß      | 1003449 | 193.00 |

### AINOS CW SENSOR, quadratisch



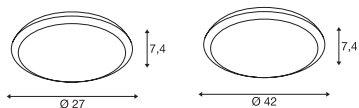
220-240V ~50/60Hz | 500mA  
Systemleistung: 18W  
Material: Aluminium / Polycarbonat (PC)



Down 1300lm | 3000K | 1300lm | 4000K

| Variante    | Art.Nr. | CHF    |
|-------------|---------|--------|
| ● anthrazit | 1003452 | 245.00 |
| ○ weiß      | 1003451 | 245.00 |

# RUBA CW




220-240V ~50/60Hz | 600mA  
 Systemleistung: 22W  
 Material: Polycarbonat (PC)




|      |                 |       |                  |       |
|------|-----------------|-------|------------------|-------|
| Down | 960lm<br>2000lm | 3000K | 1100lm<br>2300lm | 4000K |
|------|-----------------|-------|------------------|-------|

| Variante                                | Art.Nr.        | CHF           |
|---|----------------|---------------|
| ○ weiß   Ø: 27cm<br>960 / 1100lm   12W  | <b>1005089</b> | <b>138.00</b> |
| ○ weiß   Ø: 42cm<br>2000 / 2300lm   22W | <b>1005090</b> | <b>259.00</b> |



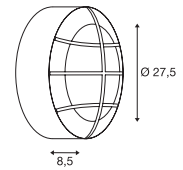
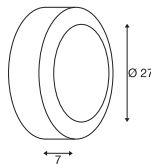
229071 814





**BULAN**  
CW, E14

**BULAN GRID**  
CW, E27



220-240V ~50/60Hz  
Material: Aluminium / Glas

220-240V ~50/60Hz  
Material: Aluminium / Polycarbonat (PC)



Socket: 1xE14      max. Ø: 4.8 cm      L: 13 cm

Socket: 2xE27      max. Ø: 5.2 cm      L: 17.3 cm

| Variante    | Art.Nr. | CHF   |
|-------------|---------|-------|
| ● anthrazit | 229075  | 78.00 |
| ○ weiß      | 229071  | 78.00 |
| ● grau      | 229072  | 78.00 |

| Variante    | Art.Nr. | CHF   |
|-------------|---------|-------|
| ● anthrazit | 229085  | 85.00 |
| ○ weiß      | 229081  | 85.00 |



C35 | 4.2W | 320°  
2700K | 350lm | EEK=G  
5kWh/1000h



Art. Nr.: 1005285 | 12.90 CHF



| 13.5W | 240°  
4000K | 1600lm | EEK=E  
14kWh/1000h



Art. Nr.: 1005308 | 13.80 CHF



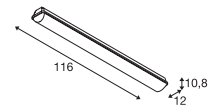
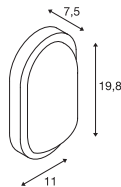
229935 817





TERANG 200  
CW

IMPERVA 120  
CW



220-240V ~50/60Hz  
Systemleistung: 11W  
Material: Aluminium / Polycarbonat (PC)

220-240V ~50/60Hz | 700mA  
Systemleistung: 40W  
Material: Polycarbonat (PC)




Down 830lm | 3000K

Down 4600lm | 3000K

| Variante    | Art.Nr. | CHF   |
|-------------|---------|-------|
| ● anthrazit | 229935  | 99.00 |
| ○ weiß      | 229931  | 99.00 |

| Variante | Art.Nr. | CHF    |
|----------|---------|--------|
| ● grau   | 1001314 | 138.00 |



233605 823



**SCKET**  
CONCRETO | 821



**LED**  
CONCRETO | 821



**LED**  
ADI | 822



**LED**  
DOWNUNDER  
OUT S | 823



**LED**  
DOWNUNDER  
OUT M | 823



**LED**  
DOWNUNDER  
OUT L | 823



**LED**  
BRICK MESH | 825



**LED**  
BRICK | 825



**LED**  
BRICK | 825



**SCKET**  
BRICK  
DOWNUNDER | 827



**LED**  
BRICK  
DOWNUNDER | 827



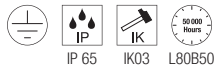
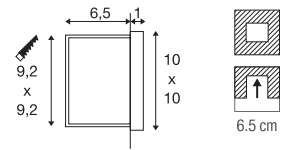
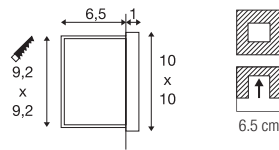
1006406 821



1006407 821

## CONCRETO EL, Wing

## CONCRETO EL, Cut

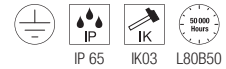


100-240V ~50/60Hz | 700mA  
Systemleistung: 3.2W  
Material: Beton / Aluminium

- Leuchte nur mit Lichtaustritt nach unten montieren
- Einbautopf inkl.



Down 45lm | 3000K



100-240V ~50/60Hz | 700mA  
Systemleistung: 3.2W  
Material: Beton / Aluminium

- Leuchte nur mit Lichtaustritt nach unten montieren
- Einbautopf inkl.


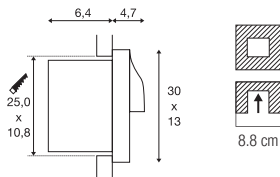


Down 15lm | 3000K

| Variante | Art.Nr. | CHF      |
|----------|---------|----------|
| ● grau   | 1006406 | ● 122.00 |

| Variante | Art.Nr. | CHF      |
|----------|---------|----------|
| ● grau   | 1006407 | ● 122.00 |

ADI  
EL



100-277V ~50/60Hz | 500mA  
Systemleistung: 18W  
Material: Aluminium / Polycarbonat (PC)

- Leuchte nur mit Lichtaustritt nach unten montieren
- Einbautopf muss separat bestellt werden




Down 940lm | 3000K

| Variante    | Art.Nr. | CHF    |
|-------------|---------|--------|
| ● anthrazit | 233635  | 289.00 |


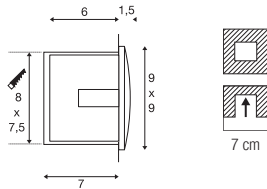


| Artikel    | Art.Nr. | CHF   |
|------------|---------|-------|
| Einbautopf |         |       |
| ● schwarz  | 233639  | 24.50 |





## DOWNUNDER OUT S EL



220-240V ~50/60Hz | 300mA  
Systemleistung: 1.7W  
Material: Aluminium / Kunststoff


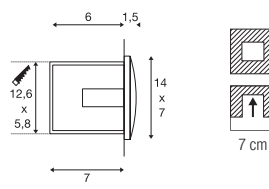
- Leuchte nur mit Lichtaustritt nach unten montieren.
- Einbautopf inkl.



Down 25lm | 3000K  
65lm

| Variante    | Art.Nr.       | CHF          |
|-------------|---------------|--------------|
| ● anthrazit |               |              |
| 25lm        | <b>233605</b> | <b>79.00</b> |
| ○ weiß      |               |              |
| 65lm        | <b>233601</b> | <b>79.00</b> |

## DOWNUNDER OUT M EL



220-240V ~50/60Hz | 300mA  
Systemleistung: 4W  
Material: Aluminium / Kunststoff

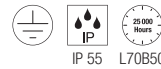
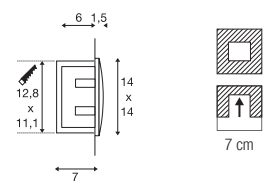
- Leuchte nur mit Lichtaustritt nach unten montieren.
- Einbautopf inkl.



Down 85lm | 3000K  
155lm

| Variante    | Art.Nr.       | CHF          |
|-------------|---------------|--------------|
| ● anthrazit |               |              |
| 85lm        | <b>233625</b> | <b>79.00</b> |
| ○ weiß      |               |              |
| 155lm       | <b>233621</b> | <b>79.00</b> |

## DOWNUNDER OUT L EL




220-240V ~50/60Hz | 300mA  
Systemleistung: 4W  
Material: Aluminium / Kunststoff

- Leuchte nur mit Lichtaustritt nach unten montieren.
- Einbautopf inkl.




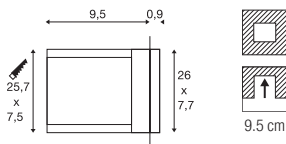

Down 85lm | 3000K

| Variante    | Art.Nr.       | CHF           |
|-------------|---------------|---------------|
| ● anthrazit | <b>233615</b> | <b>117.00</b> |





## BRICK MESH EL



100-240V ~50/60Hz | 24V  
Systemleistung: 3.3W  
Material: Edelstahl 316 / Glas

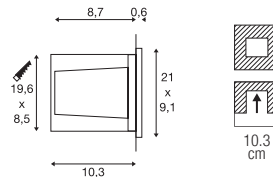
- Einbautopf inkl.



Down 52lm | 3000K

| Variante    | Art.Nr. | CHF    |
|-------------|---------|--------|
| ● edelstahl | 229110  | 279.00 |

## BRICK EL, symmetrisch



220-240V ~50/60Hz | 144mA  
Systemleistung: 9.5W  
Material: Aluminium / Edelstahl 316

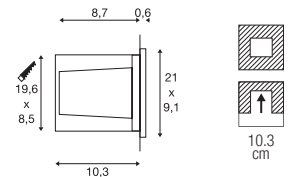
- Einbautopf inkl.



Down 950lm | 3000K

| Variante    | Art.Nr. | CHF    |
|-------------|---------|--------|
| ● edelstahl | 233650  | 359.00 |

## BRICK EL, asymmetrisch



220-240V ~50/60Hz | 144mA  
Systemleistung: 9.5W  
Material: Aluminium / Edelstahl 316

- Einbautopf inkl.



Down 850lm | 3000K

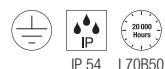
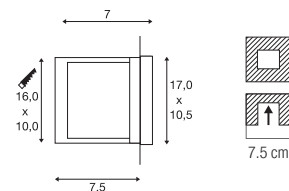
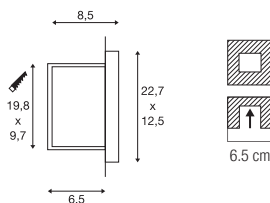
| Variante    | Art.Nr. | CHF    |
|-------------|---------|--------|
| ● edelstahl | 233660  | 359.00 |



229062 827

### BRICK DOWNUNDER EL, E14

### BRICK DOWNUNDER EL



220-240V ~50/60Hz  
Material: Aluminium / Glas

220-240V ~50/60Hz  
Systemleistung: 1.4W  
Material: Aluminium / Glas

- Kein Einbautopf erforderlich

- Einbautopf inkl.



Socket: 1xE14 max. Ø: 4.3 cm | L: 12 cm

Down 30lm | 3000K

| Variante | Art.Nr. | CHF   |
|----------|---------|-------|
| ● grau   | 229062  | 48.00 |

| Variante | Art.Nr. | CHF   |
|----------|---------|-------|
| ● grau   | 229702  | 85.00 |



C35 | 4.2W | 320°  
2700K | 350lm | EEK=G  
5kWh/1000h



Art. Nr.: 1005285 | 12.90 CHF



1006106 839



NEW

**LED**  
DASAR® 600 | 831



NEW

**LED**  
DASAR® 1200 | 831



NEW

**LED**  
DASAR® S | 833



NEW

**LED**  
DASAR® S | 833



NEW

**LED**  
DASAR® L | 835



NEW

**LED**  
DASAR® L | 835



NEW

**LED**  
DASAR® XL | 837



NEW

**LED**  
DASAR® XL | 837



**LED**  
DASAR®  
FLAT 80 | 839



**LED**  
DASAR®  
FLAT 120 | 839



**LED**  
DASAR® 255 | 839



**LED**  
DASAR® 920 | 840



**LED**  
DASAR® 920 | 840



**LED**  
DASAR® 270 | 841



**LED**  
DASAR® 270 | 841



**SCKET**  
DASAR® 115 | 843



**SCKET**  
DASAR® 115 | 843



**SCKET**  
DASAR® 115 | 843



**SCKET**  
DASAR®  
EXACT 116 | 845



**SCKET**  
DASAR®  
EXACT 116 | 845



**SCKET**  
DASAR® 215 | 846



**SCKET**  
DASAR® 215 | 846



**SCKET**  
DASAR® 215 | 847



**LED**  
DASAR® 215 | 847



**LED**  
TRAIL-LITE® 60 | 848



**LED**  
POWER  
TRAIL-LITE® | 849



**LED**  
POWER  
TRAIL-LITE® | 849



**LED**  
GIMBLE OUT | 849



**LED**  
SMALL PLOT | 851



**LED**  
SMALL PLOT | 851



SMALL PLOT | 851



SMALL PLOT | 851



**LED**  
BIG PLOT | 853



**LED**  
BIG PLOT | 853



BIG PLOT | 853



BIG PLOT | 853



**LED**  
ROCCI | 854



**LED**  
ROCCI | 854



**LED**  
ROCCI 200 | 855



**LED**  
ROCCI 200 | 855



**SCKET**  
SOLASTO | 857

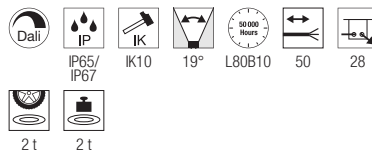
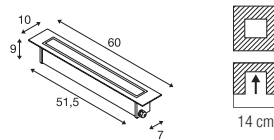


**SCKET**  
SOLASTO | 857



1007196 831

## DASAR® 600 EL



220-240V ~50/60Hz | 550mA  
Systemleistung: 18W  
Material: Edelstahl 316

- mit Verbinder



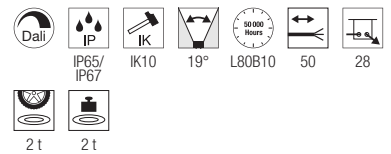
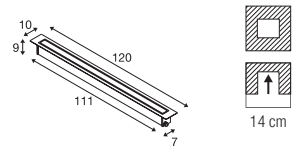
Up 2200lm | 3000K

| Variante    | Art.Nr. | CHF      |
|-------------|---------|----------|
| ● edelstahl | 1007195 | ● 631.40 |



| Artikel    | Art.Nr. | CHF   |
|------------|---------|-------|
| Einbautopf |         |       |
| ● schwarz  | 1007198 | 33.40 |

## DASAR® 1200 EL



220-240V ~50/60Hz | 900mA  
Systemleistung: 34W  
Material: Edelstahl 316

- mit Verbinder



Up 4100lm | 3000K

| Variante    | Art.Nr. | CHF      |
|-------------|---------|----------|
| ● edelstahl | 1007196 | ● 838.40 |



| Artikel    | Art.Nr. | CHF   |
|------------|---------|-------|
| Einbautopf |         |       |
| ● schwarz  | 1007197 | 56.40 |

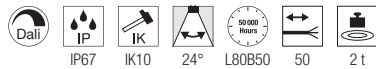
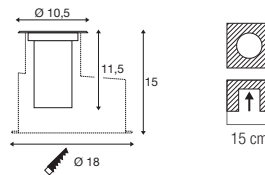


1007680 833





### DASAR® S RL, rund



220-240V ~50/60Hz | 200mA  
Systemleistung: 4W  
Material: Aluminium

- IP Anschlussbox



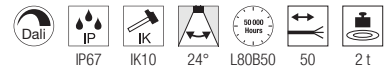
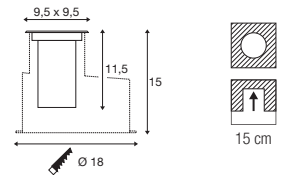
Up 350lm | 3000K

| Variante    | Art.Nr. | CHF      |
|-------------|---------|----------|
| ● anthrazit | 1007680 | ● 240.40 |



| Artikel           | Art.Nr. | CHF   |
|-------------------|---------|-------|
| Bodeneinbautopf S |         |       |
| ● schwarz         | 1007682 | 56.40 |
| Reflektor 15°     |         |       |
| ○ silber          | 1007683 | 6.90  |
| Reflektor 36°     |         |       |
| ○ silber          | 1007684 | 6.90  |
| Reflektor 50°     |         |       |
| ○ silber          | 1007685 | 6.90  |

### DASAR® S RL, eckig



220-240V ~50/60Hz | 200mA  
Systemleistung: 4W  
Material: Aluminium

- IP Anschlussbox



Up 350lm | 3000K

| Variante    | Art.Nr. | CHF      |
|-------------|---------|----------|
| ● anthrazit | 1007681 | ● 240.40 |



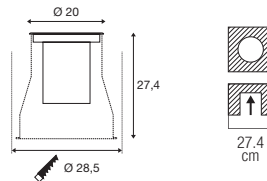
| Artikel           | Art.Nr. | CHF   |
|-------------------|---------|-------|
| Bodeneinbautopf S |         |       |
| ● schwarz         | 1007682 | 56.40 |
| Reflektor 15°     |         |       |
| ○ silber          | 1007683 | 6.90  |
| Reflektor 36°     |         |       |
| ○ silber          | 1007684 | 6.90  |
| Reflektor 50°     |         |       |
| ○ silber          | 1007685 | 6.90  |



1007243 835



### DASAR® L RL, rund



220-240V ~50/60Hz | 500mA  
Systemleistung: 19W  
Material: Aluminium

- mit y-Verbinder



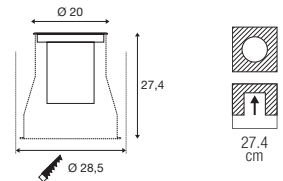
Up 1950lm | 3000K

| Variante    | Art.Nr. | CHF      |
|-------------|---------|----------|
| ● edelstahl | 1007243 | ● 550.90 |



| Artikel                  | Art.Nr. | CHF   |
|--------------------------|---------|-------|
| Einbautopf für DASAR L   |         |       |
| ● schwarz                | 1007245 | 56.40 |
| Reflektor 15° für L / XL |         |       |
| ● silber                 | 1007238 | 13.80 |
| Reflektor 36° für L / XL |         |       |
| ● silber                 | 1007239 | 13.80 |
| Reflektor 60° für L / XL |         |       |
| ● silber                 | 1007240 | 13.80 |

### DASAR® L RL, quadratisch



220-240V ~50/60Hz | 500mA  
Systemleistung: 19W  
Material: Aluminium

- mit y-Verbinder




Up 1950lm | 3000K

| Variante  | Art.Nr. | CHF      |
|-----------|---------|----------|
| ● schwarz | 1007244 | ● 550.90 |



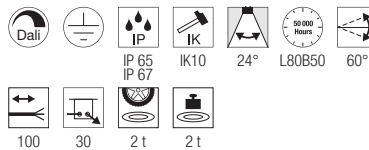
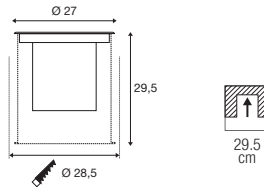
| Artikel                  | Art.Nr. | CHF   |
|--------------------------|---------|-------|
| Einbautopf für DASAR L   |         |       |
| ● schwarz                | 1007245 | 56.40 |
| Reflektor 15° für L / XL |         |       |
| ● silber                 | 1007238 | 13.80 |
| Reflektor 36° für L / XL |         |       |
| ● silber                 | 1007239 | 13.80 |
| Reflektor 60° für L / XL |         |       |
| ● silber                 | 1007240 | 13.80 |



1007242 837



### DASAR® XL RL, rund



220-240V ~50/60Hz | 700mA  
Systemleistung: 27W  
Material: Aluminium

- mit y-Verbinder



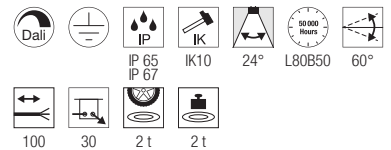
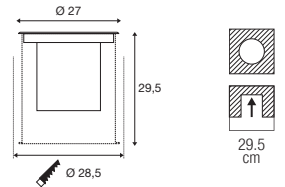
Up 2790lm | 3000K

| Variante    | Art.Nr. | CHF      |
|-------------|---------|----------|
| ● edelstahl | 1007241 | ● 665.90 |



| Artikel                  | Art.Nr. | CHF   |
|--------------------------|---------|-------|
| Einbautopf für DASAR XL  |         |       |
| ● schwarz                | 1007246 | 67.90 |
| Reflektor 15° für L / XL |         |       |
| ○ silber                 | 1007238 | 13.80 |
| Reflektor 36° für L / XL |         |       |
| ○ silber                 | 1007239 | 13.80 |
| Reflektor 60° für L / XL |         |       |
| ○ silber                 | 1007240 | 13.80 |

### DASAR® XL RL, quadratisch



220-240V ~50/60Hz | 700mA  
Systemleistung: 27W  
Material: Aluminium

- mit y-Verbinder



Up 2790lm | 3000K

| Variante    | Art.Nr. | CHF      |
|-------------|---------|----------|
| ● edelstahl | 1007242 | ● 665.90 |



| Artikel                  | Art.Nr. | CHF   |
|--------------------------|---------|-------|
| Einbautopf für DASAR XL  |         |       |
| ● schwarz                | 1007246 | 67.90 |
| Reflektor 15° für L / XL |         |       |
| ○ silber                 | 1007238 | 13.80 |
| Reflektor 36° für L / XL |         |       |
| ○ silber                 | 1007239 | 13.80 |
| Reflektor 60° für L / XL |         |       |
| ○ silber                 | 1007240 | 13.80 |



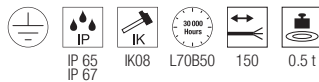
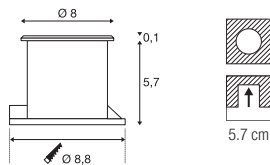
228412 839



229383 839



### DASAR® FLAT 80 EL



220-240V ~50/60Hz  
Systemleistung: 3.5W  
Material: Edelstahl 304 / Glas

- Beide IP Schutzarten werden erfüllt.
- Die Leuchte ist für den Einbau in Holz geeignet.
- offenes Kabelende



Up 140lm | 3000K

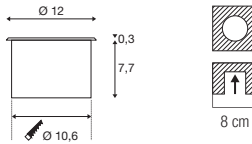
| Variante    | Art.Nr. | CHF    |
|-------------|---------|--------|
| ● edelstahl | 228412  | 156.00 |



| Artikel | Art.Nr. | CHF |
|---------|---------|-----|
|---------|---------|-----|

Verbindungsbox IP68, 3-polig  
● schwarz 228730 21.30

### DASAR® FLAT 120 EL



220-240V ~50/60Hz | 350mA  
Systemleistung: 7W  
Material: Edelstahl 304 / Aluminium

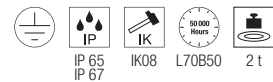
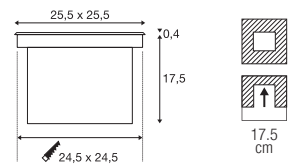
- offenes Kabelende



Up 490lm | 3000K  
540lm | 4000K

| Variante      | Art.Nr. | CHF    |
|---------------|---------|--------|
| ● edelstahl   |         |        |
| 490lm   3000K | 1006106 | 182.00 |
| ● edelstahl   |         |        |
| 540lm   4000K | 1006107 | 182.00 |

### DASAR® 255 EL



220-240V ~50/60Hz | 750mA  
Systemleistung: 31W  
Material: Edelstahl 316 / Glas

- Beide IP Schutzarten werden erfüllt.

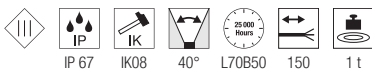
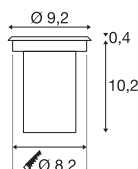
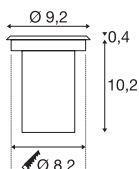


Up 1660lm | 3000K  
1720lm | 4000K

| Variante       | Art.Nr. | CHF    |
|----------------|---------|--------|
| ● edelstahl    |         |        |
| 1660lm   3000K | 229383  | 469.00 |
| ● edelstahl    |         |        |
| 1720lm   4000K | 229381  | 469.00 |

DASAR® 920  
EL

DASAR® 920  
EL



12-24V  
Systemleistung: 6.5W  
Material: Edelstahl 316 / Glas

- offenes Kabelende



Up 520lm | 3000K

| Variante    | Art.Nr. | CHF    |
|-------------|---------|--------|
| ● edelstahl | 233500  | 179.00 |



| Artikel                | Art.Nr. | CHF   |
|------------------------|---------|-------|
| LED Netzteil 15W   12V |         |       |
| ○ weiß                 | 1005444 | 35.00 |
| LED Netzteil 15W   24V |         |       |
| ○ weiß                 | 1005445 | 35.00 |

220-240V ~50/60Hz | 400mA  
Systemleistung: 5.5W  
Material: Edelstahl 316 / Glas

- offenes Kabelende



Up 300lm | 3000K

| Variante    | Art.Nr. | CHF    |
|-------------|---------|--------|
| ● edelstahl | 233520  | 229.00 |



233500 840

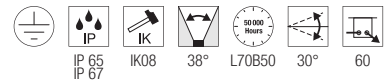
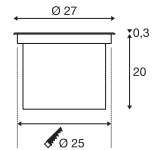
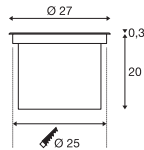






**DASAR® 270**  
EL, asymmetrisch

**DASAR® 270**  
EL, symmetrisch



220-240V ~50/60Hz | 700mA  
Systemleistung: 30W  
Material: Edelstahl 316 / Glas

220-240V ~50/60Hz | 700mA  
Systemleistung: 30W  
Material: Edelstahl 316 / Glas



Up 2000lm | 3000K  
2100lm | 4000K

Up 2500lm | 3000K  
2600lm | 4000K

| Variante                      | Art.Nr.        | CHF           |
|-------------------------------|----------------|---------------|
| ● edelstahl<br>2000lm   3000K | <b>1002893</b> | <b>539.00</b> |
| ● edelstahl<br>2100lm   4000K | <b>1002895</b> | <b>539.00</b> |

| Variante                      | Art.Nr.        | CHF           |
|-------------------------------|----------------|---------------|
| ● edelstahl<br>2500lm   3000K | <b>1002897</b> | <b>539.00</b> |
| ● edelstahl<br>2600lm   4000K | <b>1002898</b> | <b>539.00</b> |



| Artikel                                       | Art.Nr.        | CHF          |
|---|----------------|--------------|
| DASAR® 270   Honeycomb Abdeckung<br>● schwarz | <b>1002899</b> | <b>17.90</b> |

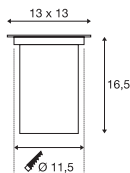




229320 843



DASAR® 115  
RL, quadratisch, QPAR51



220-240V ~50/60Hz  
Material: Edelstahl 316 / Glas

**SOCKET INSIDE** <35 W

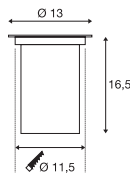
Socket: 1xGU10 max. Ø: 5.1 cm L: 6 cm

| Variante    | Art.Nr. | CHF    |
|-------------|---------|--------|
| ● edelstahl | 229324  | 156.00 |

LED GU10 51mm | 6W | 38°  
2700K | 450lm | EEK=F  
6kWh/1000h

Art. Nr.: 1005075 | 10.60 CHF

DASAR® 115  
RL, rund, QPAR51



220-240V ~50/60Hz  
Material: Edelstahl 316 / Glas

**SOCKET INSIDE** <35 W

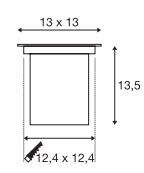
Socket: 1xGU10 max. Ø: 5.1 cm L: 6 cm

| Variante    | Art.Nr. | CHF    |
|-------------|---------|--------|
| ● edelstahl | 229320  | 156.00 |

LED GU10 51mm | 6W | 38°  
2700K | 450lm | EEK=F  
6kWh/1000h

Art. Nr.: 1005075 | 10.60 CHF

DASAR® 115  
RL, quadratisch, QPAR51



220-240V ~50/60Hz  
Material: Edelstahl 316 / Glas

**SOCKET INSIDE** <35 W

Socket: 1xGU10 max. Ø: 5.1 cm L: 6 cm

| Variante    | Art.Nr. | CHF    |
|-------------|---------|--------|
| ● edelstahl | 229374  | 156.00 |

LED GU10 51mm | 6W | 38°  
2700K | 450lm | EEK=F  
6kWh/1000h

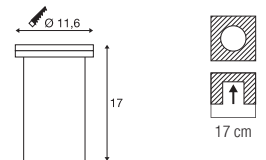
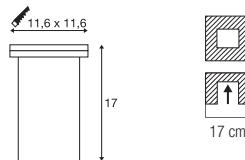
Art. Nr.: 1005075 | 10.60 CHF





DASAR® EXACT 116  
EL, quadratisch, QPAR51

DASAR® EXACT 116  
EL, rund, QPAR51



220-240V ~50/60Hz  
Material: Edelstahl 316 / Glas

220-240V ~50/60Hz  
Material: Edelstahl 316 / Glas



Socket: 1xGU10 max. Ø: 5.1 cm L: 6 cm

Socket: 1xGU10 max. Ø: 5.1 cm L: 6 cm

| Variante    | Art.Nr. | CHF    |
|-------------|---------|--------|
| ● edelstahl | 228434  | 169.00 |

| Variante    | Art.Nr. | CHF    |
|-------------|---------|--------|
| ● edelstahl | 228430  | 169.00 |



LED GU10 51mm | 6W | 38°  
2700K | 450lm | EEK=F  
6kWh/1000h



Art. Nr.: 1005077 | 10.60 CHF

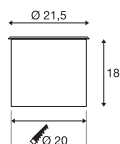


LED GU10 51mm | 6W | 38°  
2700K | 450lm | EEK=F  
6kWh/1000h



Art. Nr.: 1005077 | 10.60 CHF

DASAR® 215  
RL, rund, QPAR111



18 cm



IP 67

IK 08

2 t

220-240V ~50/60Hz  
Material: Edelstahl 316 / Glas



Socket: 1xGU10

| Variante    | Art.Nr. | CHF    |
|-------------|---------|--------|
| ● edelstahl | 229230  | 309.00 |



QPAR111 | 12.5W | 10°  
3000K | 950lm | EEK=F  
13kWh/1000h



Art. Nr.: 1005278 | 65.00 CHF



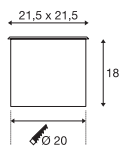
229234 847



229230 846



DASAR® 215  
RL, quadratisch, QPAR111



220-240V ~50/60Hz  
Material: Edelstahl 316 / Glas



Socket: 1xGU10

| Variante    | Art.Nr. | CHF    |
|-------------|---------|--------|
| ● edelstahl | 229234  | 309.00 |

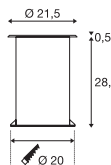


QPAR111 | 12.5W | 10°  
3000K | 950lm | EEK=F  
13kWh/1000h



Art. Nr.: 1005278 | 65.00 CHF

DASAR® 215  
RL, rund, E27



220-240V ~50/60Hz  
Material: Edelstahl 316 / Glas



Socket: 1xE27 max. Ø: 4.5 cm | L: 13.4 cm

| Variante    | Art.Nr. | CHF    |
|-------------|---------|--------|
| ● edelstahl | 229200  | 299.00 |

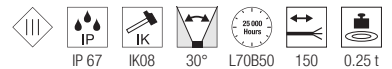
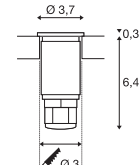


LED E27 | 8W | 240°  
3000K | 880lm | EEK=E  
8kWh/1000h



Art. Nr.: 1005289 | 12.90 CHF

DASAR® 370  
EL, rund



12-24V  
Leistungsaufnahme: 2W  
Material: Edelstahl 316 / Glas

- Die Leuchte ist für den Einbau in Holz geeignet
- offenes Kabelende




Up 120lm | 3000K

| Variante    | Art.Nr. | CHF    |
|-------------|---------|--------|
| ● edelstahl | 233540  | 209.00 |

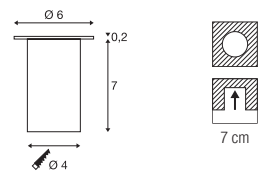


| Artikel                | Art.Nr. | CHF   |
|------------------------|---------|-------|
| LED Netzteil 15W   12V |         |       |
| ○ weiß                 | 1005444 | 35.00 |
| LED Netzteil 15W   24V |         |       |
| ○ weiß                 | 1005445 | 35.00 |



228332 849

## TRAIL-LITE® 60 EL



1000384 849



12V ~50/60Hz  
Leistungsaufnahme: 0,3W  
Material: Edelstahl 316 / Glas

- Betrieb nur mit konventionellem Trafo.
- Einbautopf inkl.
- Die Leuchte ist für den Einbau in Holz geeignet



Up

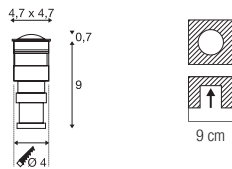
10lm | 3000K

| Variante    | Art.Nr. | CHF   |
|-------------|---------|-------|
| ● edelstahl | 227462  | 85.00 |





POWER TRAIL-LITE®  
EL, quadratisch



350mA  
Systemleistung: 1W  
Material: Edelstahl 316 / Glas

- Betrieb nur mit Treiber 350mA. Verdrahtung von mehreren PowerLEDs nur in Reihenschaltung! Einbauhülse inkl. Die Leuchte ist für den Einbau in Holz geeignet
- offenes Kabelende



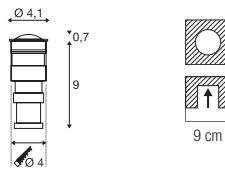
Up 45lm | 3000K

| Variante    | Art.Nr. | CHF    |
|-------------|---------|--------|
| ● edelstahl | 228342  | 106.00 |



| Artikel                | Art.Nr. | CHF   |
|------------------------|---------|-------|
| LED Treiber 3W   350mA |         |       |
| ○ weiß                 | 1005248 | 21.00 |

POWER TRAIL-LITE®  
EL, rund



350mA  
Systemleistung: 1W  
Material: Edelstahl 316 / Glas

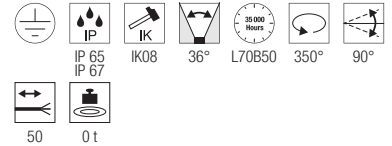
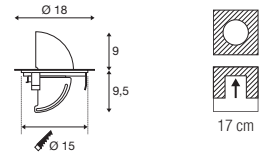
- Betrieb nur mit Treiber 350mA. Verdrahtung von mehreren PowerLEDs nur in Reihenschaltung!
- Die Leuchte ist für den Einbau in Holz geeignet
- offenes Kabelende



Up 45lm | 3000K

| Variante    | Art.Nr. | CHF    |
|-------------|---------|--------|
| ● edelstahl | 228332  | 106.00 |

GIMBLE OUT  
EL



220-240V ~50/60Hz | 600mA  
Systemleistung: 13W  
Material: Edelstahl 316

- offenes Kabelende



Up 1100lm | 3000K

| Variante    | Art.Nr. | CHF    |
|-------------|---------|--------|
| ● edelstahl | 1000384 | 409.00 |



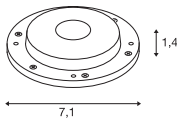
| Artikel                      | Art.Nr. | CHF   |
|------------------------------|---------|-------|
| Bodeneinbautopf              |         |       |
| ● schwarz                    | 1000655 | 96.00 |
| Einbaurohr DN160             |         |       |
| ● grau                       | 233792  | 64.00 |
| Verbindungsbox IP68, 3-polig |         |       |
| ● schwarz                    | 228730  | 21.30 |



1006171 + 1006173 851



### SMALL PLOT Module



24V DC  
Leistungsaufnahme: 2.6W  
Material: Aluminium / Polymethylacrylat (PMMA)

- Das Produkt wird ohne Cover geliefert
- offenes Kabelende



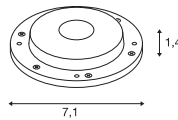
Up 240lm | 3000K

| Variante    | Art.Nr.        | CHF           |
|-------------|----------------|---------------|
| ● aluminium | <b>1006172</b> | <b>102.00</b> |



| Artikel                                       | Art.Nr.        | CHF          |
|---|----------------|--------------|
| LED Netzteil 12/20W   24V inkl. Zugentlastung |                |              |
| ○ weiß  | <b>1005381</b> | <b>49.10</b> |
| LED Netzteil 15W   24V                        |                |              |
| ○ weiß  | <b>1005445</b> | <b>35.00</b> |

### SMALL PLOT Module



24V DC  
Leistungsaufnahme: 2.6W  
Material: Edelstahl / Polymethylacrylat (PMMA)

- Das Produkt wird ohne Cover geliefert
- offenes Kabelende



Up 240lm | 3000K

| Variante    | Art.Nr.        | CHF           |
|-------------|----------------|---------------|
| ● edelstahl | <b>1006171</b> | <b>125.00</b> |



| Artikel                                       | Art.Nr.        | CHF          |
|---|----------------|--------------|
| LED Netzteil 12/20W   24V inkl. Zugentlastung |                |              |
| ○ weiß  | <b>1005381</b> | <b>49.10</b> |
| LED Netzteil 15W   24V                        |                |              |
| ○ weiß  | <b>1005445</b> | <b>35.00</b> |

### SMALL PLOT Abdeckung, 2er



H: 1.7 cm  
Ø: 10.3 cm  
Material 1006173: Edelstahl  
Material 1006174: Aluminium

- 500 kg Belastung für 1006174
- 800 kg Belastung für 1006173

| Variante    | Art.Nr.        | CHF           |
|-------------|----------------|---------------|
| ● anthrazit | <b>1006174</b> | <b>52.00</b>  |
| ● edelstahl | <b>1006173</b> | <b>169.00</b> |

### SMALL PLOT Abdeckung, 4er



H: 1.7 cm  
Ø: 10.3 cm  
Material 1006175: Edelstahl  
Material 1006176: Aluminium

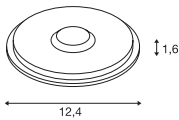
| Variante    | Art.Nr.        | CHF           |
|-------------|----------------|---------------|
| ● anthrazit | <b>1006176</b> | <b>52.00</b>  |
| ● edelstahl | <b>1006175</b> | <b>169.00</b> |



1001359 + 1001255 853



### BIG PLOT Module



220-240V ~50/60Hz  
Systemleistung: 5.5W  
Material: Aluminium / Polymethylacrylat (PMMA)

- Produkt wird ohne Cover geliefert
- offenes Kabelende



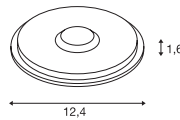
Up 500lm | 3000K

| Variante    | Art.Nr. | CHF    |
|-------------|---------|--------|
| ● aluminium | 1001256 | 117.00 |



| Artikel                      | Art.Nr. | CHF   |
|------------------------------|---------|-------|
| T-Verbinderbox               |         |       |
| ● schwarz                    | 228726  | 33.00 |
| Verbindungsbox IP68, 3-polig |         |       |
| ● schwarz                    | 228730  | 21.30 |

### BIG PLOT Module



220-240V ~50/60Hz  
Systemleistung: 5.5W  
Material: Edelstahl / Polymethylacrylat (PMMA)

- Produkt wird ohne Cover geliefert
- offenes Kabelende



Up 500lm | 3000K

| Variante    | Art.Nr. | CHF    |
|-------------|---------|--------|
| ● edelstahl | 1001359 | 160.00 |



| Artikel                      | Art.Nr. | CHF   |
|------------------------------|---------|-------|
| T-Verbinderbox               |         |       |
| ● schwarz                    | 228726  | 33.00 |
| Verbindungsbox IP68, 3-polig |         |       |
| ● schwarz                    | 228730  | 21.30 |

### BIG PLOT Abdeckung, 2er



H: 2 cm  
Ø: 17 cm  
Material: Aluminium

- 500 kg Belastung für 1001262
- 800 kg Belastung für 1001254

| Variante    | Art.Nr. | CHF    |
|-------------|---------|--------|
| ● anthrazit | 1001262 | 66.00  |
| ● edelstahl | 1001254 | 239.00 |

### BIG PLOT Abdeckung, 4er

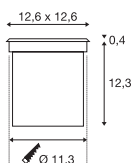


800 kg

H: 2 cm  
Ø: 17 cm  
Material: Edelstahl 316

| Variante    | Art.Nr. | CHF    |
|-------------|---------|--------|
| ● anthrazit | 1001263 | 66.00  |
| ● edelstahl | 1001255 | 239.00 |

ROCCI  
EL, quadratisch



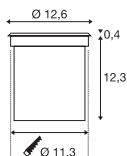
100-277V ~50/60Hz | 700mA  
Systemleistung: 8.6W  
Material: Edelstahl 316 / Glas



Up 580lm | 3000K

| Variante    | Art.Nr. | CHF    |
|-------------|---------|--------|
| ● edelstahl | 227604  | 219.00 |

ROCCI  
EL, rund




100-277V ~50/60Hz | 700mA  
Systemleistung: 8.6W  
Material: Edelstahl 316 / Glas



Up 580lm | 3000K

| Variante    | Art.Nr. | CHF    |
|-------------|---------|--------|
| ● edelstahl | 227600  | 209.00 |





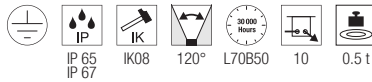
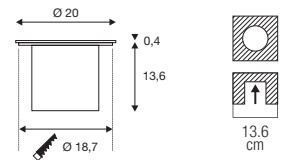
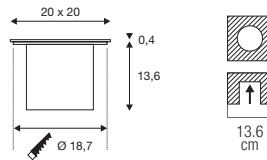
227604 854



1006105 855

ROCCI 200  
EL, eckig

ROCCI 200  
EL, rund



100-277V ~50/60Hz | 350mA  
Systemleistung: 16W  
Material: Edelstahl 316 / Glas



100-277V ~50/60Hz | 350mA  
Systemleistung: 16W  
Material: Edelstahl 316 / Glas



Up 1530lm | 3000K



Up 1530lm | 3000K

| Variante    | Art.Nr. | CHF    |
|-------------|---------|--------|
| ● edelstahl | 1006105 | 219.00 |

| Variante    | Art.Nr. | CHF    |
|-------------|---------|--------|
| ● edelstahl | 1006104 | 219.00 |



227680


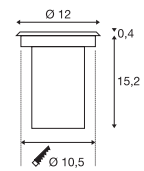
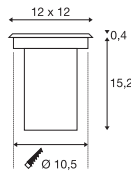
857



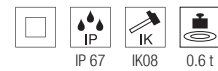


SOLASTO  
EL, quadratisch

SOLASTO  
EL, rund



220-240V ~50/60Hz  
Material: Edelstahl 304 / Glas



220-240V ~50/60Hz  
Material: Edelstahl 304 / Glas



Socket: 1xGU10



Socket: 1xGU10

| Variante    | Art.Nr. | CHF   |
|-------------|---------|-------|
| ● edelstahl | 227684  | 96.00 |

| Variante    | Art.Nr. | CHF   |
|-------------|---------|-------|
| ● edelstahl | 227680  | 96.00 |



LED GU10 51mm | 6W | 38°  
2700K | 450lm | EEK=F  
6kWh/1000h



Art. Nr.: 1005075 | 10.60 CHF



LED GU10 51mm | 6W | 38°  
2700K | 450lm | EEK=F  
6kWh/1000h



Art. Nr.: 1005075 | 10.60 CHF

1006400 281





LED QT | 860



LED C35 | 860



LED TCR-TSE | 860



LED QR51 | 861



LED QPAR51 | 861



LED | 862

LED QPAR111 |  
862, 863, 864

QPAR111 | 862, 863



LED A60 | 864, 865



LED T32 | 861



LED T38 | 865



LED T45 | 865



LED ST64 | 865



LED ST58 | 865



LED G125 | 865

## LED QT14 G9



220-240V ~50/60Hz  
Leistung: 3,6W  
Material: Keramik  
Ø: 1.8 cm L: 5.4 cm

|                        |       |
|------------------------|-------|
| Lichtstrom             | 400lm |
| Lampenstrom            | 0,03A |
| Farbwiedergabeindex    | 93    |
| Leistung               | 3,6W  |
| Energieverbrauch/1000h | 4kWh  |

| Variante        | Art.Nr. | CHF   |
|-----------------|---------|-------|
| ○ weiß<br>3000K | 1005286 | 12.90 |

## LED QT-DE12 R7S, 78 mm



220-240V ~50/60Hz  
Leistung: 9W  
Material: Polycarbonat (PC)  
Ø: 2.9 cm L: 2.9 cm

|                        |        |
|------------------------|--------|
| Lichtstrom             | 1050lm |
| Lampenstrom            | 0,043A |
| Farbwiedergabeindex    | 95     |
| Leistung               | 9W     |
| Energieverbrauch/1000h | 9kWh   |

| Variante        | Art.Nr. | CHF   |
|-----------------|---------|-------|
| ● grau<br>3000K | 1005287 | 27.70 |

## LED QT-DE12 R7S, 118 mm

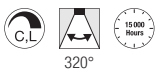


220-240V ~50/60Hz  
Leistung: 15W  
Material: Polycarbonat (PC)  
Ø: 2.9 cm L: 2.9 cm

|                        |        |
|------------------------|--------|
| Lichtstrom             | 2000lm |
| Lampenstrom            | 0,068A |
| Farbwiedergabeindex    | 92     |
| Leistung               | 15W    |
| Energieverbrauch/1000h | 15kWh  |

| Variante        | Art.Nr. | CHF   |
|-----------------|---------|-------|
| ● grau<br>3000K | 1005288 | 35.00 |

## LED C35 E14

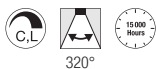


220-240V ~50/60Hz  
Leistung: 4,2W  
Material: Glas  
Ø: 3.5 cm L: 9.8 cm

|                        |        |
|------------------------|--------|
| Lichtstrom             | 380lm  |
| Lampenstrom            | 0,025A |
| Farbwiedergabeindex    | 90     |
| Leistung               | 4,2W   |
| Energieverbrauch/1000h | 5kWh   |

| Variante               | Art.Nr. | CHF   |
|------------------------|---------|-------|
| ○ transparent<br>2700K | 1005284 | 10.60 |

## LED C35 E14



220-240V ~50/60Hz  
Leistung: 4,2W  
Material: Glas  
Ø: 3.5 cm L: 9.8 cm

|                        |        |
|------------------------|--------|
| Lichtstrom             | 350lm  |
| Lampenstrom            | 0,025A |
| Farbwiedergabeindex    | 90     |
| Leistung               | 4,2W   |
| Energieverbrauch/1000h | 5kWh   |

| Variante        | Art.Nr. | CHF   |
|-----------------|---------|-------|
| ○ weiß<br>2700K | 1005285 | 12.90 |

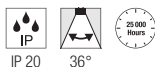
## LED TCR-TSE GX53



220-240V ~50/60Hz  
Leistung: 6,1W  
Material: Polycarbonat (PC) / Polycarbonat (PC)  
Ø: 7.5 cm L: 2.4 cm

|                        |        |
|------------------------|--------|
| Lichtstrom             | 490lm  |
| Lampenstrom            | 0,034A |
| Farbwiedergabeindex    | 93     |
| Leistung               | 6,1W   |
| Energieverbrauch/1000h | 6kWh   |


| Variante        | Art.Nr. | CHF   |
|-----------------|---------|-------|
| ○ weiß<br>2700K | 1005272 | 13.50 |
| ○ weiß<br>3000K | 1005271 | 13.50 |
| ○ weiß<br>4000K | 1005269 | 13.50 |

LED QR51  
GU5.3

12V AC  
Leistung: 5,8W  
Material: Glas  
Ø: 5 cm L: 4.5 cm

|                        |        |
|------------------------|--------|
| Lichtstrom             | 450lm  |
| Lampenstrom            | 0,63A  |
| max. Lichtstärke       | 1300cd |
| Farbwiedergabeindex    | 90     |
| Leistung               | 5,8W   |
| Energieverbrauch/1000h | 6kWh   |

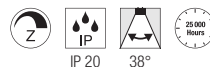
| Variante                                | Art.Nr. | CHF   |
|---|---------|-------|
| <input type="radio"/> transparent 2700K | 1001574 | 49.10 |
| <input type="radio"/> transparent 3000K | 1001575 | 49.10 |

LED QPAR51  
GU10, tunable 2700-6500K, smart

220-240V ~50/60Hz  
Leistung: 5W  
Material: Polyamid 66 (PA 66) /  
Polycarbonat (PC)  
Ø: 5 cm L: 5.4 cm

|                        |       |
|------------------------|-------|
| Lichtstrom             | 350lm |
| Lampenstrom            | 0,04A |
| max. Lichtstärke       | 530cd |
| Farbwiedergabeindex    | 92    |
| Leistung               | 5W    |
| Energieverbrauch/1000h | 5kWh  |

| Variante                              | Art.Nr. | CHF   |
|---------------------------------------|---------|-------|
| <input type="radio"/> weiß 2700-6500K | 1005311 | 44.90 |

LED QPAR51  
GU10, RGBW, smart

220-240V ~50/60Hz  
Leistung: 5,2W  
Material: Polyamid 66 (PA 66) /  
Polycarbonat (PC)  
Ø: 5 cm L: 6.1 cm

|                        |        |
|------------------------|--------|
| Lichtstrom             | 350lm  |
| Lampenstrom            | 0,042A |
| max. Lichtstärke       | 680cd  |
| Farbwiedergabeindex    | 92     |
| Leistung               | 5,2W   |
| Energieverbrauch/1000h | 5kWh   |

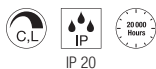
| Variante                   | Art.Nr. | CHF   |
|----------------------------|---------|-------|
| <input type="radio"/> weiß | 1005312 | 62.00 |

LED QPAR51  
GU10

220-240V ~50/60Hz  
Leistung: 2,4W  
Material: Glas  
Ø: 5 cm L: 5.4 cm

|                        |        |
|------------------------|--------|
| Lichtstrom             | 230lm  |
| Lampenstrom            | 0.025A |
| max. Lichtstärke       | 450cd  |
| Farbwiedergabeindex    | 80     |
| Leistung               | 2,4W   |
| Energieverbrauch/1000h | 3kWh   |

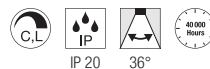
| Variante                                | Art.Nr. | CHF  |
|---|---------|------|
| <input type="radio"/> transparent 2700K | 1007230 | 7.50 |
| <input type="radio"/> transparent 3000K | 1007231 | 7.50 |

LED T32  
GU10

220-240V ~50/60Hz  
Leistung: 3,2W  
Material: Glas  
Ø: 3.2 cm L: 10 cm

|                     |         |
|---------------------|---------|
| Lichtstrom          | 270lm   |
| Lampenstrom         | 0.0175A |
| Farbwiedergabeindex | 90      |
| Leistung            | 3,2W    |

| Variante                                | Art.Nr. | CHF   |
|---|---------|-------|
| <input type="radio"/> transparent 2700K | 1006321 | 55.20 |

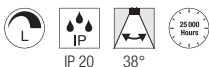
LED QPAR51  
GU10

220-240V ~50/60Hz  
Leistung: 6W  
Material: Glas  
Ø: 5 cm L: 5 cm

|                        |        |
|------------------------|--------|
| Lichtstrom             | 360lm  |
| Lampenstrom            | 0.033A |
| max. Lichtstärke       | 680cd  |
| Farbwiedergabeindex    | 93     |
| Leistung               | 6W     |
| Energieverbrauch/1000h | 6kWh   |

| Variante                                | Art.Nr. | CHF   |
|---|---------|-------|
| <input type="radio"/> silber 2200-2700K | 1005273 | 12.90 |

## LED QPAR51 GU10

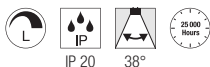


220-240V ~50/60Hz  
Leistung: 6W  
Material: Polycarbonat (PC)  
Ø: 5 cm L: 5 cm

|                        |        |
|------------------------|--------|
| Lichtstrom             | 450lm  |
| Lampenstrom            | 0.037A |
| max. Lichtstärke       | 880cd  |
| Farbwiedergabeindex    | 92     |
| Leistung               | 6W     |
| Energieverbrauch/1000h | 6kWh   |

| Variante           | Art.Nr. | CHF   |
|--------------------|---------|-------|
| ● schwarz<br>2700K | 1005077 | 10.60 |
| ● schwarz<br>3000K | 1005080 | 10.60 |
| ● schwarz<br>4000K | 1005083 | 10.60 |

## LED QPAR51 GU10




220-240V ~50/60Hz  
Leistung: 6W  
Material: Polycarbonat (PC)  
Ø: 5 cm L: 5 cm

|                        |        |
|------------------------|--------|
| Lichtstrom             | 450lm  |
| Lampenstrom            | 0.037A |
| max. Lichtstärke       | 880cd  |
| Farbwiedergabeindex    | 92     |
| Leistung               | 6W     |
| Energieverbrauch/1000h | 6kWh   |

| Variante        | Art.Nr. | CHF   |
|-----------------|---------|-------|
| ○ weiß<br>2700K | 1005076 | 10.60 |
| ○ weiß<br>3000K | 1005079 | 10.60 |
| ○ weiß<br>4000K | 1005082 | 10.60 |

## LED QPAR51 GU10

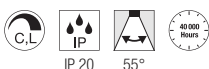


220-240V ~50/60Hz  
Leistung: 6W  
Material: Polycarbonat (PC)  
Ø: 5 cm L: 5.4 cm

|                        |        |
|------------------------|--------|
| Lichtstrom             | 450lm  |
| Lampenstrom            | 0.037A |
| max. Lichtstärke       | 880cd  |
| Farbwiedergabeindex    | 92     |
| Leistung               | 6W     |
| Energieverbrauch/1000h | 6kWh   |

| Variante        | Art.Nr. | CHF   |
|-----------------|---------|-------|
| ● grau<br>2700K | 1005075 | 10.60 |
| ● grau<br>3000K | 1005078 | 10.60 |
| ● grau<br>4000K | 1005081 | 10.60 |

## LED QPAR111 GU10

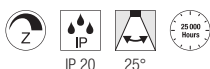


220-240V ~50/60Hz  
Leistung: 12W  
Material: Aluminium  
Ø: 11 cm L: 7 cm

|                        |       |
|------------------------|-------|
| Lichtstrom             | 680lm |
| Lampenstrom            | 0.05A |
| max. Lichtstärke       | 930cd |
| Farbwiedergabeindex    | 90    |
| Leistung               | 12W   |
| Energieverbrauch/1000h | 12kWh |

| Variante             | Art.Nr. | CHF    |
|----------------------|---------|--------|
| ● aluminium<br>2700K | 1005297 | 107.00 |
| ● aluminium<br>3000K | 1005298 | 107.00 |
| ● aluminium<br>4000K | 1005299 | 107.00 |

## QPAR111 GU10, RGBW, smart




220-240V ~50/60Hz  
Leistung: 10W  
Material: Aluminium  
Ø: 11.1 cm L: 7 cm

|                        |        |
|------------------------|--------|
| Lichtstrom             | 750lm  |
| Lampenstrom            | 0.059A |
| max. Lichtstärke       | 3500cd |
| Farbwiedergabeindex    | 94     |
| Leistung               | 10W    |
| Energieverbrauch/1000h | 10kWh  |

| Variante | Art.Nr. | CHF   |
|----------|---------|-------|
| ○ weiß   | 1005315 | 96.00 |

## QPAR111 GU10, RGBW, smart



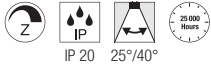
220-240V ~50/60Hz  
Leistung: 10W  
Material: Aluminium / Polycarbonat (PC)  
Ø: 11.1 cm L: 7 cm

|                        |        |
|------------------------|--------|
| Lichtstrom             | 780lm  |
| Lampenstrom            | 0.059A |
| max. Lichtstärke       | 2000cd |
| Farbwiedergabeindex    | 94     |
| Leistung               | 10W    |
| Energieverbrauch/1000h | 10kWh  |

| Variante | Art.Nr. | CHF   |
|----------|---------|-------|
| ○ weiß   | 1005316 | 96.00 |



## QPAR111 GU10, tunable 2700-6500K, smart

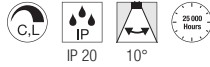


220-240V ~50/60Hz  
Leistung: 10W  
Material: Aluminium / Polycarbonat (PC)  
Ø: 11.1 cm L: 7 cm

|                        |        |
|------------------------|--------|
| Lichtstrom             | 760lm  |
| Lampenstrom            | 0.053A |
| max. Lichtstärke       | 4000cd |
| Farbwiedergabeindex    | 93     |
| Leistung               | 10W    |
| Energieverbrauch/1000h | 10kWh  |

| Variante         | Art.Nr.        | CHF          |
|------------------|----------------|--------------|
| ○ weiß           |                |              |
| 2700-6500K   25° | <b>1005313</b> | <b>70.00</b> |
| ○ weiß           |                |              |
| 2700-6500K   40° | <b>1005314</b> | <b>70.00</b> |

## LED QPAR111 GU10

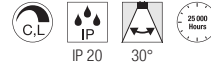


220-240V ~50/60Hz  
Leistung: 12,5W  
Material: Aluminium  
Ø: 11.1 cm L: 7 cm

|                        |         |
|------------------------|---------|
| Lichtstrom             | 900lm   |
| Lampenstrom            | 0.058A  |
| max. Lichtstärke       | 11000cd |
| Farbwiedergabeindex    | 90      |
| Leistung               | 12,5W   |
| Energieverbrauch/1000h | 13kWh   |

| Variante | Art.Nr.        | CHF          |
|----------|----------------|--------------|
| ○ silber |                |              |
| 2700K    | <b>1005275</b> | <b>65.00</b> |
| ○ silber |                |              |
| 3000K    | <b>1005278</b> | <b>65.00</b> |
| ○ silber |                |              |
| 4000K    | <b>1005281</b> | <b>65.00</b> |

## LED QPAR111 GU10

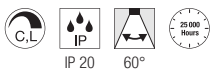


220-240V ~50/60Hz  
Leistung: 12,5W  
Material: Aluminium  
Ø: 11.1 cm L: 7 cm

|                        |        |
|------------------------|--------|
| Lichtstrom             | 950lm  |
| Lampenstrom            | 0.058A |
| max. Lichtstärke       | 3000cd |
| Farbwiedergabeindex    | 93     |
| Leistung               | 12,5W  |
| Energieverbrauch/1000h | 13kWh  |

| Variante | Art.Nr.        | CHF          |
|----------|----------------|--------------|
| ○ silber |                |              |
| 2700K    | <b>1005276</b> | <b>62.00</b> |
| ○ silber |                |              |
| 3000K    | <b>1005279</b> | <b>62.00</b> |
| ○ silber |                |              |
| 4000K    | <b>1005282</b> | <b>62.00</b> |

## LED QPAR111 GU10

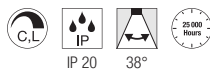


220-240V ~50/60Hz  
Leistung: 12,5W  
Material: Aluminium  
Ø: 11.1 cm L: 7 cm

|                        |        |
|------------------------|--------|
| Lichtstrom             | 1000lm |
| Lampenstrom            | 0.058A |
| max. Lichtstärke       | 1000cd |
| Farbwiedergabeindex    | 93     |
| Leistung               | 12,5W  |
| Energieverbrauch/1000h | 13kWh  |

| Variante | Art.Nr.        | CHF          |
|----------|----------------|--------------|
| ○ silber |                |              |
| 2700K    | <b>1005277</b> | <b>62.00</b> |
| ○ silber |                |              |
| 3000K    | <b>1005280</b> | <b>62.00</b> |
| ○ silber |                |              |
| 4000K    | <b>1005283</b> | <b>62.00</b> |

## LED QPAR111 GU10



220-240V ~50/60Hz  
Leistung: 8W  
Material: Glas  
Ø: 11.1 cm L: 6.1 cm

|                        |        |
|------------------------|--------|
| Lichtstrom             | 680lm  |
| Lampenstrom            | 0.046A |
| max. Lichtstärke       | 1300cd |
| Farbwiedergabeindex    | 93     |
| Leistung               | 8W     |
| Energieverbrauch/1000h | 8kWh   |

| Variante      | Art.Nr.        | CHF          |
|---------------|----------------|--------------|
| ○ transparent |                |              |
| 2700K         | <b>1005274</b> | <b>35.20</b> |

## LED QPAR111 GU10



220-240V ~50/60Hz  
Leistung: 7,3W  
Material: Kunststoff / Aluminium  
Ø: 11.1 cm L: 7.1 cm

|                        |        |
|------------------------|--------|
| Lichtstrom             | 530lm  |
| Lampenstrom            | 0.051A |
| max. Lichtstärke       | 1400cd |
| Farbwiedergabeindex    | 93     |
| Leistung               | 7,3W   |
| Energieverbrauch/1000h | 8kWh   |

| Variante | Art.Nr.        | CHF          |
|----------|----------------|--------------|
| ○ silber |                |              |
| 2700K    | <b>1005291</b> | <b>24.50</b> |
| ○ silber |                |              |
| 3000K    | <b>1005292</b> | <b>24.50</b> |

## LED QPAR111 GU10



220-240V ~50/60Hz  
Leistung: 7,3W  
Material: Kunststoff / Aluminium  
Ø: 11.1 cm L: 7.1 cm

|                        |        |
|------------------------|--------|
| Lichtstrom             | 500lm  |
| Lampenstrom            | 0.051A |
| max. Lichtstärke       | 1000cd |
| Farbwiedergabeindex    | 93     |
| Leistung               | 7,3W   |
| Energieverbrauch/1000h | 8kWh   |

| Variante                              | Art.Nr. | CHF   |
|---------------------------------------|---------|-------|
| <input type="radio"/> silber<br>2700K | 1005294 | 24.50 |
| <input type="radio"/> silber<br>3000K | 1005295 | 24.50 |
| <input type="radio"/> silber<br>4000K | 1005296 | 24.50 |

## LED A60 E27, tunable 2700-6500K, smart



220-240V ~50/60Hz  
Leistung: 9W  
Material: Polyamid 66 (PA 66)  
Ø: 6 cm L: 11 cm

|                        |        |
|------------------------|--------|
| Lichtstrom             | 800lm  |
| Lampenstrom            | 0.067A |
| Farbwiedergabeindex    | 92     |
| Leistung               | 9W     |
| Energieverbrauch/1000h | 9kWh   |

| Variante                                 | Art.Nr. | CHF   |
|--|---------|-------|
| <input type="radio"/> weiß<br>2700-6500K | 1005317 | 42.90 |

## LED A60 E27, RGBW, smart

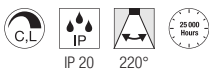


220-240V ~50/60Hz  
Leistung: 9W  
Material: Polyamid 66 (PA 66) /  
Polycarbonat (PC)  
Ø: 6 cm L: 11 cm

|                        |        |
|------------------------|--------|
| Lichtstrom             | 800lm  |
| Lampenstrom            | 0.073A |
| Farbwiedergabeindex    | 92     |
| Leistung               | 9W     |
| Energieverbrauch/1000h | 9kWh   |

| Variante                   | Art.Nr. | CHF   |
|----------------------------|---------|-------|
| <input type="radio"/> weiß | 1005318 | 59.00 |

## LED A60 E27

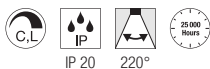


220-240V ~50/60Hz  
Leistung: 9W  
Material: Kunststoff  
Ø: 6 cm L: 11 cm

|                        |        |
|------------------------|--------|
| Lichtstrom             | 800lm  |
| Lampenstrom            | 0.048A |
| Farbwiedergabeindex    | 90     |
| Leistung               | 9W     |
| Energieverbrauch/1000h | 9kWh   |

| Variante                            | Art.Nr. | CHF  |
|-------------------------------------|---------|------|
| <input type="radio"/> weiß<br>2700K | 1005301 | 9.50 |

## LED A60 E27



220-240V ~50/60Hz  
Leistung: 13,2W  
Material: Kunststoff  
Ø: 6 cm L: 12 cm

|                        |        |
|------------------------|--------|
| Lichtstrom             | 1300lm |
| Lampenstrom            | 0.062A |
| Farbwiedergabeindex    | 93     |
| Leistung               | 13,2W  |
| Energieverbrauch/1000h | 13kWh  |

| Variante                            | Art.Nr. | CHF   |
|-------------------------------------|---------|-------|
| <input type="radio"/> weiß<br>2700K | 1005302 | 17.00 |

## LED A60 E27



220-240V ~50/60Hz  
Leistung: 7,5W  
Material: Glas  
Ø: 6 cm L: 10.5 cm

|                        |        |
|------------------------|--------|
| Lichtstrom             | 800lm  |
| Lampenstrom            | 0.038A |
| Farbwiedergabeindex    | 93     |
| Leistung               | 7,5W   |
| Energieverbrauch/1000h | 8kWh   |

| Variante                                   | Art.Nr. | CHF   |
|--|---------|-------|
| <input type="radio"/> transparent<br>2700K | 1005303 | 12.90 |



**LED T38**  
E27

220-240V ~50/60Hz  
Leistung: 8W  
Material: Kunststoff  
Ø: 3.8 cm L: 11.6 cm

|                        |        |
|------------------------|--------|
| Lichtstrom             | 880lm  |
| Lampenstrom            | 0.035A |
| Farbwiedergabeindex    | 94     |
| Leistung               | 8W     |
| Energieverbrauch/1000h | 8kWh   |

| Variante | Art.Nr.        | CHF          |
|----------|----------------|--------------|
| ○ weiß   |                |              |
| 3000K    | <b>1005289</b> | <b>12.90</b> |
| ○ weiß   |                |              |
| 4000K    | <b>1005290</b> | <b>12.90</b> |

**LED T45**  
E27

220-240V ~50/60Hz  
Leistung: 13,5W  
Material: Kunststoff  
Ø: 4.5 cm L: 14 cm

|                        |        |
|------------------------|--------|
| Lichtstrom             | 1520lm |
| Lampenstrom            | 0.06A  |
| Farbwiedergabeindex    | 94     |
| Leistung               | 13,5W  |
| Energieverbrauch/1000h | 14kWh  |

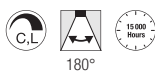
| Variante | Art.Nr.        | CHF          |
|----------|----------------|--------------|
| ○ weiß   |                |              |
| 3000K    | <b>1005307</b> | <b>13.80</b> |
| ○ weiß   |                |              |
| 4000K    | <b>1005308</b> | <b>13.80</b> |

**LED ST64**  
E27

220-240V ~50/60Hz  
Leistung: 7,5W  
Material: Glas  
Ø: 6.4 cm L: 14.5 cm

|                        |        |
|------------------------|--------|
| Lichtstrom             | 700lm  |
| Lampenstrom            | 0.038A |
| Farbwiedergabeindex    | 90     |
| Leistung               | 7,5W   |
| Energieverbrauch/1000h | 8kWh   |

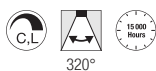
| Variante | Art.Nr.        | CHF          |
|----------|----------------|--------------|
| ● gold   |                |              |
| 2500K    | <b>1005265</b> | <b>33.00</b> |

**LED A60**  
E27, Mirrorhead, Chrom

220-240V ~50/60Hz  
Leistung: 7,5W  
Material: Glas  
Ø: 6 cm L: 10.5 cm

|                        |        |
|------------------------|--------|
| Lichtstrom             | 720lm  |
| Lampenstrom            | 0.038A |
| Farbwiedergabeindex    | 92     |
| Leistung               | 7,5W   |
| Energieverbrauch/1000h | 8kWh   |

| Variante | Art.Nr.        | CHF          |
|----------|----------------|--------------|
| ● chrom  |                |              |
| 2700K    | <b>1005305</b> | <b>24.50</b> |

**LED ST58**  
E27

220-240V ~50/60Hz  
Leistung: 7,5W  
Material: Glas  
Ø: 5.8 cm L: 14.2 cm

|                        |        |
|------------------------|--------|
| Lichtstrom             | 800lm  |
| Lampenstrom            | 0.038A |
| Farbwiedergabeindex    | 93     |
| Leistung               | 7,5W   |
| Energieverbrauch/1000h | 8kWh   |


| Variante      | Art.Nr.        | CHF          |
|---------------|----------------|--------------|
| ○ transparent |                |              |
| 2700K         | <b>1005268</b> | <b>13.80</b> |

**LED G125**  
E27

220-240V ~50/60Hz  
Leistung: 7,5W  
Material: Glas  
Ø: 12.5 cm L: 17.8 cm

|                        |        |
|------------------------|--------|
| Lichtstrom             | 800lm  |
| Lampenstrom            | 0.038A |
| Farbwiedergabeindex    | 93     |
| Leistung               | 7,5W   |
| Energieverbrauch/1000h | 8kWh   |

| Variante      | Art.Nr.        | CHF          |
|---------------|----------------|--------------|
| ○ transparent |                |              |
| 2700K         | <b>1005310</b> | <b>27.70</b> |



1007300 151

1007308 151

1002913 189



TRANSFORMATOR  
TENSEO | 868



TRANSFOR-  
MATOR | 868



DALI I  
NTERFACE | 868



KONVERTER | 868



DALI UNIVERSAL  
DIMMER | 869



DALI  
CONTROLLER | 869



CONTROLLER | 869



LED NETZTEIL | 869,  
870, 871



LED NETZTEIL  
DIMMBAR | 871, 872



LED TREIBER | 870,  
872, 875, 876, 877



LED TREIBER  
DIMMBAR | 871, 872,  
873, 874, 875



RF-MODUL | 874, 875



DECKENHAKEN | 878



KABELKLEMME | 878



GLENOS® DECKEN-  
ROSETTE | 878



TEXTILKABEL | 878



KABEL 3-POLIG | 878



DRAHTSEIL-  
ABHÄNGUNG | 878



STOPPER FÜR  
DRAHTSEIL | 879



KABELVER-  
LÄNGERUNG | 879



STECKERLEISTE | 879



DOPPELSEITIGES  
KLEBEBAND | 879



GU10 LED  
CONNECTION  
BOX | 880



GU10 CONNECTION  
BOX | 880



GU10 FASSUNG | 880



VERBINDUNGS-  
BOX | 881



T-VERBINDER-  
BOX | 881



CONNECTION  
BOX | 881

**TRANSFORMATOR TENSEO**  
12V AC | 50VA konventionell



220-240V ~50/60Hz  
H: 11 cm  
Ø: 11.1 cm  
Material: Stahl / Messing

|                         |        |
|-------------------------|--------|
| Ausgangsspannung        | 12V AC |
| Leistung bis            | 60W    |
| Temperaturschutz        | 130°C  |
| Anzahl Sekundärausgänge | 1      |

| Variante  | Art.Nr. | CHF    |
|-----------|---------|--------|
| ● schwarz | 1002691 | 128.00 |
| ○ weiß    | 1002692 | 128.00 |
| ● chrom   | 1002693 | 128.00 |

**TRANSFORMATOR TENSEO**  
12V AC | 105VA konventionell



220-240V ~50/60Hz  
H: 11 cm  
Ø: 11.1 cm  
Material: Messing / Glas

|                         |        |
|-------------------------|--------|
| Ausgangsspannung        | 12V AC |
| Leistung bis            | 105W   |
| Temperaturschutz        | 130°C  |
| Anzahl Sekundärausgänge | 1      |

| Variante | Art.Nr. | CHF    |
|----------|---------|--------|
| ○ weiß   | 138981  | 160.00 |
| ● chrom  | 138982  | 169.00 |

**TRANSFORMATOR TENSEO**  
12V AC | 210VA konventionell



220-240V ~50/60Hz  
H: 11 cm  
Ø: 13.5 cm  
Material: Stahl / Messing

|                         |        |
|-------------------------|--------|
| Ausgangsspannung        | 12V AC |
| Leistung bis            | 210W   |
| Temperaturschutz        | 130°C  |
| Anzahl Sekundärausgänge | 1      |

| Variante | Art.Nr. | CHF    |
|----------|---------|--------|
| ○ weiß   | 138991  | 249.00 |
| ● chrom  | 138992  | 249.00 |

**TRANSFORMATOR**  
60VA | 12V AC



230V ~50Hz  
L: 10.5 cm B: 3.3 cm H: 2.2 cm  
Material: Polycarbonat (PC)

|                               |        |
|-------------------------------|--------|
| Ausgangsspannung              | 12V AC |
| Leistung von                  | 10W    |
| Leistung bis                  | 60W    |
| Leistungsfaktor Betriebsgerät | 0.98   |
| Temperaturschutz              | 110°C  |
| Anzahl Sekundärausgänge       | 1      |

| Variante | Art.Nr. | CHF   |
|----------|---------|-------|
| ○ weiß   | 461060  | 24.50 |

**DALI INTERFACE**  
1-10V + on/off



250V AC  
L: 5.85 cm B: 3.25 cm H: 1.5 cm  
Material: Kunststoff

- Zum Ansteuern von elektronischen Vorschaltgeräten mit 1-10V Steuereingang
- Galvanische Trennung von DALI-Eingang und 1-10V Ausgang

|                  |         |
|------------------|---------|
| Ausgangsspannung | 250V AC |
| Leistung bis     | 1000W   |

| Variante | Art.Nr. | CHF    |
|----------|---------|--------|
| ● grau   | 1002218 | 179.00 |

**KONVERTER**  
Phase dim -> DALI



100-240V ~50/60Hz  
L: 4.6 cm B: 4.5 cm H: 2 cm  
Material: Polycarbonat (PC)

|                  |             |
|------------------|-------------|
| Ausgangsspannung | 100-240V AC |
| Leistung von     | 0W          |
| Leistung bis     | 200W        |

| Variante | Art.Nr. | CHF    |
|----------|---------|--------|
| ○ weiß   | 1006452 | 135.00 |

## DALI UNIVERSAL DIMMER 10-300W



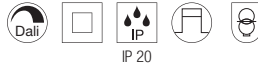
230V AC  
L: 12.02 cm B: 3.02 cm H: 2.16 cm  
Material: Kunststoff

- Geeignet für R. L. C-Last dank automatischer Lasterkennung.  
DALI Stromaufnahme: 6mA

|                  |         |
|------------------|---------|
| Ausgangsspannung | 230V AC |
| Leistung von     | 10W     |
| Leistung bis     | 300W    |

| Variante | Art.Nr. | CHF    |
|----------|---------|--------|
| ● grau   | 1002221 | 229.00 |

## DALI CONTROLLER 24V DC



10V-24V DC  
L: 11.6 cm B: 4.2 cm H: 1.8 cm  
Material: Polycarbonat (PC)

|                         |           |
|-------------------------|-----------|
| Ausgangsspannung        | 10-24V DC |
| Anzahl Sekundärausgänge | 1         |

| Variante      | Art.Nr. | CHF   |
|---------------|---------|-------|
| ○ weiß / grau | 1003106 | 78.00 |

## CONTROLLER LED Strip CCT / RGBW



NEW




12V/24V DC  
L: 14.5 cm B: 4.65 cm H: 1.6 cm  
Material: Polycarbonat (PC)

|                  |           |
|------------------|-----------|
| Ausgangsspannung | 12-24V DC |
| Leistung von     | 48W       |
| Leistung bis     | 96W       |
| Temperaturschutz | 100°C     |

| Variante | Art.Nr. | CHF   |
|----------|---------|-------|
| ○ weiß   | 1006348 | 95.90 |

## LED NETZTEIL 15W | 12V

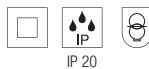


200-240V ~50/60Hz  
H: 2.5 cm  
Ø: 5.5 cm  
Material: Polycarbonat (PC)

|                               |        |
|-------------------------------|--------|
| Ausgangsspannung              | 12V DC |
| Leistung von                  | 0W     |
| Leistung bis                  | 15W    |
| Leistungsfaktor Betriebsgerät | 0.9    |
| Temperaturschutz              | 110°C  |
| Anzahl Sekundärausgänge       | 1      |

| Variante | Art.Nr. | CHF   |
|----------|---------|-------|
| ○ weiß   | 1005444 | 35.00 |

## LED NETZTEIL 15W | 24V



200-240V ~50/60Hz  
H: 2.2 cm  
Ø: 5.5 cm  
Material: Polycarbonat (PC)

|                               |        |
|-------------------------------|--------|
| Ausgangsspannung              | 24V DC |
| Leistung von                  | 0W     |
| Leistung bis                  | 15W    |
| Leistungsfaktor Betriebsgerät | 0.9    |
| Temperaturschutz              | 110°C  |
| Anzahl Sekundärausgänge       | 1      |

| Variante | Art.Nr. | CHF   |
|----------|---------|-------|
| ○ weiß   | 1005445 | 35.00 |

## LED NETZTEIL 20W | 12/24V



220-240V ~50/60Hz  
L: 11.5 cm B: 4.1 cm H: 2.5 cm  
Material: Polycarbonat (PC)

|                               |           |
|-------------------------------|-----------|
| Ausgangsspannung              | 12/24V DC |
| Leistung von                  | 0W        |
| Leistung bis                  | 18W/20W   |
| Leistungsfaktor Betriebsgerät | 0.95      |
| Temperaturschutz              | 110°C     |
| Anzahl Sekundärausgänge       | 1         |

| Variante | Art.Nr. | CHF   |
|----------|---------|-------|
| ○ weiß   | 1005381 | 49.10 |

**LED TREIBER**  
30W | 24V DC inkl. Zugentlastung



220-240V ~50/60Hz  
L: 30 cm B: 3 cm H: 1.6 cm  
Material: Polycarbonat (PC)

|                               |        |
|-------------------------------|--------|
| Ausgangsspannung              | 24V DC |
| Leistung von                  | 0W     |
| Leistung bis                  | 30W    |
| Leistungsfaktor Betriebsgerät | 0.95   |
| Temperaturschutz              | 110°C  |
| Anzahl Sekundärausgänge       | 1      |

| Variante                   | Art.Nr. | CHF   |
|----------------------------|---------|-------|
| <input type="radio"/> weiß | 1007250 | 57.50 |

**LED TREIBER**  
100W | 24V DC inkl. Zugentlastung



220-240V ~50/60Hz  
L: 35 cm B: 3 cm H: 1.8 cm  
Material: Polycarbonat (PC)

|                               |        |
|-------------------------------|--------|
| Ausgangsspannung              | 24V DC |
| Leistung von                  | 0W     |
| Leistung bis                  | 100W   |
| Leistungsfaktor Betriebsgerät | 0.95   |
| Temperaturschutz              | 110°C  |
| Anzahl Sekundärausgänge       | 1      |

| Variante                   | Art.Nr. | CHF   |
|----------------------------|---------|-------|
| <input type="radio"/> weiß | 1007251 | 92.00 |

**LED TREIBER**  
150W | 24V DC inkl. Zugentlastung



220-240V ~50/60Hz  
L: 35 cm B: 3 cm H: 1.8 cm  
Material: Polycarbonat (PC)

|                               |        |
|-------------------------------|--------|
| Ausgangsspannung              | 24V DC |
| Leistung von                  | 0W     |
| Leistung bis                  | 150W   |
| Leistungsfaktor Betriebsgerät | 0.95   |
| Temperaturschutz              | 110°C  |
| Anzahl Sekundärausgänge       | 1      |

| Variante                   | Art.Nr. | CHF    |
|----------------------------|---------|--------|
| <input type="radio"/> weiß | 1007252 | 115.00 |

**LED TREIBER**  
250W | 24V DC inkl. Zugentlastung




220-240V ~50/60Hz  
L: 40 cm B: 4 cm H: 2.2 cm  
Material: Polycarbonat (PC)

|                               |        |
|-------------------------------|--------|
| Ausgangsspannung              | 24V DC |
| Leistung von                  | 0W     |
| Leistung bis                  | 250W   |
| Leistungsfaktor Betriebsgerät | 0.95   |
| Temperaturschutz              | 110°C  |
| Anzahl Sekundärausgänge       | 1      |

| Variante                   | Art.Nr. | CHF    |
|----------------------------|---------|--------|
| <input type="radio"/> weiß | 1007253 | 138.00 |

**LED NETZTEIL**  
25W | 24V




220-240V ~50/60Hz  
L: 12.8 cm B: 5.2 cm H: 3 cm  
Material: Polycarbonat (PC) / Polycarbonat (PC)

|                               |        |
|-------------------------------|--------|
| Ausgangsspannung              | 24V DC |
| Leistung von                  | 9.6W   |
| Leistung bis                  | 25W    |
| Leistungsfaktor Betriebsgerät | 0.95   |
| Temperaturschutz              | 110°C  |
| Anzahl Sekundärausgänge       | 1      |

| Variante                          | Art.Nr. | CHF   |
|-----------------------------------|---------|-------|
| <input type="radio"/> weiß / grau | 1006336 | 41.90 |


**LED NETZTEIL**  
50W | 24V



220-240V ~50/60Hz  
L: 18.4 cm B: 6.1 cm H: 3.2 cm  
Material: Polycarbonat (PC) / Polycarbonat (PC)

|                               |        |
|-------------------------------|--------|
| Ausgangsspannung              | 24V DC |
| Leistung von                  | 12W    |
| Leistung bis                  | 50W    |
| Leistungsfaktor Betriebsgerät | 0.95   |
| Temperaturschutz              | 110°C  |
| Anzahl Sekundärausgänge       | 1      |


| Variante                          | Art.Nr. | CHF   |
|-----------------------------------|---------|-------|
| <input type="radio"/> weiß / blau | 1003104 | 64.00 |

**LED NETZTEIL**  
100W | 24V DC

220-240V ~50/60Hz  
L: 21 cm B: 6.7 cm H: 3.4 cm  
Material: Polycarbonat (PC) / Polycarbonat (PC)

|                               |        |
|-------------------------------|--------|
| Ausgangsspannung              | 24V DC |
| Leistung von                  | 33W    |
| Leistung bis                  | 100W   |
| Leistungsfaktor Betriebsgerät | 0.95   |
| Temperaturschutz              | 110°C  |
| Anzahl Sekundärausgänge       | 1      |

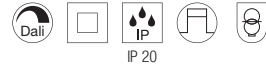
| Variante                                     | Art.Nr. | CHF    |
|--|---------|--------|
| <input checked="" type="radio"/> weiß / blau | 1003105 | 149.00 |

**LED TREIBER**  
30W | 24V DC DALI dimmbar  
inkl. Zugentlastung

220-240V ~50/60Hz  
L: 30 cm B: 3 cm H: 1.6 cm  
Material: Polycarbonat (PC)

|                               |        |
|-------------------------------|--------|
| Ausgangsspannung              | 24V DC |
| Leistung von                  | 12W    |
| Leistung bis                  | 30W    |
| Leistungsfaktor Betriebsgerät | 0.95   |
| Temperaturschutz              | 110°C  |
| Anzahl Sekundärausgänge       | 1      |


| Variante                   | Art.Nr. | CHF   |
|----------------------------|---------|-------|
| <input type="radio"/> weiß | 1007254 | 69.00 |

**LED TREIBER**  
100W | 24V DC DALI dimmbar  
inkl. Zugentlastung

220-240V ~50/60Hz  
L: 35 cm B: 3 cm H: 1.8 cm  
Material: Polycarbonat (PC)

|                               |        |
|-------------------------------|--------|
| Ausgangsspannung              | 24V DC |
| Leistung von                  | 30W    |
| Leistung bis                  | 100W   |
| Leistungsfaktor Betriebsgerät | 0.95   |
| Temperaturschutz              | 110°C  |
| Anzahl Sekundärausgänge       | 1      |

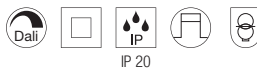
| Variante                   | Art.Nr. | CHF    |
|----------------------------|---------|--------|
| <input type="radio"/> weiß | 1007255 | 126.50 |

**LED TREIBER**  
150W | 24V DC DALI dimmbar  
inkl. Zugentlastung

220-240V ~50/60Hz  
L: 35 cm B: 3 cm H: 1.8 cm  
Material: Polycarbonat (PC)

|                               |        |
|-------------------------------|--------|
| Ausgangsspannung              | 24V DC |
| Leistung von                  | 45W    |
| Leistung bis                  | 150W   |
| Leistungsfaktor Betriebsgerät | 0.95   |
| Temperaturschutz              | 110°C  |
| Anzahl Sekundärausgänge       | 1      |

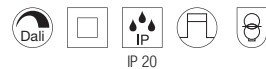
| Variante                   | Art.Nr. | CHF    |
|----------------------------|---------|--------|
| <input type="radio"/> weiß | 1007256 | 161.00 |

**LED TREIBER**  
250W | 24V DC DALI dimmbar  
inkl. Zugentlastung

220-240V ~50/60Hz  
L: 40 cm B: 4 cm H: 2.2 cm  
Material: Polycarbonat (PC)

|                               |        |
|-------------------------------|--------|
| Ausgangsspannung              | 24V DC |
| Leistung von                  | 75W    |
| Leistung bis                  | 250W   |
| Leistungsfaktor Betriebsgerät | 0.95   |
| Temperaturschutz              | 110°C  |
| Anzahl Sekundärausgänge       | 1      |

| Variante                   | Art.Nr. | CHF    |
|----------------------------|---------|--------|
| <input type="radio"/> weiß | 1007257 | 184.00 |

**LED NETZTEIL**  
60W | DALI, 24V,  
2 Kanal DALI dimmbar

220-240V ~50/60Hz  
L: 20.2 cm B: 5.8 cm H: 3 cm  
Material: Polycarbonat (PC)

|                               |        |
|-------------------------------|--------|
| Ausgangsspannung              | 24V DC |
| Leistung von                  | 5W     |
| Leistung bis                  | 60W    |
| Leistungsfaktor Betriebsgerät | 0.95   |
| Temperaturschutz              | 110°C  |
| Anzahl Sekundärausgänge       | 2      |

| Variante                   | Art.Nr. | CHF    |
|----------------------------|---------|--------|
| <input type="radio"/> weiß | 1006133 | 182.00 |

**LED NETZTEIL**  
100W | 24V |  
2 Kanal DALI dimmbar



220-240V ~50/60Hz  
L: 34.7 cm B: 4 cm H: 2.2 cm  
Material: Polycarbonat (PC)

|                               |       |
|-------------------------------|-------|
| Leistung von                  | 5W    |
| Leistung bis                  | 100W  |
| Leistungsfaktor Betriebsgerät | 0.95  |
| Temperaturschutz              | 110°C |
| Anzahl Sekundärausgänge       | 2     |

| Variante                   | Art.Nr. | CHF    |
|----------------------------|---------|--------|
| <input type="radio"/> weiß | 1006134 | 209.00 |

**LED TREIBER**  
10W | 200mA | dimmbar  
inkl. Zugentlastung



220-240V ~50/60Hz  
L: 8.5 cm B: 4.1 cm H: 2.2 cm  
Material: Polycarbonat (PC)

|                               |           |
|-------------------------------|-----------|
| Ausgangsspannung              | 30-42V DC |
| Leistung von                  | 6W        |
| Leistung bis                  | 8.4W      |
| Leistungsfaktor Betriebsgerät | 0.9       |
| Temperaturschutz              | 110°C     |
| Anzahl Sekundärausgänge       | 1         |

| Variante                   | Art.Nr. | CHF   |
|----------------------------|---------|-------|
| <input type="radio"/> weiß | 1007215 | 40.30 |

**LED TREIBER**  
6W | 350mA | dimmbar



220-240V ~50/60Hz  
L: 6.3 cm B: 4 cm H: 2.3 cm  
Material: Polycarbonat (PC)

|                               |           |
|-------------------------------|-----------|
| Ausgangsspannung              | 10-17V DC |
| Leistung von                  | 3.5W      |
| Leistung bis                  | 5.9W      |
| Leistungsfaktor Betriebsgerät | 0.9       |
| Temperaturschutz              | 110°C     |
| Anzahl Sekundärausgänge       | 1         |

| Variante                   | Art.Nr. | CHF   |
|----------------------------|---------|-------|
| <input type="radio"/> weiß | 1002791 | 35.20 |

**LED TREIBER**  
20W | 350mA | dimmbar



220-240V 0/~50/60Hz  
L: 11.6 cm B: 4.1 cm H: 2.5 cm  
Material: Polycarbonat (PC)

|                               |           |
|-------------------------------|-----------|
| Ausgangsspannung              | 28-50V DC |
| Leistung von                  | 9.8W      |
| Leistung bis                  | 17.5W     |
| Leistungsfaktor Betriebsgerät | 0.95      |
| Temperaturschutz              | 110°C     |
| Anzahl Sekundärausgänge       | 1         |

| Variante                   | Art.Nr. | CHF   |
|----------------------------|---------|-------|
| <input type="radio"/> weiß | 1007228 | 46.00 |

**LED TREIBER**  
20W | 350mA/500mA | PHASE




220-240V 0/~50/60Hz  
L: 11.6 cm B: 4.1 cm H: 2.5 cm  
Material: Polycarbonat (PC)

|                               |           |
|-------------------------------|-----------|
| Ausgangsspannung              | 10-30V DC |
| Leistung von                  | 3.5W      |
| Leistung bis                  | 15W       |
| Leistungsfaktor Betriebsgerät | 0.95      |
| Temperaturschutz              | 110°C     |
| Anzahl Sekundärausgänge       | 1         |

| Variante                   | Art.Nr. | CHF   |
|----------------------------|---------|-------|
| <input type="radio"/> weiß | 1007227 | 46.00 |

**LED TREIBER**  
700mA | PHASE



220-240V ~50/60Hz  
L: 8.5 cm B: 4.1 cm H: 2.2 cm  
Material: Polycarbonat (PC)

|                               |              |
|-------------------------------|--------------|
| Ausgangsspannung              | 8.6-12.9V DC |
| Leistung von                  | 6W           |
| Leistung bis                  | 9W           |
| Leistungsfaktor Betriebsgerät | 0.9          |
| Temperaturschutz              | 110°C        |
| Anzahl Sekundärausgänge       | 1            |


| Variante                   | Art.Nr. | CHF   |
|----------------------------|---------|-------|
| <input type="radio"/> weiß | 1007213 | 40.30 |





### LED TREIBER

20W | 700mA | dimmbar




200-240V ~50/60Hz  
L: 11.5 cm B: 4.1 cm H: 2.5 cm  
Material: Polycarbonat (PC)

|                               |           |
|-------------------------------|-----------|
| Ausgangsspannung              | 18-26V DC |
| Leistung von                  | 12.6W     |
| Leistung bis                  | 18.2W     |
| Leistungsfaktor Betriebsgerät | 0.9       |
| Temperaturschutz              | 110°C     |
| Anzahl Sekundärausgänge       | 1         |

| Variante                   | Art.Nr. | CHF   |
|----------------------------|---------|-------|
| <input type="radio"/> weiß | 1006202 | 42.90 |

### LED TREIBER

40W | 700mA | dimmbar



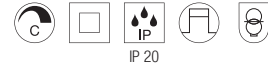
200-240V ~50/60Hz  
L: 14.5 cm B: 4 cm H: 3 cm  
Material: Polycarbonat (PC)

|                               |           |
|-------------------------------|-----------|
| Ausgangsspannung              | 32-54V DC |
| Leistung von                  | 22.4W     |
| Leistung bis                  | 37.8W     |
| Leistungsfaktor Betriebsgerät | 0.9       |
| Temperaturschutz              | 110°C     |
| Anzahl Sekundärausgänge       | 1         |

| Variante                   | Art.Nr. | CHF   |
|----------------------------|---------|-------|
| <input type="radio"/> weiß | 1005446 | 55.00 |

### LED TREIBER

40W | 1050mA | dimmbar




220-240V ~50/60Hz  
L: 16.6 cm B: 5.2 cm H: 2.4 cm  
Material: Polycarbonat (PC)

|                               |           |
|-------------------------------|-----------|
| Ausgangsspannung              | 22-43V DC |
| Leistung von                  | 23W       |
| Leistung bis                  | 45W       |
| Leistungsfaktor Betriebsgerät | 0.95      |
| Temperaturschutz              | 110°C     |
| Anzahl Sekundärausgänge       | 1         |

| Variante                   | Art.Nr. | CHF   |
|----------------------------|---------|-------|
| <input type="radio"/> weiß | 464804  | 70.00 |

### LED TREIBER

40W | 1000mA | dimmbar



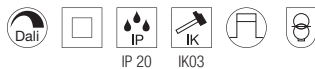
220-240V ~50/60Hz  
L: 14.5 cm B: 4 cm H: 3 cm  
Material: Polycarbonat (PC)

|                               |           |
|-------------------------------|-----------|
| Ausgangsspannung              | 25-40V DC |
| Leistung von                  | 26.3W     |
| Leistung bis                  | 42W       |
| Leistungsfaktor Betriebsgerät | 0.9       |
| Temperaturschutz              | 110°C     |
| Anzahl Sekundärausgänge       | 1         |

| Variante                   | Art.Nr. | CHF   |
|----------------------------|---------|-------|
| <input type="radio"/> weiß | 1005387 | 65.00 |

### LED TREIBER

25W | 150-700mA | DALI dimmbar



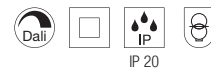
220-240V 0/~50/60Hz  
L: 11.9 cm B: 5.2 cm H: 2.25 cm  
Material: Polycarbonat (PC)

|                               |          |
|-------------------------------|----------|
| Ausgangsspannung              | 2-50V DC |
| Leistung von                  | 0.3W     |
| Leistung bis                  | 25W      |
| Leistungsfaktor Betriebsgerät | 0.95     |
| Temperaturschutz              | 110°C    |
| Anzahl Sekundärausgänge       | 1        |

| Variante                   | Art.Nr. | CHF   |
|----------------------------|---------|-------|
| <input type="radio"/> weiß | 1007229 | 80.50 |

### LED TREIBER

25W | 150-300mA | DALI dimmbar



220-240V ~50/60Hz  
L: 14.18 cm B: 4.38 cm H: 3 cm  
Material: Polycarbonat (PC)

|                               |           |
|-------------------------------|-----------|
| Ausgangsspannung              | 10-40V DC |
| Leistung von                  | 1.5W      |
| Leistung bis                  | 12W       |
| Leistungsfaktor Betriebsgerät | 0.9       |
| Temperaturschutz              | 110°C     |
| Anzahl Sekundärausgänge       | 1         |

| Variante                   | Art.Nr. | CHF    |
|----------------------------|---------|--------|
| <input type="radio"/> weiß | 1006456 | 105.00 |

## RF-MODUL für DALI Treiber



NEW



L: 4.3 cm B: 3.1 cm H: 1.2 cm  
Material: Polycarbonat (PC)

- Zigbee 3.0 Single Color

## RF-MODUL für DALI Treiber



NEW

L: 4.3 cm B: 3.1 cm H: 1.2 cm  
Material: Polycarbonat (PC)

- Casambi

## LED TREIBER 12W | 250mA DALI dimmbar mit RF-Schnittstelle



NEW



220-240V ~50/60Hz  
L: 14.18 cm B: 4.38 cm H: 3 cm  
Material: Polycarbonat (PC)

|                               |           |
|-------------------------------|-----------|
| Ausgangsspannung              | 10-40V DC |
| Leistung von                  | 1.5W      |
| Leistung bis                  | 12W       |
| Leistungsfaktor Betriebsgerät | 0.9       |
| Temperaturschutz              | 110°C     |
| Anzahl Sekundärausgänge       | 1         |

| Variante                   | Art.Nr. | CHF   |
|----------------------------|---------|-------|
| <input type="radio"/> weiß | 1006199 | 43.70 |

| Variante                   | Art.Nr. | CHF    |
|----------------------------|---------|--------|
| <input type="radio"/> weiß | 1006454 | 148.40 |

| Variante                   | Art.Nr. | CHF    |
|----------------------------|---------|--------|
| <input type="radio"/> weiß | 1006194 | 105.00 |

## LED TREIBER 40W | 500mA DALI dimmbar mit RF-Schnittstelle



NEW



220-240V ~50/60Hz  
L: 12.3 cm B: 7.9 cm H: 3 cm  
Material: Polycarbonat (PC)

|                               |           |
|-------------------------------|-----------|
| Ausgangsspannung              | 10-42V DC |
| Leistung von                  | 5W        |
| Leistung bis                  | 42W       |
| Leistungsfaktor Betriebsgerät | 0.95      |
| Temperaturschutz              | 110°C     |
| Anzahl Sekundärausgänge       | 1         |

| Variante                   | Art.Nr. | CHF    |
|----------------------------|---------|--------|
| <input type="radio"/> weiß | 1006195 | 125.00 |

## LED TREIBER 40W | 700mA DALI dimmbar mit RF-Schnittstelle



NEW



220-240V ~50/60Hz  
L: 12.3 cm B: 7.9 cm H: 3 cm  
Material: Polycarbonat (PC)

|                               |           |
|-------------------------------|-----------|
| Ausgangsspannung              | 10-42V DC |
| Leistung von                  | 5W        |
| Leistung bis                  | 42W       |
| Leistungsfaktor Betriebsgerät | 0.95      |
| Temperaturschutz              | 110°C     |
| Anzahl Sekundärausgänge       | 1         |

| Variante                   | Art.Nr. | CHF    |
|----------------------------|---------|--------|
| <input type="radio"/> weiß | 1006196 | 125.00 |

## LED TREIBER 40W | 1050mA DALI dimmbar mit RF-Schnittstelle



NEW



220-240V ~50/60Hz  
L: 12.3 cm B: 7.9 cm H: 3 cm  
Material: Polycarbonat (PC)


|                               |           |
|-------------------------------|-----------|
| Ausgangsspannung              | 10-40V DC |
| Leistung von                  | 5W        |
| Leistung bis                  | 42W       |
| Leistungsfaktor Betriebsgerät | 0.95      |
| Temperaturschutz              | 110°C     |
| Anzahl Sekundärausgänge       | 1         |

| Variante                   | Art.Nr. | CHF    |
|----------------------------|---------|--------|
| <input type="radio"/> weiß | 1006197 | 125.00 |



### LED TREIBER

20W | 250-700mA  
1-10V/DALI dimmbar




220-240V ~50/60Hz  
L: 15 cm B: 5.2 cm H: 2.8 cm  
Material: Polycarbonat (PC)

|                               |          |
|-------------------------------|----------|
| Ausgangsspannung              | 6-60V DC |
| Leistung von                  | 1.5W     |
| Leistung bis                  | 20W      |
| Leistungsfaktor Betriebsgerät | 0.9      |
| Temperaturschutz              | 110°C    |
| Anzahl Sekundärausgänge       | 1        |

| Variante                   | Art.Nr. | CHF    |
|----------------------------|---------|--------|
| <input type="radio"/> weiß | 1002423 | 117.00 |

### LED TREIBER

40W | 500-1050mA  
1-10V/DALI dimmbar



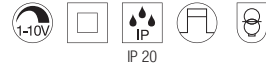
220-240V ~50/60Hz  
L: 12.3 cm B: 7.9 cm H: 2.4 cm  
Material: Polycarbonat (PC)

|                               |          |
|-------------------------------|----------|
| Ausgangsspannung              | 9-58V DC |
| Leistung von                  | 4.5W     |
| Leistung bis                  | 40W      |
| Leistungsfaktor Betriebsgerät | 0.9      |
| Temperaturschutz              | 110°C    |
| Anzahl Sekundärausgänge       | 1        |

| Variante                   | Art.Nr. | CHF    |
|----------------------------|---------|--------|
| <input type="radio"/> weiß | 1002424 | 117.00 |

### LED TREIBER

50W | 700-1500mA  
1-10V/DALI dimmbar



220-240V ~50/60Hz  
L: 12.3 cm B: 7.9 cm H: 2.4 cm  
Material: Polycarbonat (PC)

|                               |          |
|-------------------------------|----------|
| Ausgangsspannung              | 6-58V DC |
| Leistung von                  | 4.2W     |
| Leistung bis                  | 50W      |
| Leistungsfaktor Betriebsgerät | 0.9      |
| Temperaturschutz              | 110°C    |
| Anzahl Sekundärausgänge       | 1        |


| Variante                   | Art.Nr. | CHF    |
|----------------------------|---------|--------|
| <input type="radio"/> weiß | 1002425 | 127.00 |

### LED TREIBER

40W | 1050mA DALI CCT tunable



NEW



220-240V ~50/60Hz  
L: 12.3 cm B: 7.9 cm H: 3 cm  
Material: Polycarbonat (PC)

|                               |           |
|-------------------------------|-----------|
| Ausgangsspannung              | 10-40V DC |
| Leistung von                  | 5W        |
| Leistung bis                  | 42W       |
| Leistungsfaktor Betriebsgerät | 0.9       |
| Temperaturschutz              | 110°C     |
| Anzahl Sekundärausgänge       | 7         |

| Variante                   | Art.Nr. | CHF    |
|----------------------------|---------|--------|
| <input type="radio"/> weiß | 1006198 | 178.30 |

### RF-MODUL

für DALI Treiber



NEW



L: 4.3 cm B: 3.1 cm H: 1.2 cm  
Material: Polycarbonat (PC)

- Zigbee 3.0 Dual Color

| Variante                   | Art.Nr. | CHF   |
|----------------------------|---------|-------|
| <input type="radio"/> weiß | 1006455 | 43.70 |

### LED TREIBER

10W | 250mA



220-240V ~50/60Hz  
L: 6.5 cm B: 3.9 cm H: 2 cm  
Material: Polycarbonat (PC)

|                               |           |
|-------------------------------|-----------|
| Ausgangsspannung              | 26-40V DC |
| Leistung von                  | 6.5W      |
| Leistung bis                  | 10W       |
| Leistungsfaktor Betriebsgerät | 0.9       |
| Temperaturschutz              | 110°C     |
| Anzahl Sekundärausgänge       | 1         |

| Variante                   | Art.Nr. | CHF   |
|----------------------------|---------|-------|
| <input type="radio"/> weiß | 1004780 | 33.00 |

**LED TREIBER**  
3W | 350mA

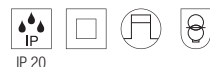


100-240V ~50/60Hz  
L: 6.5 cm B: 2.9 cm H: 1.8 cm  
Material: Polycarbonat (PC)

|                               |            |
|-------------------------------|------------|
| Ausgangsspannung              | 2,7-10V DC |
| Leistung von                  | 1W         |
| Leistung bis                  | 3,5W       |
| Leistungsfaktor Betriebsgerät | 0.4        |
| Temperaturschutz              | 110°C      |
| Anzahl Sekundärausgänge       | 1          |

| Variante                   | Art.Nr. | CHF   |
|----------------------------|---------|-------|
| <input type="radio"/> weiß | 1005248 | 21.00 |

**LED TREIBER**  
3W | 350mA inkl. AMP Buchse



100-240V ~50/60Hz  
L: 6.5 cm B: 2.9 cm H: 1.8 cm  
Material: Polycarbonat (PC)

|                               |            |
|-------------------------------|------------|
| Ausgangsspannung              | 2,7-10V DC |
| Leistung von                  | 1W         |
| Leistung bis                  | 3.5W       |
| Leistungsfaktor Betriebsgerät | 0.4        |
| Temperaturschutz              | 110°C      |
| Anzahl Sekundärausgänge       | 1          |

| Variante                   | Art.Nr. | CHF   |
|----------------------------|---------|-------|
| <input type="radio"/> weiß | 1007270 | 22.80 |

**LED TREIBER**  
20W | 350mA



220-240V 0/~50/60Hz  
L: 11.6 cm B: 4.1 cm H: 2.5 cm  
Material: Polycarbonat (PC)

|                               |          |
|-------------------------------|----------|
| Ausgangsspannung              | 2-54V DC |
| Leistung von                  | 0.7W     |
| Leistung bis                  | 19W      |
| Leistungsfaktor Betriebsgerät | 0.95     |
| Temperaturschutz              | 110°C    |
| Anzahl Sekundärausgänge       | 1        |

| Variante                   | Art.Nr. | CHF   |
|----------------------------|---------|-------|
| <input type="radio"/> weiß | 1007225 | 34.50 |

**LED TREIBER**  
21W | 500mA inkl. Zugentlastung

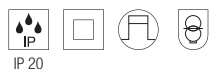


220-240V 0/~50/60Hz  
L: 11.6 cm B: 4.1 cm H: 2.5 cm  
Material: Polycarbonat (PC)

|                               |          |
|-------------------------------|----------|
| Ausgangsspannung              | 2-42V DC |
| Leistung von                  | 1W       |
| Leistung bis                  | 21W      |
| Leistungsfaktor Betriebsgerät | 0.95     |
| Temperaturschutz              | 110°C    |
| Anzahl Sekundärausgänge       | 1        |

| Variante                   | Art.Nr. | CHF   |
|----------------------------|---------|-------|
| <input type="radio"/> weiß | 1007226 | 34.50 |

**LED TREIBER**  
3W | 700mA inkl. Zugentlastung



100-240V ~50/60Hz  
L: 6.5 cm B: 2.9 cm H: 1.8 cm  
Material: Polycarbonat (PC)

|                               |           |
|-------------------------------|-----------|
| Ausgangsspannung              | 2,7-4V DC |
| Leistung von                  | 1.9W      |
| Leistung bis                  | 2.8W      |
| Leistungsfaktor Betriebsgerät | 0.4       |
| Temperaturschutz              | 110°C     |
| Anzahl Sekundärausgänge       | 1         |

| Variante                   | Art.Nr. | CHF   |
|----------------------------|---------|-------|
| <input type="radio"/> weiß | 1007216 | 26.50 |

**LED TREIBER**  
30W | 700mA



220-240V ~50/60Hz  
L: 14.7 cm B: 4.3 cm H: 3 cm  
Material: Polycarbonat (PC)

|                               |           |
|-------------------------------|-----------|
| Ausgangsspannung              | 30-42V DC |
| Leistung von                  | 21W       |
| Leistung bis                  | 29,5W     |
| Leistungsfaktor Betriebsgerät | 0.9       |
| Temperaturschutz              | 110°C     |
| Anzahl Sekundärausgänge       | 1         |

| Variante                   | Art.Nr. | CHF   |
|----------------------------|---------|-------|
| <input type="radio"/> weiß | 1004781 | 41.60 |



## LED TREIBER

40W | 1050mA



220-240V ~50/60Hz  
L: 14.7 cm B: 4.3 cm H: 3 cm  
Material: Polycarbonat (PC)

|                               |           |
|-------------------------------|-----------|
| Ausgangsspannung              | 30-42V DC |
| Leistung von                  | 31.5W     |
| Leistung bis                  | 44W       |
| Leistungsfaktor Betriebsgerät | 0.9       |
| Temperaturschutz              | 110°C     |
| Anzahl Sekundärausgänge       | 1         |

## LED TREIBER

40W | 700/900/1000mA



120-277V ~50/60Hz  
L: 12.3 cm B: 7.9 cm H: 3 cm  
Material: Polycarbonat (PC)

|                               |           |
|-------------------------------|-----------|
| Ausgangsspannung              | 28-52V DC |
| Leistung von                  | 19.6W     |
| Leistung bis                  | 40W       |
| Leistungsfaktor Betriebsgerät | 0.9       |
| Temperaturschutz              | 110°C     |
| Anzahl Sekundärausgänge       | 3         |

| Variante                   | Art.Nr. | CHF   |
|----------------------------|---------|-------|
| <input type="radio"/> weiß | 1004782 | 49.10 |

| Variante                   | Art.Nr. | CHF   |
|----------------------------|---------|-------|
| <input type="radio"/> weiß | 1006120 | 65.00 |



## DECKENHAKEN



L: 4.6 cm  
 Ø: 1.8 cm  
 Material: Aluminium

| Variante  | Art.Nr. | CHF   |
|-----------|---------|-------|
| ● schwarz | 132670  | 24.50 |
| ○ weiß    | 132671  | 24.50 |

## KABELKLEMME



L: 3.1 cm  
 Ø: 1.4 cm  
 Material: Aluminium

| Variante  | Art.Nr. | CHF   |
|-----------|---------|-------|
| ● schwarz | 132680  | 17.00 |
| ○ weiß    | 132681  | 17.00 |

## GLENOS® Deckenrosette



220-240V ~50/60Hz  
 L: 8.5 cm B: 8.5 cm H: 2.7 cm  
 Material: Aluminium

|                     |                      |
|---------------------|----------------------|
| Nennspannung        | 220-240V<br>~50/60Hz |
| Strombelastung max. | 8.5A                 |

| Variante  | Art.Nr. | CHF   |
|-----------|---------|-------|
| ● schwarz | 210060  | 41.60 |
| ○ weiß    | 210061  | 41.60 |
| ● grau    | 210064  | 41.60 |

## TEXTILKABEL 3-polig, 10 m



L: 1000 cm  
 Ø: 0.6 cm  
 Material: Polyvinylchlorid (PVC) / Textil

Spannung max. 300V ACV

| Variante  | Art.Nr. | CHF   |
|-----------|---------|-------|
| ● schwarz | 961270  | 64.00 |

## KABEL 3-polig, 3 x 0,75 mm<sup>2</sup>, 10 m



L: 1000 cm

Spannung max. 300V ACV

| Variante      | Art.Nr. | CHF   |
|---------------|---------|-------|
| ○ transparent | 961250  | 33.00 |

## DRAHTSEILABHÄNGUNG



L: 500 cm  
 Ø: 0.15 cm  
 Material: Stahl / Kunststoff

| Variante | Art.Nr. | CHF   |
|----------|---------|-------|
| ○ silber | 961037  | 24.50 |

## STOPPER FÜR DRAHTSEIL



IP 20

Ø: 0.7 cm  
Material: Stahl

## KABELVERLÄNGERUNG



IP 20

L: 100 cm  
Material: Kunststoff

- Mit AMP Stecker und Kupplung

Strombelastung max. 0.35A

| Variante | Art.Nr. | CHF   |
|----------|---------|-------|
| ● grau   | 961034  | 33.00 |

| Variante | Art.Nr. | CHF   |
|----------|---------|-------|
| ○ weiß   | 111861  | 10.60 |

STECKERLEISTE  
3 Ausgänge

IP 20

L: 5.2 cm B: 1.4 cm H: 1.3 cm  
Material: Kunststoff

Strombelastung max. 0.35A

DOPPELSEITIGES  
KLEBEBAND

L: 300 cm B: 0.9 cm


| Variante  | Art.Nr. | CHF   |
|-----------|---------|-------|
| ● schwarz | 111850  | 17.00 |

| Variante      | Art.Nr. | CHF   |
|---------------|---------|-------|
| ○ transparent | 220000  | 18.00 |



1000735 699

### GU10 LED CONNECTION BOX mit Sockel, max. 10W



L: 3.8 cm B: 3.1 cm H: 1.7 cm  
Material: Kunststoff

### GU10 CONNECTION BOX mit Sockel, universal



220-240V ~50/60Hz  
L: 2.8 cm B: 2.8 cm H: 3.7 cm  
Material: Keramik / Kunststoff

- Kabellänge 15 cm

### GU10 FASSUNG



230V ~50Hz  
H: 1.6 cm  
Ø: 2.8 cm  
Material: Keramik

- Kabellänge 15 cm

Nennspannung 230V ~50Hz

| Variante  | Art.Nr. | CHF  |
|-----------|---------|------|
| ● schwarz | 1007283 | 6.90 |

| Variante         | Art.Nr. | CHF   |
|------------------|---------|-------|
| ● weiß / schwarz | 1000909 | 10.60 |

| Variante | Art.Nr. | CHF  |
|----------|---------|------|
| ○ weiß   | 955135  | 3.10 |





## VERBINDUNGSBOX IP68, 3-polig



IP 68

230V ~50Hz  
L: 11.5 cm  
Ø: 2.7 cm  
Material: Polyamid (PA)

|                     |            |
|---------------------|------------|
| Nennspannung        | 230V ~50Hz |
| Spannung max.       | 450V ACV   |
| Strombelastung max. | 17.5A      |

| Variante  | Art.Nr. | CHF   |
|-----------|---------|-------|
| ● schwarz | 228730  | 21.30 |

## T-VERBINDERBOX IP68, 3-polig



IP 68

230V ~50Hz  
L: 11 cm B: 6.4 cm H: 3 cm  
Material: Polyamid (PA)

|                     |            |
|---------------------|------------|
| Nennspannung        | 230V ~50Hz |
| Spannung max.       | 500V DCV   |
| Strombelastung max. | 17.5A      |

| Variante  | Art.Nr. | CHF   |
|-----------|---------|-------|
| ● schwarz | 228726  | 33.00 |

## VERBINDUNGSBOX IP68, 5-polig



IP 68

230V ~50Hz  
L: 13 cm  
Ø: 3.2 cm  
Material: Polyamid (PA)

|                     |            |
|---------------------|------------|
| Nennspannung        | 230V ~50Hz |
| Spannung max.       | 450V ACV   |
| Strombelastung max. | 32A        |

| Variante  | Art.Nr. | CHF   |
|-----------|---------|-------|
| ● schwarz | 228725  | 21.30 |

## CONNECTION BOX IP68, 5-polig, DALI



NEW










IP 68

450V  
L: 18 cm B: 6.3 cm H: 3.3 cm  
Material: Polyamid 66 (PA 66)

|                     |      |
|---------------------|------|
| Nennspannung        | 450V |
| Strombelastung max. | 16A  |

| Variante  | Art.Nr. | CHF   |
|-----------|---------|-------|
| ● schwarz | 1006453 | 41.90 |

## NUMINOS®

|   |                                |                  |
|---|--------------------------------|------------------|
|  | Einbauleuchten .....           | 83 – 87, 91 – 93 |
|  | Wand- und Deckenleuchten ..... | 99 – 101         |
|  | Deckenleuchten .....           | 103 – 105        |
|  | Pendelleuchten .....           | 106 – 109        |
|  | 3-Phasen Stromschienen.....    | 110 – 113, 115   |
|  | 48V-System .....               | 469 – 471        |
|  | Zubehörteile .....             | 94 – 95          |

Oder ganz einfach online konfigurieren unter: [numinos.slv.com](http://numinos.slv.com)

## NEW TRIA®

|   |                      |           |
|---|----------------------|-----------|
|  | Einbauleuchten ..... | 122 – 147 |
|---|----------------------|-----------|




## MEDO®

|  |                                |           |
|--|--------------------------------|-----------|
|   | Wand- und Deckenleuchten ..... | 148 – 161 |
|   | Deckenleuchten .....           | 164 – 165 |
|   | Pendelleuchten .....           | 166 – 167 |
|  | Einbauleuchten .....           | 168 – 169 |

## LALU®

|   |                      |           |
|---|----------------------|-----------|
|  | Pendelleuchten ..... | 176 – 183 |
|---|----------------------|-----------|

## ONE®

|   |                                |           |
|---|--------------------------------|-----------|
|  | Pendelleuchten .....           | 186 – 191 |
|  | Wand- und Deckenleuchten ..... | 192 – 193 |
|  | 3-Phasen Stromschienen.....    | 194 – 195 |
|  | Tisch- und Standleuchten ..... | 196 – 199 |

Hinweis: 7-stellige Art. Nr. finden Sie ab Seite 886

|               |               |               |                                   |        |          |
|---------------|---------------|---------------|-----------------------------------|--------|----------|
| <b>111000</b> |               | 117351        | 262                               | 143021 | 495      |
| 111262        | 238           |               |                                   | 143022 | 495      |
| 111292        | 239           | <b>132000</b> |                                   | 143030 | 497      |
| 111362        | 145           | 132020        | 409                               | 143031 | 497      |
| 111382        | 145           | 132021        | 409                               | 143032 | 497      |
| 111850        | 879           | 132024        | 409                               | 143040 | 497      |
| 111861        | 879           | 132600        | 279, 281, 283, 295, 305, 309, 318 | 143041 | 497      |
|               |               | 132601        | 279, 281, 283, 295, 305, 307, 309 | 143042 | 497      |
| <b>112000</b> |               | 132605        | 279, 281, 283, 295, 305, 309      | 143050 | 497      |
| 112221        | 227           | 132610        | 295, 305                          | 143051 | 497      |
| 112222        | 227           | 132611        | 295, 305                          | 143052 | 497      |
| 112225        | 227           | 132660        | 296                               | 143060 | 497      |
| 112242        | 234           | 132661        | 296                               | 143061 | 497      |
| 112682        | 227           | 132662        | 296                               | 143062 | 497      |
| 112692        | 227           | 132670        | 878                               | 143070 | 497      |
| 112720        | 238           | 132671        | 878                               | 143071 | 497      |
| 112721        | 238           | 132680        | 878                               | 143072 | 497      |
| 112780        | 238, 239, 240 | 132681        | 878                               | 143080 | 497      |
| 112781        | 238, 239, 240 | 132690        | 295                               | 143081 | 497      |
| 112910        | 220           | 132691        | 295                               | 143082 | 497      |
| 112911        | 220           | 132835        | 660                               | 143090 | 497      |
|               |               |               |                                   | 143091 | 497      |
| <b>113000</b> |               | <b>133000</b> |                                   | 143092 | 497      |
| 113140        | 219           | 133009        | 309                               | 143100 | 497      |
| 113141        | 219           | 133019        | 309                               | 143101 | 497      |
| 113150        | 219           | 133050        | 309                               | 143102 | 497      |
| 113151        | 219           | 133060        | 309                               | 143110 | 497      |
| 113160        | 220           | 133444        | 307                               | 143111 | 497      |
| 113161        | 220           | 133481        | 314                               | 143112 | 497      |
| 113170        | 221           | 133482        | 314                               | 143120 | 279      |
| 113171        | 221           | 133489        | 314                               | 143121 | 279      |
| 113262        | 238           | 133490        | 314                               | 143124 | 279      |
| 113292        | 239           | 133840        | 167                               | 143130 | 497      |
| 113492        | 145           | 133841        | 167                               | 143131 | 497      |
| 113512        | 145           | 133850        | 167                               | 143132 | 497      |
| 113540        | 145           | 133851        | 167                               | 143151 | 497      |
| 113541        | 145           |               |                                   | 143152 | 497      |
| 113550        | 145           | <b>135000</b> |                                   | 143160 | 497      |
| 113830        | 145           | 135250        | 153, 157, 161, 165                | 143161 | 497      |
| 113840        | 145           | 135251        | 153, 157, 161, 165                | 143162 | 497      |
| 113841        | 145           | 135254        | 153, 157, 161, 165                | 143169 | 497      |
| 113890        | 141           |               |                                   | 143170 | 497, 499 |
| 113891        | 141           | <b>138000</b> |                                   | 143171 | 497, 499 |
| 113930        | 257           | 138981        | 868                               | 143172 | 497, 499 |
| 113931        | 257           | 138982        | 868                               | 143190 | 513      |
| 113940        | 257           | 138991        | 868                               | 143191 | 513      |
| 113941        | 257           | 138992        | 868                               | 143221 | 499      |
| 113970        | 141           |               |                                   | 143230 | 499      |
| 113971        | 141           | <b>139000</b> |                                   | 143231 | 499      |
| 113976        | 141           | 139004        | 483                               | 143241 | 499      |
|               |               | 139006        | 484                               | 143251 | 499      |
| <b>114000</b> |               | 139024        | 482                               | 143261 | 499      |
| 114420        | 245           | 139026        | 483                               | 143271 | 499      |
| 114421        | 245           | 139030        | 482                               | 143281 | 499      |
| 114426        | 245           | 139031        | 482                               | 143350 | 521      |
| 114430        | 245           | 139040        | 483                               | 143351 | 521      |
| 114431        | 245           | 139041        | 483                               | 143354 | 521      |
| 114436        | 245           | 139050        | 483                               | 143380 | 497      |
| 114440        | 246           | 139051        | 483                               | 143381 | 497      |
| 114441        | 246           | 139060        | 484                               | 143382 | 497      |
| 114450        | 247           | 139061        | 484                               | 143390 | 513      |
| 114451        | 247           | 139070        | 486                               | 143391 | 513      |
| 114480        | 232           | 139071        | 486                               | 143392 | 513      |
| 114481        | 232           | 139072        | 486                               | 143430 | 519      |
|               |               | 139080        | 486                               | 143431 | 519      |
| <b>115000</b> |               | 139081        | 486                               | 143432 | 519      |
| 115510        | 214           | 139082        | 486                               | 143440 | 519      |
| 115511        | 214           | 139090        | 487                               | 143441 | 519      |
| 115520        | 214           | 139091        | 487                               | 143442 | 519      |
| 115521        | 214           | 139092        | 487                               | 143450 | 515      |
| 115530        | 214           | 139100        | 489                               | 143451 | 515      |
| 115531        | 214           | 139101        | 489                               | 143454 | 515      |
| 115540        | 215           | 139102        | 489                               | 143540 | 520      |
| 115541        | 215           | 139120        | 491                               | 143541 | 520      |
| 115550        | 215           | 139121        | 491                               | 143544 | 520      |
| 115551        | 215           | 139122        | 491                               | 143580 | 507      |
|               |               | 139130        | 489                               | 143581 | 507      |
| <b>117000</b> |               | 139131        | 489                               | 143594 | 511      |
| 117100        | 265           | 139132        | 489                               | 143621 | 511      |
| 117101        | 265           |               |                                   | 143731 | 520      |
| 117110        | 265           | <b>143000</b> |                                   | 143811 | 521      |
| 117111        | 265           | 143010        | 495                               | 143930 | 512      |
| 117311        | 230           | 143011        | 495                               | 143932 | 512      |
| 117321        | 262           | 143012        | 495                               | 143941 | 516      |
| 117331        | 230           | 143020        | 495                               | 143951 | 517      |

|               |                              |               |               |               |               |
|---------------|------------------------------|---------------|---------------|---------------|---------------|
| 143960        | 517                          | 151456        | 367           | 155530        | 312           |
| 143961        | 517                          | 151511        | 263           | 155540        | 447           |
| 143990        | 509                          | 151514        | 263           | 155550        | 266           |
| 143991        | 509                          | 151531        | 263, 408      | 155551        | 266           |
| <b>144000</b> |                              | 151534        | 263, 408      | 155582        | 267, 297, 449 |
| 144010        | 511                          | 151591        | 373           | 155583        | 267, 297, 449 |
| 144011        | 511                          | 151710        | 368           | 155592        | 267, 297, 449 |
| 144019        | 511                          | 151711        | 368           | 155714        | 306           |
| 144200        | 515                          | 151740        | 368           | 155752        | 375           |
| 144201        | 515                          | 151741        | 368           | 155780        | 447           |
| 144204        | 515                          | 151781        | 329           | 155790        | 447           |
|               |                              | 151786        | 329           | 155910        | 313           |
|               |                              | 151791        | 329           | 155930        | 313           |
|               |                              | 151796        | 329           |               |               |
| <b>145000</b> |                              | 151800        | 379           | <b>156000</b> |               |
| 145990        | 279, 281, 283, 295, 305, 309 | 151801        | 379           | 156050        | 268           |
| 145994        | 279, 281, 283, 295, 305, 309 | 151803        | 379           | 156051        | 268           |
|               |                              | 151810        | 259           | 156100        | 297           |
| <b>146000</b> |                              | 151811        | 259           | 156111        | 267, 297, 449 |
| 146010        | 453                          | 151830        | 407           | 156113        | 267, 297, 449 |
| 146332        | 389                          | 151831        | 407           | 156122        | 267, 297, 449 |
| 146682        | 387                          | 151840        | 259, 379, 407 | 156141        | 296, 448      |
| 146692        | 387                          | 151850        | 305           | 156143        | 296, 448      |
|               |                              | 151851        | 305           | 156152        | 296, 448      |
|               |                              | 151853        | 305           |               |               |
| <b>147000</b> |                              | 151950        | 242           | <b>158000</b> |               |
| 147301        | 405                          | 151952        | 242           | 158400        | 301           |
| 147306        | 405                          | 151960        | 242           | 158410        | 303           |
| 147311        | 405                          | 151962        | 242           | 158799        | 243           |
| 147316        | 405                          |               |               |               |               |
| 147321        | 405                          | <b>152000</b> |               | <b>161000</b> |               |
| 147326        | 405                          | 152010        | 407           | 161271        | 231           |
| 147360        | 411                          | 152011        | 407           | 161291        | 231           |
| 147361        | 411                          | 152020        | 407           | 161461        | 272           |
| 147370        | 411                          | 152021        | 407           |               |               |
| 147371        | 411                          | 152101        | 259           | <b>165000</b> |               |
| 147380        | 411                          | 152230        | 541           | 165358        | 319           |
| 147381        | 411                          | 152231        | 541           | 165359        | 319           |
| 147441        | 415                          | 152232        | 541           | 165390        | 317           |
| 147442        | 415                          | 152240        | 541           | 165400        | 317           |
| 147443        | 415                          | 152241        | 541           | 165410        | 317           |
| 147444        | 415                          | 152242        | 541           |               |               |
| 147529        | 373                          | 152320        | 538           | <b>181000</b> |               |
| 147550        | 409                          | 152321        | 538           | 181530        | 485           |
| 147551        | 409                          | 152330        | 399           | 181531        | 485           |
| 147559        | 409                          | 152331        | 399           | 181532        | 485           |
|               |                              | 152340        | 383           |               |               |
| <b>148000</b> |                              | 152341        | 383           | <b>186000</b> |               |
| 148001        | 271                          | 152360        | 301           | 186300        | 485           |
| 148002        | 271                          | 152370        | 303           | 186301        | 485           |
| 148004        | 270                          | 152380        | 232           | 186302        | 485           |
| 148005        | 271                          | 152381        | 232           | 186310        | 485           |
| 148010        | 357                          | 152430        | 543           | 186311        | 485           |
| 148012        | 361                          | 152431        | 543           | 186312        | 485           |
| 148013        | 361                          | 152600        | 540           | 186330        | 485           |
| 148016        | 361                          | 152601        | 540           | 186331        | 485           |
| 148018        | 356                          | 152610        | 540           | 186332        | 485           |
| 148019        | 359                          | 152611        | 540           | 186340        | 485           |
| 148060        | 360                          | 152640        | 543           | 186341        | 485           |
| 148070        | 233                          | 152641        | 543           | 186342        | 485           |
| 148071        | 233                          | 152750        | 537           | 186350        | 485           |
| 148091        | 359                          | 152751        | 537           | 186351        | 485           |
| 148540        | 388                          | 152780        | 537           | 186352        | 485           |
|               |                              | 152781        | 537           | 186360        | 485           |
| <b>149000</b> |                              | 152960        | 543           | 186361        | 485           |
| 149381        | 305                          | 152961        | 543           | 186362        | 485           |
| 149387        | 305                          |               |               | 186640        | 485           |
| 149388        | 305                          | <b>153000</b> |               | 186641        | 485           |
| 149452        | 381                          | 153130        | 536           | 186642        | 485           |
| 149471        | 334                          | 153140        | 535           |               |               |
| 149511        | 334                          | 153141        | 535           | <b>210000</b> |               |
| 149762        | 332                          | 153420        | 537           | 210060        | 318, 878      |
| 149772        | 332                          | 153421        | 537           | 210061        | 878           |
|               |                              | 153560        | 539           | 210064        | 878           |
| <b>151000</b> |                              | 153561        | 539           |               |               |
| 151040        | 314                          | 153564        | 539           | <b>220000</b> |               |
| 151041        | 314                          | 153850        | 537           | 220000        | 879           |
| 151049        | 314                          | 153851        | 537           |               |               |
| 151271        | 366                          | <b>155000</b> |               | <b>227000</b> |               |
| 151275        | 366                          | 155156        | 273           | 227176        | 779           |
| 151282        | 337                          | 155180        | 427           | 227195        | 768           |
| 151320        | 362                          | 155236        | 427           | 227219        | 657           |
| 151321        | 362                          | 155373        | 269           | 227220        | 657           |
| 151410        | 367                          | 155490        | 448           | 227221        | 657           |
| 151411        | 367                          |               |               | 227410        | 694           |
| 151450        | 367                          |               |               |               |               |
| 151451        | 367                          |               |               |               |               |

|               |                    |               |                         |               |               |
|---------------|--------------------|---------------|-------------------------|---------------|---------------|
| 227418        | 694                | 229961        | 812                     | 232195        | 676, 677      |
| 227462        | 848                | 229965        | 812                     | 232285        | 781           |
| 227505        | 689                | 229971        | 813                     | 232294        | 682           |
| 227600        | 854                | 229975        | 813                     | 232295        | 682           |
| 227604        | 854                |               |                         | 232431        | 755           |
| 227680        | 857                | <b>230000</b> |                         | 232435        | 752           |
| 227684        | 857                | 230030        | 759                     | 232441        | 753           |
| 227922        | 667, 668           | 230034        | 759                     | 232445        | 753           |
|               |                    | 230044        | 746                     | 232461        | 752           |
| <b>228000</b> |                    | 230045        | 746                     | 232465        | 752           |
| 228100        | 667                | 230060        | 631, 661, 671, 685      | 232485        | 773           |
| 228110        | 667                | 230061        | 671                     | 232491        | 773           |
| 228130        | 667                | 230063        | 671                     | 232495        | 773           |
| 228332        | 849                | 230066        | 671                     | 232497        | 773           |
| 228342        | 849                | 230069        | 671                     | 232531        | 741           |
| 228412        | 839                | 230084        | 747                     | 232535        | 741           |
| 228430        | 845                | 230085        | 747                     | 232537        | 741           |
| 228434        | 845                | 230090        | 642                     | 232905        | 771           |
| 228555        | 699                | 230355        | 779                     | 232915        | 771           |
| 228560        | 699                | 230365        | 765                     |               |               |
| 228712        | 653, 665, 685      | 230435        | 660                     | <b>233000</b> |               |
| 228722        | 653, 665           | 230444        | 746                     | 233094        | 811           |
| 228725        | 881                | 230445        | 746                     | 233095        | 811           |
| 228730        | 881                | 230465        | 659                     | 233104        | 785           |
| 228752        | 685                | 230655        | 747                     | 233105        | 785           |
| 228753        | 613, 659           | 230657        | 747                     | 233114        | 764           |
| 228754        | 633, 637           |               |                         | 233115        | 764           |
| 228771        | 761                | <b>231000</b> |                         | 233134        | 783           |
| 228775        | 761                | 231010        | 758                     | 233135        | 783           |
| 228776        | 761                | 231012        | 758                     | 233145        | 685           |
| 228925        | 665                | 231015        | 758                     | 233165        | 685           |
| 228935        | 665                | 231035        | 696                     | 233185        | 685           |
| 228945        | 665                | 231072        | 693                     | 233214        | 764, 783, 785 |
| 228960        | 663                | 231205        | 743                     | 233215        | 764, 783, 785 |
| 228965        | 663                | 231215        | 637                     | 233245        | 809           |
|               |                    | 231225        | 637                     | 233255        | 809           |
| <b>229000</b> |                    | 231230        | 633, 637, 640, 641      | 233302        | 761           |
| 229020        | 646                | 231231        | 681                     | 233427        | 642           |
| 229021        | 646                | 231233        | 648, 649, 655, 669, 673 | 233437        | 643           |
| 229022        | 646, 647           | 231235        | 649                     | 233447        | 640           |
| 229062        | 827                | 231305        | 681                     | 233457        | 640           |
| 229071        | 815                | 231315        | 780                     | 233500        | 840           |
| 229072        | 815                | 231351        | 762                     | 233520        | 840           |
| 229075        | 815                | 231355        | 762                     | 233540        | 847           |
| 229081        | 815                | 231370        | 649                     | 233570        | 698           |
| 229085        | 815                | 231371        | 649                     | 233571        | 698           |
| 229090        | 697                | 231410        | 647                     | 233580        | 698           |
| 229110        | 825                | 231411        | 647                     | 233582        | 698           |
| 229162        | 668                | 231420        | 648                     | 233601        | 823           |
| 229172        | 668                | 231440        | 649                     | 233605        | 823           |
| 229200        | 847                | 231455        | 675                     | 233615        | 823           |
| 229230        | 846                | 231457        | 675                     | 233621        | 823           |
| 229234        | 847                | 231475        | 672                     | 233625        | 823           |
| 229320        | 843                | 231505        | 685                     | 233635        | 822           |
| 229324        | 843                | 231515        | 808                     | 233639        | 822           |
| 229374        | 843                | 231525        | 703                     | 233650        | 825           |
| 229381        | 839                | 231535        | 703                     | 233660        | 825           |
| 229383        | 839                | 231541        | 801                     | 233792        | 849           |
| 229410        | 641                | 231545        | 801                     |               |               |
| 229411        | 641                | 231585        | 778                     | <b>234000</b> |               |
| 229420        | 643                | 231595        | 672                     | 234505        | 736           |
| 229421        | 643                | 231805        | 768                     | 234515        | 735           |
| 229422        | 642, 643, 645, 662 | 231807        | 768                     | 234525        | 737           |
| 229430        | 645                | 231815        | 675                     | 234535        | 797           |
| 229431        | 645                | 231817        | 675                     |               |               |
| 229432        | 645                | 231960        | 692                     | <b>461000</b> |               |
| 229524        | 736                | 231961        | 692                     | 461060        | 868           |
| 229525        | 736                |               |                         | 464804        | 873           |
| 229531        | 735                | <b>232000</b> |                         |               |               |
| 229532        | 735                | 232045        | 777                     | <b>631000</b> |               |
| 229535        | 735                | 232055        | 799                     | 631337        | 433           |
| 229551        | 797                | 232065        | 659                     | 631339        | 433           |
| 229554        | 797                | 232075        | 659                     |               |               |
| 229555        | 797                | 232085        | 659                     | <b>900000</b> |               |
| 229564        | 737                | 232101        | 775                     | 900011        | 697, 698      |
| 229565        | 737                | 232105        | 775                     |               |               |
| 229574        | 735                | 232115        | 633                     | <b>955000</b> |               |
| 229575        | 735                | 232119        | 633                     | 955135        | 880           |
| 229664        | 775                | 232125        | 633                     |               |               |
| 229665        | 775                | 232135        | 678                     | <b>961000</b> |               |
| 229702        | 827                | 232145        | 678                     | 961034        | 879           |
| 229740        | 695                | 232155        | 676                     | 961037        | 878           |
| 229741        | 697                | 232165        | 676                     | 961250        | 878           |
| 229931        | 817                | 232175        | 677                     | 961270        | 878           |
| 229935        | 817                | 232185        | 677                     |               |               |

|                |               |                |          |                |                              |
|----------------|---------------|----------------|----------|----------------|------------------------------|
| <b>1000100</b> |               | 1000634        | 367      | 1000917        | 218                          |
| 1000127        | 403           | 1000638        | 362      | 1000926        | 293                          |
| 1000128        | 403           | 1000639        | 362      | 1000927        | 293                          |
| 1000129        | 403           | 1000640        | 362      | 1000929        | 293                          |
| 1000130        | 403           | 1000655        | 849      | 1000930        | 293                          |
| 1000131        | 403           | 1000665        | 662      | 1000932        | 293                          |
| 1000132        | 403           | 1000666        | 662      | 1000933        | 293                          |
| 1000135        | 403           | 1000668        | 341      | 1000935        | 293                          |
| 1000136        | 403           | 1000669        | 341      | 1000936        | 293                          |
|                |               | 1000670        | 341      | 1000957        | 297                          |
|                |               | 1000682        | 666      |                |                              |
| <b>1000300</b> |               | 1000683        | 666      | <b>1001000</b> |                              |
| 1000327        | 377           | 1000685        | 253      | 1001015        | 236                          |
| 1000329        | 377           | 1000686        | 253      | 1001016        | 236                          |
| 1000330        | 377           | 1000688        | 253      | 1001017        | 237                          |
| 1000332        | 801           | 1000689        | 253      | 1001018        | 237                          |
| 1000333        | 767           | 1000691        | 253      | 1001019        | 430                          |
| 1000334        | 767           | 1000692        | 253      | 1001020        | 430                          |
| 1000335        | 781           | 1000694        | 253      |                |                              |
| 1000336        | 779           | 1000695        | 253      | <b>1001100</b> |                              |
| 1000339        | 801           |                |          | 1001165        | 235                          |
| 1000340        | 767           | <b>1000700</b> |          | 1001166        | 235                          |
| 1000342        | 767           | 1000702        | 405      | 1001167        | 235                          |
| 1000343        | 673           | 1000703        | 405      | 1001168        | 235                          |
| 1000344        | 673           | 1000704        | 405      | 1001169        | 235                          |
| 1000345        | 673           | 1000711        | 516      | 1001171        | 235                          |
| 1000346        | 673           | 1000712        | 517      | 1001172        | 235                          |
| 1000384        | 849           | 1000713        | 511      |                |                              |
| 1000398        | 659, 661      | 1000714        | 228      | <b>1001200</b> |                              |
|                |               | 1000715        | 228      | 1001254        | 853                          |
| <b>1000400</b> |               | 1000716        | 228      | 1001255        | 853                          |
| 1000422        | 365           | 1000717        | 228      | 1001256        | 853                          |
| 1000423        | 365           | 1000718        | 228      | 1001262        | 853                          |
| 1000458        | 567           | 1000719        | 228      | 1001263        | 853                          |
| 1000459        | 567           | 1000720        | 228      | 1001264        | 237                          |
| 1000461        | 567           | 1000721        | 228      | 1001272        | 380                          |
| 1000462        | 567           | 1000726        | 165      | 1001273        | 380                          |
| 1000464        | 567           | 1000729        | 379      | 1001274        | 380                          |
| 1000465        | 567           | 1000730        | 379      | 1001275        | 380                          |
| 1000466        | 569, 571      | 1000735        | 699      | 1001276        | 380                          |
| 1000468        | 569, 571      | 1000736        | 699      | 1001283        | 431                          |
| 1000469        | 569, 571      | 1000763        | 448      | 1001284        | 431                          |
| 1000473        | 569           | 1000773        | 296      | 1001286        | 431                          |
| 1000474        | 569           | 1000777        | 339      | 1001287        | 431                          |
| 1000476        | 569           | 1000780        | 339      | 1001299        | 341                          |
| 1000477        | 569           | 1000783        | 274      |                |                              |
| 1000479        | 569           | 1000784        | 274      | <b>1001300</b> |                              |
| 1000480        | 569           | 1000785        | 274      | 1001300        | 341                          |
| 1000487        | 569           | 1000786        | 274      | 1001303        | 341                          |
| 1000489        | 569           | 1000797        | 780      | 1001304        | 341                          |
| 1000497        | 573           | 1000799        | 684      | 1001309        | 293                          |
| 1000498        | 573           |                |          | 1001310        | 293                          |
|                |               | <b>1000800</b> |          | 1001314        | 817                          |
| <b>1000500</b> |               | 1000801        | 684      | 1001359        | 853                          |
| 1000523        | 573           | 1000807        | 261      |                |                              |
| 1000524        | 573           | 1000808        | 261      | <b>1001400</b> |                              |
| 1000525        | 573           | 1000809        | 261, 306 | 1001400        | 291                          |
| 1000533        | 573           | 1000810        | 261, 306 | 1001403        | 291                          |
| 1000534        | 573           | 1000811        | 261, 306 | 1001406        | 291                          |
| 1000535        | 575           | 1000812        | 261, 306 | 1001409        | 291                          |
| 1000536        | 575           | 1000813        | 306      | 1001460        | 452                          |
| 1000540        | 574           | 1000820        | 777      | 1001461        | 452                          |
| 1000546        | 574           | 1000821        | 661      | 1001462        | 452                          |
| 1000549        | 574           | 1000822        | 661      | 1001463        | 452                          |
| 1000557        | 575           | 1000823        | 799      | 1001468        | 388                          |
| 1000558        | 575           | 1000824        | 351      | 1001472        | 388                          |
| 1000560        | 574           | 1000825        | 353      | 1001488        | 669                          |
| 1000561        | 574           | 1000833        | 237      | 1001489        | 669                          |
| 1000566        | 574           | 1000880        | 783      | 1001490        | 669                          |
| 1000567        | 574           | 1000881        | 783      | 1001494        | 669                          |
| 1000571        | 574           | 1000886        | 413      |                |                              |
| 1000574        | 239           | 1000887        | 413      | <b>1001500</b> |                              |
| 1000575        | 239           | 1000889        | 413      | 1001505        | 275                          |
| 1000576        | 238           | 1000890        | 413      | 1001506        | 275                          |
| 1000577        | 238           | 1000892        | 413      | 1001508        | 275                          |
| 1000579        | 267, 297, 449 | 1000893        | 413      | 1001509        | 275                          |
| 1000580        | 267, 297, 449 | 1000895        | 413      | 1001542        | 279, 281, 283, 295, 305, 307 |
|                |               | 1000896        | 413      | 1001574        | 861                          |
| <b>1000600</b> |               |                |          | 1001575        | 861                          |
| 1000613        | 351           | <b>1000900</b> |          |                |                              |
| 1000614        | 353           | 1000909        | 880      | <b>1001700</b> |                              |
| 1000615        | 353           | 1000910        | 377      | 1001701        | 312                          |
| 1000616        | 351           | 1000911        | 377      | <b>1001800</b> |                              |
| 1000618        | 351           | 1000914        | 218      | 1001861        | 521                          |
| 1000621        | 353           | 1000915        | 218      | 1001868        | 513                          |
| 1000623        | 353           |                |          |                |                              |

|                |                    |                |                              |                |     |
|----------------|--------------------|----------------|------------------------------|----------------|-----|
| 1001869        | 513                | 1002203        | 701                          | 1002890        | 167 |
| 1001871        | 539                | 1002215        | 263, 408                     | 1002891        | 167 |
| 1001872        | 539                | 1002216        | 263                          | 1002893        | 841 |
| <b>1001900</b> |                    | 1002218        | 868                          | 1002895        | 841 |
| 1001901        | 170                | 1002221        | 869                          | 1002897        | 841 |
| 1001902        | 170                | 1002228        | 335                          | 1002898        | 841 |
| 1001903        | 170                | 1002229        | 335                          | 1002899        | 841 |
| 1001905        | 171                | 1002238        | 357                          |                |     |
| 1001906        | 171                | 1002239        | 371                          | <b>1002900</b> |     |
| 1001907        | 171                | 1002240        | 371                          | 1002900        | 721 |
| 1001930        | 234                | <b>1002400</b> |                              | 1002902        | 721 |
| 1001931        | 234                | 1002402        | 745                          | 1002903        | 807 |
| 1001939        | 272                | 1002403        | 745                          | 1002904        | 807 |
| 1001950        | 153, 157, 161, 165 | 1002423        | 875                          | 1002905        | 783 |
| 1001951        | 153, 157, 161, 165 | 1002424        | 875                          | 1002906        | 631 |
| 1001952        | 153, 157, 161, 165 | 1002425        | 875                          | 1002907        | 631 |
| 1001962        | 697                | 1002430        | 387                          | 1002909        | 188 |
| 1001963        | 697                | 1002431        | 387                          | 1002910        | 188 |
| 1001964        | 694                | 1002432        | 387                          | 1002911        | 188 |
| 1001965        | 694                | 1002494        | 663                          | 1002912        | 188 |
| 1001968        | 509                | <b>1002500</b> |                              | 1002913        | 189 |
| 1001969        | 762                | 1002503        | 763                          | 1002914        | 189 |
| 1001970        | 762                | 1002504        | 763                          | 1002915        | 193 |
| 1001999        | 655                | 1002505        | 763                          | 1002917        | 193 |
| <b>1002000</b> |                    | 1002583        | 453, 601                     | 1002918        | 193 |
| 1002000        | 655                | 1002591        | 221                          | 1002919        | 193 |
| 1002001        | 655                | 1002592        | 221                          | 1002922        | 243 |
| 1002002        | 777                | 1002594        | 221                          | 1002925        | 373 |
| 1002003        | 257                | <b>1002600</b> |                              | 1002927        | 373 |
| 1002004        | 255                | 1002602        | 482                          | 1002928        | 363 |
| 1002005        | 255                | 1002603        | 482                          | 1002929        | 363 |
| 1002006        | 255                | 1002604        | 482                          | 1002931        | 379 |
| 1002008        | 257                | 1002607        | 387                          | 1002933        | 379 |
| 1002010        | 255                | 1002608        | 387                          | 1002934        | 261 |
| 1002011        | 255                | 1002686        | 535                          | 1002936        | 261 |
| 1002012        | 255                | 1002690        | 491                          | 1002937        | 305 |
| 1002013        | 255                | 1002691        | 868                          | 1002939        | 305 |
| 1002015        | 255                | 1002692        | 868                          | 1002940        | 426 |
| 1002018        | 765                | 1002693        | 868                          | 1002941        | 426 |
| 1002020        | 423                | 1002694        | 491                          | 1002948        | 311 |
| 1002021        | 423                | 1002695        | 491                          | 1002949        | 311 |
| 1002022        | 423                | 1002696        | 491                          | 1002950        | 311 |
| 1002023        | 405                | 1002697        | 485                          | 1002951        | 310 |
| 1002024        | 405                | 1002698        | 485                          | 1002952        | 760 |
| 1002025        | 405                | 1002699        | 485                          | 1002953        | 760 |
| 1002029        | 411                | <b>1002700</b> |                              | 1002954        | 760 |
| 1002030        | 411                | 1002700        | 485                          | 1002955        | 760 |
| 1002032        | 739                | 1002701        | 485                          | 1002956        | 679 |
| 1002033        | 739                | 1002702        | 485                          | 1002957        | 679 |
| 1002034        | 739                | 1002703        | 485                          | 1002958        | 679 |
| 1002035        | 773                | 1002704        | 485                          | 1002959        | 679 |
| 1002045        | 315                | 1002705        | 485                          | 1002962        | 329 |
| 1002046        | 315                | 1002791        | 872                          | 1002964        | 329 |
| 1002069        | 759                | <b>1002800</b> |                              | 1002965        | 261 |
| 1002070        | 759                | 1002842        | 363                          | 1002967        | 272 |
| 1002075        | 425                | 1002843        | 363                          | 1002968        | 272 |
| 1002076        | 425                | 1002844        | 363                          | 1002969        | 401 |
| 1002077        | 425                | 1002845        | 497                          | 1002970        | 401 |
| 1002098        | 244                | 1002853        | 723, 725, 727, 729, 730, 777 | 1002971        | 401 |
| 1002099        | 244                | 1002854        | 520                          | 1002973        | 401 |
| <b>1002100</b> |                    | 1002855        | 381                          | 1002974        | 401 |
| 1002100        | 244                | 1002860        | 389                          | 1002975        | 401 |
| 1002101        | 244                | 1002861        | 489                          | 1002976        | 401 |
| 1002102        | 244                | 1002862        | 489                          | 1002977        | 401 |
| 1002110        | 517                | 1002863        | 489                          | 1002978        | 401 |
| 1002111        | 517                | 1002864        | 490                          | 1002979        | 241 |
| 1002113        | 517                | 1002865        | 490                          | 1002980        | 241 |
| 1002116        | 387                | 1002866        | 490                          | 1002981        | 241 |
| 1002117        | 387                | 1002867        | 785                          | 1002982        | 243 |
| 1002118        | 387                | 1002868        | 769                          | 1002989        | 770 |
| 1002119        | 387                | 1002869        | 769                          | 1002990        | 770 |
| 1002140        | 383                | 1002871        | 652                          | 1002991        | 681 |
| 1002151        | 495                | 1002873        | 509                          | 1002992        | 681 |
| 1002152        | 495                | 1002874        | 509                          | <b>1003000</b> |     |
| 1002153        | 495                | 1002875        | 509                          | 1003001        | 683 |
| 1002163        | 279, 281, 283, 295 | 1002876        | 535                          | 1003004        | 281 |
| 1002190        | 333                | 1002877        | 535                          | 1003005        | 281 |
| 1002191        | 333                | 1002878        | 535                          | 1003006        | 281 |
| 1002192        | 333                | 1002882        | 165                          | 1003007        | 281 |
| <b>1002200</b> |                    | 1002884        | 785                          | 1003008        | 223 |
| 1002201        | 701                |                |                              | 1003009        | 223 |
|                |                    |                |                              | 1003010        | 223 |
|                |                    |                |                              | 1003011        | 225 |
|                |                    |                |                              | 1003012        | 225 |

|                |               |
|----------------|---------------|
| 1003013        | 225           |
| 1003014        | 419           |
| 1003015        | 419           |
| 1003016        | 419           |
| 1003017        | 417           |
| 1003018        | 417           |
| 1003019        | 417           |
| 1003029        | 448           |
| 1003040        | 275           |
| 1003041        | 275           |
| 1003042        | 275           |
| 1003043        | 275           |
| 1003044        | 289           |
| 1003045        | 289           |
| 1003046        | 289           |
| 1003047        | 289           |
| 1003048        | 289           |
| 1003049        | 289           |
| 1003050        | 289           |
| 1003051        | 289           |
| 1003052        | 275           |
| 1003053        | 275           |
| 1003054        | 275           |
| 1003055        | 275           |
| 1003073        | 243           |
| 1003074        | 243           |
| <b>1003100</b> |               |
| 1003104        | 870           |
| 1003105        | 871           |
| 1003106        | 869           |
| <b>1003300</b> |               |
| 1003316        | 369           |
| 1003317        | 369           |
| <b>1003400</b> |               |
| 1003416        | 729           |
| 1003417        | 729           |
| 1003418        | 730           |
| 1003419        | 730           |
| 1003420        | 795           |
| 1003421        | 795           |
| 1003422        | 725           |
| 1003423        | 725           |
| 1003424        | 727           |
| 1003425        | 727           |
| 1003426        | 793           |
| 1003427        | 793           |
| 1003428        | 375           |
| 1003429        | 375           |
| 1003430        | 375           |
| 1003431        | 375           |
| 1003432        | 307           |
| 1003435        | 300           |
| 1003436        | 300           |
| 1003437        | 729           |
| 1003438        | 730           |
| 1003439        | 795           |
| 1003440        | 725           |
| 1003441        | 727           |
| 1003442        | 793           |
| 1003447        | 692           |
| 1003448        | 692           |
| 1003449        | 813           |
| 1003450        | 813           |
| 1003451        | 813           |
| 1003452        | 813           |
| 1003453        | 759           |
| 1003454        | 759           |
| 1003455        | 384           |
| 1003456        | 385           |
| 1003457        | 384           |
| 1003458        | 385           |
| 1003459        | 385           |
| 1003460        | 385           |
| 1003466        | 240           |
| 1003467        | 364           |
| 1003468        | 364           |
| 1003470        | 721           |
| 1003479        | 792, 793, 795 |
| <b>1003500</b> |               |
| 1003506        | 339           |
| 1003507        | 339           |

|                |          |
|----------------|----------|
| 1003508        | 339      |
| 1003518        | 811      |
| 1003519        | 811      |
| 1003530        | 290      |
| 1003532        | 290      |
| 1003535        | 651      |
| 1003536        | 650      |
| 1003537        | 651      |
| 1003538        | 651      |
| 1003539        | 775      |
| <b>1004600</b> |          |
| 1004649        | 785      |
| 1004650        | 756      |
| 1004651        | 756      |
| 1004652        | 701      |
| 1004653        | 808      |
| 1004660        | 349      |
| 1004661        | 349      |
| 1004662        | 349      |
| 1004663        | 349      |
| 1004664        | 399      |
| 1004665        | 399      |
| 1004666        | 258      |
| 1004667        | 258      |
| 1004668        | 229      |
| 1004669        | 229      |
| 1004670        | 355      |
| 1004671        | 355      |
| 1004674        | 295, 309 |
| 1004675        | 295, 309 |
| 1004676        | 295      |
| 1004677        | 797      |
| 1004678        | 757      |
| 1004679        | 757      |
| 1004680        | 653      |
| 1004681        | 653      |
| 1004682        | 376      |
| 1004686        | 533      |
| 1004687        | 533      |
| 1004688        | 533      |
| 1004689        | 533      |
| 1004690        | 533      |
| 1004691        | 533      |
| 1004692        | 533      |
| 1004693        | 533      |
| 1004694        | 223      |
| 1004695        | 223      |
| 1004696        | 223      |
| 1004697        | 225      |
| 1004698        | 225      |
| 1004699        | 225      |
| <b>1004700</b> |          |
| 1004700        | 419      |
| 1004701        | 419      |
| 1004702        | 419      |
| 1004705        | 417      |
| 1004706        | 382      |
| 1004707        | 382      |
| 1004708        | 582      |
| 1004709        | 582      |
| 1004710        | 582      |
| 1004712        | 583      |
| 1004713        | 583      |
| 1004714        | 583      |
| 1004716        | 584      |
| 1004717        | 584      |
| 1004718        | 584      |
| 1004719        | 584      |
| 1004720        | 585      |
| 1004721        | 585      |
| 1004722        | 586      |
| 1004723        | 586      |
| 1004725        | 587      |
| 1004726        | 591      |
| 1004727        | 589      |
| 1004729        | 330      |
| 1004730        | 330      |
| 1004731        | 331      |
| 1004732        | 359      |
| 1004733        | 356      |
| 1004734        | 591      |
| 1004735        | 591      |
| 1004736        | 591      |

|                |                    |
|----------------|--------------------|
| 1004737        | 591                |
| 1004738        | 376                |
| 1004739        | 376                |
| 1004740        | 370                |
| 1004741        | 370                |
| 1004742        | 370                |
| 1004743        | 370                |
| 1004744        | 281, 295, 309, 318 |
| 1004745        | 281, 295, 309      |
| 1004746        | 281, 295, 309      |
| 1004747        | 749                |
| 1004748        | 749                |
| 1004749        | 629                |
| 1004750        | 629                |
| 1004751        | 629                |
| 1004757        | 693                |
| 1004759        | 188                |
| 1004760        | 188                |
| 1004761        | 188                |
| 1004762        | 188                |
| 1004763        | 188                |
| 1004764        | 188                |
| 1004765        | 189                |
| 1004766        | 189                |
| 1004767        | 189                |
| 1004768        | 189                |
| 1004769        | 194                |
| 1004770        | 194                |
| 1004771        | 194                |
| 1004772        | 194                |
| 1004773        | 296, 448           |
| 1004774        | 267, 297, 449      |
| 1004775        | 267, 297, 449      |
| 1004780        | 875                |
| 1004781        | 876                |
| 1004782        | 877                |
| 1004783        | 497                |
| 1004784        | 497                |
| 1004785        | 497                |
| <b>1004800</b> |                    |
| 1004889        | 570                |
| 1004890        | 570                |
| 1004893        | 571                |
| 1004894        | 571                |
| 1004895        | 571                |
| 1004896        | 577                |
| 1004897        | 577                |
| 1004898        | 577                |
| 1004899        | 577                |
| <b>1004900</b> |                    |
| 1004900        | 578                |
| 1004901        | 578                |
| 1004902        | 578                |
| 1004903        | 579                |
| 1004904        | 579                |
| 1004905        | 577                |
| 1004906        | 577                |
| 1004907        | 577                |
| 1004908        | 577                |
| 1004909        | 578                |
| 1004910        | 578                |
| 1004911        | 579                |
| 1004912        | 578                |
| 1004913        | 578                |
| 1004914        | 578                |
| 1004915        | 578                |
| 1004916        | 578                |
| 1004917        | 578                |
| 1004932        | 575                |
| 1004933        | 507                |
| 1004934        | 507                |
| 1004935        | 507                |
| 1004936        | 507                |
| 1004957        | 785                |
| 1004969        | 349                |
| 1004970        | 453                |
| 1004971        | 337                |
| <b>1005000</b> |                    |
| 1005075        | 862                |
| 1005076        | 862                |
| 1005077        | 862                |
| 1005078        | 862                |



|                |                              |                |               |                |                              |
|----------------|------------------------------|----------------|---------------|----------------|------------------------------|
| 1005079        | 862                          | 1005315        | 862           | 1006195        | 874                          |
| 1005080        | 862                          | 1005316        | 862           | 1006196        | 874                          |
| 1005081        | 862                          | 1005317        | 864           | 1006197        | 874                          |
| 1005082        | 862                          | 1005318        | 864           | 1006198        | 875                          |
| 1005083        | 862                          | 1005381        | 869           | 1006199        | 874                          |
| 1005085        | 420                          | 1005387        | 873           |                |                              |
| 1005086        | 420                          | 1005390        | 445           | <b>1006200</b> |                              |
| 1005087        | 421                          | 1005391        | 445           | 1006202        | 873                          |
| 1005088        | 421                          | 1005392        | 445           | 1006268        | 719                          |
| 1005089        | 814                          | 1005394        | 445           | 1006270        | 719                          |
| 1005090        | 814                          | 1005395        | 288           |                |                              |
|                |                              | 1005396        | 288           | <b>1006300</b> |                              |
| <b>1005100</b> |                              | 1005397        | 532           | 1006307        | 355                          |
| 1005125        | 755                          | 1005399        | 532           | 1006308        | 355                          |
| 1005126        | 755                          |                |               | 1006314        | 749                          |
| 1005148        | 739                          | <b>1005400</b> |               | 1006316        | 791                          |
| 1005149        | 739                          | 1005400        | 532           | 1006317        | 720                          |
| 1005150        | 739                          | 1005401        | 532           | 1006318        | 720                          |
| 1005151        | 741                          | 1005402        | 532           | 1006319        | 349, 720                     |
| 1005153        | 741                          | 1005407        | 217           | 1006321        | 861                          |
| 1005154        | 741                          | 1005408        | 217           | 1006326        | 691                          |
| 1005155        | 741                          | 1005410        | 217           | 1006327        | 792                          |
| 1005156        | 741                          | 1005415        | 217           | 1006328        | 723                          |
| 1005157        | 741                          | 1005416        | 217           | 1006329        | 723                          |
| 1005177        | 188                          | 1005418        | 217           | 1006336        | 870                          |
| 1005178        | 189                          | 1005423        | 217           | 1006343        | 445                          |
|                |                              | 1005424        | 217           | 1006344        | 445                          |
| <b>1005200</b> |                              | 1005435        | 220           | 1006345        | 288                          |
| 1005201        | 744                          | 1005436        | 220           | 1006348        | 869                          |
| 1005202        | 811                          | 1005439        | 630           | 1006377        | 295                          |
| 1005205        | 725, 727, 729, 730, 731, 793 | 1005440        | 630           | 1006378        | 295                          |
| 1005206        | 725, 727, 729, 730, 731, 793 | 1005441        | 683           | 1006379        | 614, 615, 616, 617, 618, 619 |
| 1005207        | 725, 727, 729, 730, 731, 793 | 1005442        | 639           | 1006380        | 614, 615, 616, 617, 618, 619 |
| 1005214        | 318                          | 1005443        | 751           | 1006381        | 614, 615, 616, 617, 618, 619 |
| 1005215        | 318                          | 1005444        | 869           | 1006382        | 614, 615, 616, 617, 618, 619 |
| 1005216        | 318                          | 1005445        | 869           | 1006383        | 616                          |
| 1005217        | 318                          | 1005446        | 171, 873      | 1006384        | 619                          |
| 1005218        | 318                          |                |               | 1006385        | 618                          |
| 1005248        | 876                          | <b>1006100</b> |               | 1006386        | 621                          |
| 1005262        | 725, 727, 729, 730, 731      | 1006104        | 855           | 1006387        | 617                          |
| 1005263        | 725, 727, 729, 730, 731      | 1006105        | 855           | 1006388        | 620                          |
| 1005265        | 865                          | 1006106        | 839           | 1006389        | 617                          |
| 1005268        | 865                          | 1006107        | 839           | 1006390        | 619                          |
| 1005269        | 860                          | 1006120        | 877           | 1006391        | 618                          |
| 1005271        | 860                          | 1006121        | 219           | 1006392        | 621                          |
| 1005272        | 860                          | 1006122        | 219           | 1006393        | 617                          |
| 1005273        | 861                          | 1006123        | 429           | 1006394        | 620                          |
| 1005274        | 863                          | 1006124        | 429           | 1006395        | 281                          |
| 1005275        | 863                          | 1006125        | 429           | 1006396        | 281                          |
| 1005276        | 863                          | 1006126        | 429           | 1006397        | 281                          |
| 1005277        | 863                          | 1006127        | 429           | 1006398        | 281                          |
| 1005278        | 863                          | 1006128        | 429           | 1006399        | 281                          |
| 1005279        | 863                          | 1006133        | 871           |                |                              |
| 1005280        | 863                          | 1006134        | 872           | <b>1006400</b> |                              |
| 1005281        | 863                          | 1006155        | 508           | 1006400        | 281                          |
| 1005282        | 863                          | 1006156        | 508           | 1006402        | 281                          |
| 1005283        | 863                          | 1006157        | 534           | 1006403        | 281                          |
| 1005284        | 860                          | 1006158        | 534           | 1006404        | 717                          |
| 1005285        | 860                          | 1006159        | 309, 508, 534 | 1006405        | 717                          |
| 1005286        | 860                          | 1006160        | 309, 508, 534 | 1006406        | 821                          |
| 1005287        | 860                          | 1006161        | 382           | 1006407        | 821                          |
| 1005288        | 860                          | 1006162        | 382           | 1006408        | 627                          |
| 1005289        | 865                          | 1006171        | 851           | 1006409        | 627                          |
| 1005290        | 865                          | 1006172        | 851           | 1006410        | 318                          |
| 1005291        | 863                          | 1006173        | 851           | 1006411        | 157                          |
| 1005292        | 863                          | 1006174        | 851           | 1006412        | 157                          |
| 1005294        | 864                          | 1006175        | 851           | 1006414        | 157                          |
| 1005295        | 864                          | 1006176        | 851           | 1006415        | 157                          |
| 1005296        | 864                          | 1006178        | 742           | 1006417        | 157                          |
| 1005297        | 862                          | 1006179        | 742           | 1006418        | 157                          |
| 1005298        | 862                          | 1006180        | 635           | 1006420        | 157                          |
| 1005299        | 862                          | 1006181        | 635           | 1006421        | 157                          |
|                |                              | 1006182        | 635           | 1006423        | 395                          |
| <b>1005300</b> |                              | 1006183        | 743           | 1006424        | 395                          |
| 1005301        | 864                          | 1006184        | 637           | 1006425        | 397                          |
| 1005302        | 864                          | 1006185        | 191           | 1006426        | 397                          |
| 1005303        | 864                          | 1006186        | 191           | 1006427        | 397                          |
| 1005305        | 865                          | 1006187        | 191           | 1006428        | 397                          |
| 1005307        | 865                          | 1006188        | 191           | 1006429        | 397                          |
| 1005308        | 865                          | 1006189        | 191           | 1006430        | 397                          |
| 1005310        | 865                          | 1006190        | 191           | 1006431        | 285                          |
| 1005311        | 861                          | 1006191        | 691           | 1006432        | 285                          |
| 1005312        | 861                          | 1006192        | 691           | 1006433        | 285                          |
| 1005313        | 863                          | 1006193        | 691           | 1006434        | 285                          |
| 1005314        | 863                          | 1006194        | 874           | 1006435        | 285                          |

|                |                    |                |                    |                |     |
|----------------|--------------------|----------------|--------------------|----------------|-----|
| 1006436        | 285                | 1006633        | 475                | 1007250        | 870 |
| 1006437        | 285                | 1006634        | 475                | 1007251        | 870 |
| 1006438        | 285                | 1006635        | 475                | 1007252        | 870 |
| 1006439        | 397                | 1006636        | 475                | 1007253        | 870 |
| 1006440        | 397                | 1006639        | 477                | 1007254        | 871 |
| 1006441        | 347                | 1006640        | 477                | 1007255        | 871 |
| 1006442        | 347                | 1006641        | 477                | 1007256        | 871 |
| 1006443        | 347                | 1006642        | 477                | 1007257        | 871 |
| 1006444        | 347                | 1006645        | 477                | 1007270        | 876 |
| 1006445        | 505                | 1006646        | 477                | 1007271        | 208 |
| 1006446        | 505                | 1006647        | 477                | 1007272        | 208 |
| 1006449        | 285, 347, 395, 505 | 1006648        | 477                | 1007273        | 209 |
| 1006450        | 285, 347, 395, 505 |                |                    | 1007274        | 209 |
| 1006451        | 285, 347, 395, 505 | <b>1007000</b> |                    | 1007281        | 711 |
| 1006452        | 868                | 1007083        | 459, 463, 467      | 1007282        | 711 |
| 1006453        | 881                | 1007084        | 459, 463, 467      | 1007283        | 880 |
| 1006454        | 243, 874           | 1007090        | 207                | 1007284        | 150 |
| 1006455        | 875                | 1007091        | 207                | 1007285        | 150 |
| 1006456        | 873                | 1007092        | 207                | 1007286        | 152 |
|                |                    | 1007093        | 207                | 1007287        | 152 |
| <b>1006500</b> |                    | 1007094        | 207                | 1007288        | 150 |
| 1006565        | 459, 463, 467      | 1007095        | 205                | 1007289        | 150 |
| 1006566        | 459, 463, 467      | 1007096        | 205                | 1007290        | 152 |
| 1006567        | 459, 463, 467      | 1007097        | 205                | 1007291        | 152 |
| 1006568        | 459, 463, 467      | 1007098        | 205                | 1007292        | 150 |
| 1006569        | 459, 463, 467      | 1007099        | 205                | 1007293        | 150 |
| 1006570        | 459, 463, 467      |                |                    | 1007294        | 152 |
| 1006571        | 459, 463, 467      | <b>1007100</b> |                    | 1007295        | 152 |
| 1006572        | 459, 463, 467      | 1007137        | 459, 463, 467      | 1007296        | 150 |
| 1006573        | 459, 463, 467      | 1007138        | 459, 463, 467      | 1007297        | 150 |
| 1006574        | 459, 463, 467      | 1007142        | 715                | 1007298        | 152 |
| 1006575        | 459                | 1007143        | 715                | 1007299        | 152 |
| 1006576        | 459                | 1007144        | 715                |                |     |
| 1006577        | 459                | 1007145        | 715                | <b>1007300</b> |     |
| 1006578        | 459                | 1007146        | 689                | 1007300        | 151 |
| 1006579        | 459                | 1007147        | 689                | 1007301        | 151 |
| 1006580        | 459                | 1007180        | 205                | 1007302        | 153 |
| 1006581        | 463                | 1007181        | 205                | 1007303        | 153 |
| 1006582        | 463                | 1007182        | 205                | 1007304        | 151 |
| 1006583        | 463                | 1007183        | 205                | 1007305        | 151 |
| 1006584        | 463                | 1007184        | 207                | 1007306        | 153 |
| 1006585        | 463                | 1007185        | 207                | 1007307        | 153 |
| 1006586        | 463                | 1007186        | 207                | 1007308        | 151 |
| 1006587        | 467                | 1007187        | 207                | 1007309        | 151 |
| 1006588        | 467                | 1007188        | 463, 467           | 1007310        | 153 |
| 1006589        | 467                | 1007189        | 463, 467           | 1007311        | 153 |
| 1006590        | 467                | 1007190        | 285, 347, 395, 505 | 1007312        | 151 |
| 1006591        | 467                | 1007191        | 207                | 1007313        | 151 |
| 1006592        | 467                | 1007192        | 205                | 1007314        | 153 |
| 1006593        | 459                | 1007193        | 205                | 1007315        | 153 |
| 1006594        | 459                | 1007194        | 207                | 1007316        | 161 |
| 1006595        | 463                | 1007195        | 831                | 1007317        | 161 |
| 1006596        | 463                | 1007196        | 831                | 1007318        | 161 |
| 1006597        | 467                | 1007197        | 831                | 1007319        | 161 |
| 1006598        | 467                | 1007198        | 831                | 1007320        | 161 |
| 1006599        | 459, 463, 467      |                |                    | 1007321        | 161 |
|                |                    | <b>1007200</b> |                    | 1007322        | 161 |
| <b>1006600</b> |                    | 1007200        | 331                | 1007323        | 161 |
| 1006600        | 459, 463, 467      | 1007201        | 331                | 1007324        | 161 |
| 1006601        | 459, 463, 467      | 1007202        | 331                | 1007325        | 161 |
| 1006602        | 459, 463, 467      | 1007207        | 744                | 1007326        | 161 |
| 1006603        | 459, 463, 467      | 1007213        | 872                | 1007327        | 161 |
| 1006604        | 459, 463, 467      | 1007215        | 872                | 1007328        | 126 |
| 1006605        | 459, 463, 467      | 1007216        | 876                | 1007329        | 126 |
| 1006606        | 459, 463, 467      | 1007225        | 876                | 1007330        | 126 |
| 1006607        | 459, 463, 467      | 1007226        | 872                | 1007331        | 126 |
| 1006608        | 459, 463, 467      | 1007228        | 872                | 1007332        | 126 |
| 1006609        | 459, 463           | 1007229        | 873                | 1007333        | 126 |
| 1006610        | 467                | 1007230        | 861                | 1007334        | 126 |
| 1006611        | 459                | 1007231        | 861                | 1007335        | 126 |
| 1006612        | 459                | 1007232        | 614                | 1007336        | 126 |
| 1006613        | 459, 463, 467      | 1007233        | 614                | 1007337        | 126 |
| 1006614        | 459, 463, 467      | 1007234        | 615                | 1007338        | 126 |
| 1006615        | 473                | 1007235        | 615                | 1007339        | 126 |
| 1006616        | 473                | 1007236        | 714                | 1007340        | 126 |
| 1006617        | 473                | 1007237        | 613                | 1007341        | 126 |
| 1006618        | 473                | 1007238        | 835, 837           | 1007342        | 126 |
| 1006621        | 475                | 1007239        | 835, 837           | 1007343        | 126 |
| 1006622        | 475                | 1007240        | 835, 837           | 1007344        | 126 |
| 1006623        | 475                | 1007241        | 837                | 1007345        | 126 |
| 1006624        | 475                | 1007242        | 837                | 1007346        | 126 |
| 1006627        | 473                | 1007243        | 835                | 1007347        | 126 |
| 1006628        | 473                | 1007244        | 835                | 1007348        | 126 |
| 1006629        | 473                | 1007245        | 835                | 1007349        | 126 |
| 1006630        | 473                | 1007246        | 837                | 1007350        | 126 |

|                |          |                |               |                |               |
|----------------|----------|----------------|---------------|----------------|---------------|
| 1007351        | 126      | 1007443        | 126           | 1007597        | 279, 505, 531 |
| 1007352        | 503      | 1007444        | 126           | 1007598        | 279           |
| 1007353        | 503      | 1007445        | 126           | 1007599        | 279           |
| 1007354        | 503      | 1007446        | 126           |                |               |
| 1007355        | 529      | 1007447        | 126           | <b>1007600</b> |               |
| 1007356        | 529      | 1007448        | 126           | 1007600        | 327           |
| 1007357        | 437, 597 | 1007449        | 126           | 1007601        | 327           |
| 1007358        | 437, 597 | 1007450        | 126           | 1007602        | 327           |
| 1007359        | 437, 597 | 1007451        | 126           | 1007603        | 327           |
| 1007360        | 437, 597 | 1007452        | 126           | 1007604        | 251           |
| 1007361        | 437, 597 | 1007453        | 126           | 1007605        | 251           |
| 1007362        | 437, 597 | 1007454        | 126           | 1007606        | 251           |
| 1007363        | 443      | 1007458        | 805           | 1007607        | 251           |
| 1007364        | 443      | 1007459        | 607           | 1007608        | 395           |
| 1007365        | 443      | 1007460        | 607           | 1007609        | 395           |
| 1007366        | 443      | 1007461        | 791           | 1007610        | 395           |
| 1007368        | 138      | 1007462        | 444           | 1007611        | 395           |
| 1007369        | 138      | 1007463        | 444           | 1007612        | 325           |
| 1007370        | 138      | 1007464        | 444           | 1007613        | 325           |
| 1007371        | 138      | 1007465        | 444           | 1007614        | 325           |
| 1007372        | 138      | 1007466        | 444           | 1007615        | 325           |
| 1007373        | 138      | 1007467        | 444           | 1007616        | 325           |
| 1007374        | 138      | 1007468        | 287           | 1007617        | 325           |
| 1007375        | 138      | 1007469        | 287           | 1007618        | 325           |
| 1007376        | 138      | 1007470        | 287           | 1007619        | 325           |
| 1007377        | 138      | 1007471        | 287           | 1007620        | 443           |
| 1007378        | 138      | 1007472        | 287           | 1007621        | 443           |
| 1007379        | 138      | 1007473        | 287           | 1007622        | 443           |
| 1007380        | 441, 601 | 1007488        | 126           | 1007623        | 443           |
| 1007381        | 124      | 1007489        | 126           | 1007624        | 139           |
| 1007382        | 124      |                |               | 1007625        | 139           |
| 1007383        | 124      | <b>1007500</b> |               | 1007626        | 139           |
| 1007384        | 124      | 1007511        | 805           | 1007627        | 139           |
| 1007385        | 134      | 1007512        | 609           | 1007628        | 139           |
| 1007386        | 134      | 1007513        | 609           | 1007629        | 139           |
| 1007387        | 134      | 1007521        | 178           | 1007630        | 126           |
| 1007388        | 134      | 1007522        | 178           | 1007631        | 126           |
| 1007389        | 134      | 1007523        | 178           | 1007632        | 126           |
| 1007390        | 134      | 1007524        | 178           | 1007633        | 126           |
| 1007391        | 134      | 1007525        | 178           | 1007634        | 126           |
| 1007392        | 134      | 1007526        | 178           | 1007635        | 126           |
| 1007393        | 134      | 1007527        | 178           | 1007636        | 126           |
| 1007394        | 134      | 1007528        | 178           | 1007637        | 126           |
| 1007395        | 134      | 1007529        | 178           | 1007638        | 501           |
| 1007396        | 134      | 1007530        | 178           | 1007639        | 501           |
| 1007397        | 134      | 1007531        | 178           | 1007640        | 501           |
| 1007398        | 134      | 1007532        | 178           | 1007641        | 503           |
| 1007399        | 134      | 1007533        | 178           | 1007642        | 503           |
|                |          | 1007534        | 178           | 1007643        | 503           |
| <b>1007400</b> |          | 1007535        | 178           | 1007644        | 527           |
| 1007400        | 134      | 1007536        | 178           | 1007645        | 527           |
| 1007401        | 137      | 1007537        | 178           | 1007646        | 527           |
| 1007402        | 137      | 1007538        | 178           | 1007647        | 527           |
| 1007403        | 137      | 1007539        | 178           | 1007648        | 529           |
| 1007404        | 137      | 1007540        | 178           | 1007649        | 529           |
| 1007405        | 135      | 1007541        | 178           | 1007651        | 603           |
| 1007406        | 135      | 1007542        | 178           | 1007652        | 603           |
| 1007407        | 135      | 1007543        | 178           | 1007653        | 805           |
| 1007408        | 135      | 1007544        | 178           | 1007654        | 525           |
| 1007409        | 125      | 1007545        | 178           | 1007655        | 525           |
| 1007410        | 125      | 1007546        | 178           | 1007656        | 525           |
| 1007411        | 125      | 1007547        | 178           | 1007657        | 525           |
| 1007412        | 125      | 1007551        | 213           | 1007667        | 713           |
| 1007421        | 124      | 1007552        | 213           | 1007668        | 713           |
| 1007422        | 124      | 1007559        | 213           | 1007669        | 611           |
| 1007423        | 135      | 1007560        | 213           | 1007670        | 611           |
| 1007424        | 135      | 1007567        | 213           | 1007673        | 501           |
| 1007425        | 135      | 1007568        | 213           | 1007674        | 501           |
| 1007426        | 135      | 1007580        | 605           | 1007680        | 833           |
| 1007427        | 135      | 1007581        | 709           | 1007681        | 833           |
| 1007428        | 135      | 1007582        | 789           | 1007682        | 833           |
| 1007429        | 135      | 1007583        | 605           | 1007683        | 833           |
| 1007430        | 135      | 1007584        | 605           | 1007684        | 833           |
| 1007431        | 125      | 1007585        | 709           | 1007685        | 833           |
| 1007432        | 125      | 1007586        | 789           | 1007692        | 439, 599      |
| 1007433        | 136      | 1007587        | 605           | 1007693        | 439, 599      |
| 1007434        | 136      | 1007588        | 279           | 1007694        | 439, 599      |
| 1007435        | 136      | 1007589        | 279           | 1007695        | 439, 599      |
| 1007436        | 136      | 1007590        | 393           | 1007696        | 439, 599      |
| 1007437        | 136      | 1007591        | 393           | 1007697        | 439, 599      |
| 1007438        | 136      | 1007592        | 393           |                |               |
| 1007439        | 137      | 1007593        | 393           |                |               |
| 1007440        | 137      | 1007594        | 345           |                |               |
| 1007441        | 137      | 1007595        | 345           |                |               |
| 1007442        | 137      | 1007596        | 279, 505, 531 |                |               |

SIGHT MOVE  
1004690



**1-PHASEN**

|                                |     |
|--------------------------------|-----|
| 1-PHASEN AUFBAUSCHIENE         | 495 |
| 1-PHASEN AUFBAUSCHIENE ZUBEHÖR | 497 |
| 1-PHASEN EINBAUSCHIENE         | 499 |
| 1-PHASEN EINBAUSCHIENE ZUBEHÖR | 499 |

**3-PHASEN**

|   |         |
|---|---------|
| EUTRAC® 3-PHASEN-AUFBAUSCHIENE              | 537     |
| EUTRAC® 3-PHASEN-AUFBAUSCHIENE ZUBEHÖR      | 539     |
| EUTRAC® 3-PHASEN-EINBAUSCHIENE              | 541     |
| EUTRAC® 3-PHASEN-EINBAUSCHIENE ZUBEHÖR      | 541     |
| S-TRACK 3-PHASEN-AUFBAUSCHIENE DALI         | 529     |
| S-TRACK 3-PHASEN-AUFBAUSCHIENE DALI ZUBEHÖR | 530-531 |
| S-TRACK 3-PHASEN-EINBAUSCHIENE DALI         | 533     |
| S-TRACK 3-PHASEN-EINBAUSCHIENE DALI ZUBEHÖR | 535     |

**48 V-SYSTEME**

|   |     |
|---|-----|
| 48V TRACK AUFBAUSCHIENE DALI              | 457 |
| 48V TRACK AUFBAUSCHIENE DALI ZUBEHÖR      | 459 |
| 48V TRACK AUFBAUSCHIENE TIEF DALI         | 461 |
| 48V TRACK AUFBAUSCHIENE TIEF DALI ZUBEHÖR | 463 |
| 48V TRACK EINBAUSCHIENE DALI              | 465 |
| 48V TRACK EINBAUSCHIENE DALI ZUBEHÖR      | 467 |

**A**

|                                     |          |
|-------------------------------------|----------|
| ABRIDOR 100 POLE                    | 681      |
| ABRIDOR 60 POLE                     | 681      |
| ABRIDOR SENSOR WL                   | 770      |
| ABRIDOR WL                          | 770      |
| ADEGAN FL, E27                      | 663      |
| ADEGAN MANILA FL, E27               | 663      |
| ADI EL                              | 822      |
| AINOS CW                            | 812      |
| AINOS CW SENSOR                     | 813      |
| AINOS CW SENSOR, QUADRATISCH        | 813      |
| AINOS CW, QUADRATISCH               | 813      |
| AKALO D83 EL                        | 237      |
| ALPA CONE 100 POLE, E27             | 665      |
| ALPA MUSHROOM 45 POLE, E27          | 665      |
| ALPA MUSHROOM 75 POLE, E27          | 665      |
| ALTRA DICE CL, QPAR51               | 263      |
| ALTRA DICE CW, DOUBLE, QPAR51       | 263, 408 |
| ALTRA DICE TRACK 1PH., QPAR51       | 521      |
| ALTRA DICE TRACK 3PH., QPAR51       | 556      |
| ANDREAS WL, QT-DE12                 | 373      |
| ANELA CL, PHASE                     | 261      |
| ANELA PD, PHASE                     | 306      |
| ANGOLUX SENSOR WL                   | 762      |
| ANGOLUX WL                          | 762      |
| APONI 120 POLE, PHASE               | 666      |
| APONI 90 POLE, PHASE                | 666      |
| ARLINA 130 WL                       | 371      |
| ARLINA 60 WL                        | 371      |
| ARROCK ARC POLE, QPAR51             | 648      |
| ARROCK GRANITE 40 POLE, SQUARE, E27 | 647      |
| ARROCK GRANITE 70 POLE, SQUARE, E27 | 647      |
| ARROCK SLOT POLE, QPAR51            | 649      |
| ARROCK STONE 50 POLE                | 649      |
| ARROCK STONE 75 POLE                | 649      |
| ASMARA LV, QR-C51                   | 486      |
| ASSO 300 WL, PHASE                  | 366, 367 |
| ASTINA CL, QPAR51                   | 261      |
| ASTINA PD, QPAR51                   | 305      |
| ASTINA STEEL WL, QPAR51             | 761      |
| ASTINA UP/DOWN WL, QPAR51           | 379      |
| ASTINA WL, QPAR51                   | 761      |
| ASTO CW, DOUBLE, QPAR51             | 415      |
| ASTO CW, QUAD, QPAR51               | 415      |
| ASTO CW, SINGLE, QPAR51             | 415      |
| ASTO CW, TRIPLE, QPAR51             | 415      |
| ASTO TUBE 1PH., GU10                | 505      |
| ASTO TUBE CL, SINGLE, GU10          | 395      |
| ASTO TUBE CW, DOUBLE, GU10          | 397      |
| ASTO TUBE CW, QUADRUPLE, GU10       | 397      |
| ASTO TUBE CW, SINGLE, GU10          | 397      |
| ASTO TUBE CW, TRIPLE, GU10          | 397      |

|                                |               |
|--------------------------------|---------------|
| ASTO TUBE DEKOREFLEKTOR        | 285, 395, 505 |
| ASTO TUBE PD, DOUBLE, GU 10    | 285           |
| ASTO TUBE PD, QUADRUPLE, GU 10 | 285           |
| ASTO TUBE PD, SINGLE, GU 10    | 285           |
| ASTO TUBE PD, TRIPLE, GU 10    | 285           |
| ASTO TUBE WL, SINGLE, GU10     | 347           |
| ASTO TUBE WL, UP/DOWN, GU10    | 347           |
| AVO CW, DOUBLE, QPAR51         | 413           |
| AVO CW, QUAD, QPAR51           | 413           |
| AVO CW, SINGLE, QPAR51         | 413           |
| AVO CW, TRIPLE, QPAR51         | 413           |
| AVO TRACK 1PH., QPAR51         | 515           |
| AVO TRACK 3PH., QPAR51         | 561           |

**B**

|                               |          |
|-------------------------------|----------|
| BASKET WL, E27                | 373      |
| BATTEN 120 CW                 | 429      |
| BATTEN 60 CW                  | 429      |
| BENA 120 CW                   | 433      |
| BENA 150 CW                   | 433      |
| BIG NAILS 50 POLE, E27        | 668      |
| BIG NAILS 80 POLE, E27        | 668      |
| BIG NAUTILUS SP, RUND, QPAR51 | 694      |
| BIG PLOT ABDECKUNG, 2ER       | 853      |
| BIG PLOT ABDECKUNG, 4ER       | 853      |
| BIG PLOT MODUL                | 853      |
| BIG QUAD UP/DOWN WL           | 755      |
| BIG QUAD WL                   | 752, 755 |
| BIG THEO CL                   | 797      |
| BIG THEO CL, QPAR111          | 797      |
| BIG THEO UP/DOWN WL, QPAR111  | 735      |
| BIG THEO WL                   | 737      |
| BIG THEO WL, QPAR111          | 737      |
| BIMA 1PH., DOUBLE, QPAR51     | 519      |
| BIMA 1PH., SINGLE, QPAR51     | 519      |
| BIMA 3PH., DOUBLE, QPAR51     | 559      |
| BIMA 3PH., SINGLE, QPAR51     | 559      |
| BOOKAT POLE                   | 683      |
| BOOKAT WL                     | 751      |
| BOX UP/DOWN WL, QT-DE12       | 773      |
| BOX-L WL                      | 773      |
| BOX-L WL, E27                 | 773      |
| BRICK DOWNUNDER EL            | 827      |
| BRICK DOWNUNDER EL, E14       | 827      |
| BRICK EL, ASYMMETRISCH        | 825      |
| BRICK EL, SYMMETRISCH         | 825      |
| BRICK MESH EL                 | 825      |
| BULAN CW, E14                 | 815      |
| BULAN GRID CW, E27            | 815      |

**C**

|                            |     |
|----------------------------|-----|
| C-POL POLE, E27            | 672 |
| CARISO WL, PHASE           | 368 |
| CHROMBO WL, PHASE          | 369 |
| COMET LED LV               | 491 |
| COMET LV, QR-C51           | 491 |
| CONCRETO EL, CUT           | 821 |
| CONCRETO EL, WING          | 821 |
| CONCRETO FL, ECKIG, QPAR51 | 627 |
| CONCRETO FL, RUND, QPAR 51 | 627 |
| CONCRETO L WL              | 717 |
| CONCRETO M WL              | 717 |
| CONE FL, E27               | 660 |
| COSMIC LV, QR-C51          | 487 |
| COUPA FLEX WL              | 381 |
| CUBIX FL, QPAR51           | 660 |
| CYFT CW                    | 395 |

**D**

|  |     |
|--|-----|
| DASAR® 115 RL, QUADRATISCH, QPAR51       | 843 |
| DASAR® 115 RL, RUND, QPAR51              | 843 |
| DASAR® 1200 EL                           | 831 |
| DASAR® 215 RL, QUADRATISCH, QPAR111      | 847 |
| DASAR® 215 RL, RUND, E27                 | 847 |
| DASAR® 215 RL, RUND, QPAR111             | 846 |
| DASAR® 255 EL                            | 839 |
| DASAR® 270 EL, ASYMMETRISCH              | 841 |
| DASAR® 270 EL, SYMMETRISCH               | 841 |
| DASAR® 370 EL, RUND                      | 847 |
| DASAR® 600 EL                            | 831 |
| DASAR® 920 EL                            | 840 |
| DASAR® 920 SP, 230V                      | 698 |
| DASAR® EXACT 116 EL, QUADRATISCH, QPAR51 | 845 |
| DASAR® EXACT 116 EL, RUND, QPAR51        | 845 |

|                               |     |
|-------------------------------|-----|
| DASAR® FLAT 120 EL            | 839 |
| DASAR® FLAT 80 EL             | 839 |
| DASAR® L RL, QUADRATISCH      | 835 |
| DASAR® L RL, RUND             | 835 |
| DASAR® PROJECTOR SP, 12/24V   | 698 |
| DASAR® S RL, ECKIG            | 833 |
| DASAR® S RL, RUND             | 833 |
| DASAR® XL RL, QUADRATISCH     | 837 |
| DASAR® XL RL, RUND            | 837 |
| DEKLED EL                     | 234 |
| DELWA WL                      | 767 |
| DENA 30 WL, E14               | 373 |
| DIO FLEX PLATE WL             | 387 |
| DIO FLEX PLATE WL QPAR51      | 387 |
| DIRETO 60 WL, PHASE           | 370 |
| DIRETO 90 WL, PHASE           | 370 |
| DISPLAY ADL 50 QPAR51         | 389 |
| DL 126 EL                     | 227 |
| DORISA 30 WL                  | 339 |
| DORISA 50 WL                  | 339 |
| DOWNUNDER OUT L EL            | 823 |
| DOWNUNDER OUT M EL            | 823 |
| DOWNUNDER OUT S EL            | 823 |
| DOWNUNDER OUT WL, QUADRATISCH | 769 |
| DOWNUNDER OUT WL, RUND        | 769 |
| DOWNUNDER PUR 150 EL          | 242 |
| DOWNUNDER PUR 80 EL           | 242 |
| DURNO LV                      | 489 |

**E**

|                               |          |
|-------------------------------|----------|
| ENOLA B CL, QPAR51            | 259      |
| ENOLA B CW, DOUBLE, QPAR51    | 407      |
| ENOLA B CW, SINGLE, QPAR51    | 407      |
| ENOLA B PD, QPAR51            | 305, 517 |
| ENOLA B TRACK 1PH., QPAR51    | 517      |
| ENOLA B WL, QPAR51            | 379      |
| ENOLA C CL                    | 259      |
| ENOLA C TRACK 1 PH.           | 517      |
| ENOLA C TRACK 1PH.            | 516      |
| ENOLA C TRACK 3PH.            | 561      |
| ENOLA M ASYMMETRISCHE LINSE   | 731      |
| ENOLA M LINSE 19°             | 731      |
| ENOLA OCULUS CL               | 792      |
| ENOLA OCULUS WL, SINGLE       | 723      |
| ENOLA OCULUS WL, UP/DOWN      | 723      |
| ENOLA PD, E27                 | 305      |
| ENOLA ROUND L CL              | 793      |
| ENOLA ROUND L WL, SINGLE      | 725      |
| ENOLA ROUND M CL              | 793      |
| ENOLA ROUND M WL, SINGLE      | 725      |
| ENOLA ROUND S CL              | 793      |
| ENOLA ROUND S WL, SINGLE      | 725      |
| ENOLA S, M, L REFLEKTOR, 56°  | 731      |
| ENOLA SQUARE L CL             | 795      |
| ENOLA SQUARE L WL, SINGLE     | 729      |
| ENOLA SQUARE M CL             | 795      |
| ENOLA SQUARE M WL, SINGLE     | 729      |
| ENOLA SQUARE S CL             | 795      |
| ENOLA SQUARE S WL, SINGLE     | 729      |
| ESKINA 30 POLE                | 631      |
| ESKINA 80 POLE                | 631      |
| ESKINA D DISPLAY, PHASE       | 783      |
| ESKINA FRAME 125 POLE, DOUBLE | 630      |
| ESKINA FRAME 175 POLE, DOUBLE | 630      |
| ESKINA FRAME 45 POLE, SINGLE  | 629      |
| ESKINA FRAME 75 POLE, DOUBLE  | 629      |
| ESKINA FRAME 75 POLE, SINGLE  | 629      |
| ESKINA FRAME CL, SINGLE       | 791      |
| ESKINA FRAME WL               | 749      |
| ESKINA FRAME WL, DOUBLE       | 749      |
| ESKINA SPOT CW, PHASE         | 807      |
| ESKINA SPOT SENSOR CW, PHASE  | 807      |
| EURO CUBE 3PH.                | 555      |
| EURO SPOT TRACK 1PH., QPAR51  | 521      |
| EURO SPOT TRACK 3PH., QPAR111 | 555      |
| EURO SPOT TRACK 3PH., QPAR51  | 555      |

**F**

|                         |          |
|-------------------------|----------|
| F-POL POLE, E27         | 672      |
| F-POL WL, E27           | 778      |
| FENDA 15 CM, RUND       | 448      |
| FENDA 30 CM, RUND       | 449      |
| FENDA BOW BASIS FL, E27 | 448      |
| FENDA FL, E27           | 447, 448 |
| FENDA Ø 45 CM, RUND     | 449      |

|                                   |     |
|-----------------------------------|-----|
| FENDA Ø 70 CM, RUND               | 449 |
| FENDA PD, E27                     | 296 |
| FENDA TL, E27                     | 447 |
| FERA 25 CL                        | 272 |
| FERA 25 CL, DALI                  | 272 |
| FITU CUBE WL, E27                 | 376 |
| FITU PD, E27                      | 295 |
| FLAC BEAM® SP                     | 693 |
| FLATT 100 POLE                    | 679 |
| FLATT 65 POLE                     | 679 |
| FLATT SENSOR WL                   | 760 |
| FLATT WL                          | 760 |
| FLOODI L SP                       | 691 |
| FLOODI M SP                       | 691 |
| FLOODI S SP                       | 691 |
| FORCHINI 50 PD, E27               | 312 |
| FORCHINI 70 PD, E27               | 312 |
| FORCHINI M 40 PD, E27             | 313 |
| FORCHINI M 40 TRACK 1PH., E27     | 512 |
| FORCHINI M 40 TRACK 3PH., PD, E27 | 554 |
| FORCHINI M 50 PD, E27             | 313 |
| FRAME BASIC                       | 238 |
| FRAME BASIC RL, HV                | 238 |
| FRAME BASIC SET RL                | 238 |
| FRAME CURVE EL                    | 239 |

## G

|                                      |          |
|--------------------------------------|----------|
| GALEN 120 SP                         | 692      |
| GALEN 60 SP                          | 692      |
| GIMBLE OUT EL                        | 849      |
| GLENOS® 60 WL                        | 339      |
| GLENOS® PD, 1M, 1-10V                | 291      |
| GLENOS® PD, 2M, 1-10V                | 291      |
| GLOO PURE 27 POLE, E27               | 655      |
| GLOO PURE 44 POLE, E27               | 655      |
| GLOO PURE 70 POLE, E27               | 655      |
| GLOO PURE WL, E27                    | 777      |
| GRAFIT 30 POLE, E27                  | 637      |
| GRAFIT 30 POLE, RUND, E27            | 635      |
| GRAFIT 60 POLE, E27                  | 637      |
| GRAFIT 60 POLE, RUND, E27            | 635      |
| GRAFIT 90 POLE, E27                  | 637      |
| GRAFIT 90 POLE, RUND, E27            | 635      |
| GRAFIT WL, E27                       | 743      |
| GRAFIT WL, ECKIG, SENSOR, E27        | 743      |
| GRAFIT WL, RUND, E27                 | 742      |
| GRAFIT WL, RUND, SENSOR, E27         | 742      |
| GRAZIA FLEXSTRIP LED 24V             | 582      |
| GRAZIA IP FLEXSTRIP 24V              | 591      |
| GRAZIA IP FLEXSTRIP RGBW, 24V        | 591      |
| GRAZIA IP FLEXSTRIP                  |          |
| TUNABLE WHITE, 24V                   | 591      |
| GRAZIA PRO FLEXSTRIP 24V             | 583, 584 |
| GRAZIA PRO FLEXSTRIP RGBW, 24V       | 589      |
| GRAZIA PRO FLEXSTRIP                 |          |
| TUNABLE WHITE, 24V                   | 587      |
| GRAZIA PRO MAX FLEXSTRIP 24V         | 585, 586 |
| GRAZIA 10 AUFBAUPROFIL FLACH 2 M     | 567      |
| GRAZIA 10 AUFBAUPROFIL STANDARD      | 567      |
| GRAZIA 10 ZUBEHÖR                    | 569      |
| GRAZIA 10 EDGE 2 M                   | 570      |
| GRAZIA 10 EINBAUPROFIL               | 567      |
| GRAZIA 10 EDGE ZUBEHÖR               | 571      |
| GRAZIA 20 AUFBAUPROFIL FLACH, 3 M    | 573      |
| GRAZIA 20 AUFBAUPROFIL STANDARD, 3 M | 573      |
| GRAZIA 20 EINBAUPROFIL 3 M           | 573      |
| GRAZIA 20 ZUBEHÖR                    | 574, 575 |
| GRAZIA 60 AUFBAUPROFIL               | 577      |
| GRAZIA 60 EINBAUPROFIL               | 577      |
| GRAZIA 60 ZUBEHÖR                    | 578, 579 |

## H

|                            |     |
|----------------------------|-----|
| H-POL 30 POLE              | 676 |
| H-POL 60 POLE              | 676 |
| H-POL TWIN 30 POLE         | 677 |
| H-POL TWIN 60 POLE         | 677 |
| HELIA 30 PD                | 301 |
| HELIA 30 PD, PHASE         | 301 |
| HELIA 40 PD                | 303 |
| HELIA 40 PD, PHASE         | 303 |
| HELIA 50 TRACK 1PH.        | 507 |
| HELIA 50 TRACK 3PH.        | 561 |
| HELIA AMBIENT 35 PD        | 300 |
| HELIA AMBIENT 35 PD, PHASE | 300 |

|                                |          |
|--------------------------------|----------|
| HELIA CW, DOUBLE, PHASE        | 809      |
| HELIA CW, SINGLE, PHASE        | 809      |
| HELIA SPOT L SP, SINGLE, PHASE | 699      |
| HELIA SPOT S SP, SINGLE        | 699      |
| HORN DL, DOUBLE, QPAR51        | 219      |
| HORN DL, SINGLE, QPAR51        | 219, 220 |
| HORN EL, SINGLE, QPAR51        | 220      |
| HORN MAGNA EL                  | 221      |
| HORN MINI EL                   | 218      |
| HORN-T EL, QPAR111             | 221      |

## I

|                                    |     |
|------------------------------------|-----|
| I-PENDANT PRO PD, 1195X295MM, DALI | 289 |
| I-RING POLE                        | 613 |
| I-RING WL                          | 714 |
| IMPERVA 120 CW                     | 817 |
| IN-LINE 22 48V,                    |     |
| DARKLIGHT REFLECTOR, DALI          | 473 |
| IN-LINE 22 48V, OPAL, DALI         | 473 |
| IN-LINE 24 48V, MOVE, OPAL, DALI   | 477 |
| IN-LINE 44 48V,                    |     |
| DARKLIGHT REFLECTOR, DALI          | 475 |
| IN-LINE 44 48V, OPAL, DALI         | 475 |
| IN-LINE 46 48V, MOVE,              |     |
| DARKLIGHT REFLECTOR, DALI          | 477 |
| INDA CW, QPAR51                    | 409 |
| IPERI 50 POLE                      | 681 |
| IPERI WL                           | 780 |

## K

|                              |     |
|------------------------------|-----|
| KADUX DL, DOUBLE, PHASE      | 213 |
| KADUX DL, SINGLE, PHASE      | 213 |
| KADUX DL, TRIPLE, PHASE      | 213 |
| KADUX EL, DOUBLE, QPAR111    | 215 |
| KADUX EL, DOUBLE, QPAR51     | 214 |
| KADUX EL, SINGLE, QPAR111    | 215 |
| KADUX EL, SINGLE, QPAR51     | 214 |
| KADUX EL, TRIPLE, QPAR51     | 214 |
| KALU CW, DOUBLE, PHASE       | 403 |
| KALU CW, DOUBLE, QPAR111     | 405 |
| KALU CW, QUAD, PHASE         | 403 |
| KALU CW, QUAD, QPAR111       | 405 |
| KALU CW, SINGLE, PHASE       | 403 |
| KALU CW, SINGLE, QPAR111     | 405 |
| KALU CW, TRIPLE, PHASE       | 403 |
| KALU CW, TRIPLE, QPAR111     | 405 |
| KALU TRACK 1PH., PHASE       | 520 |
| KALU TRACK 1PH., QPAR111     | 520 |
| KALU TRACK 3PH., QPAR111     | 558 |
| KALU TRACK LED 3PH., PHASE   | 558 |
| KARPO 30 CW, SINGLE          | 399 |
| KARPO 30 EL                  | 232 |
| KARPO 30 WL, SINGLE          | 383 |
| KARPO FL                     | 452 |
| KARPO GOOSE WL               | 382 |
| KARPO MAGN CW, SINGLE, PHASE | 382 |
| KARPO TL                     | 452 |
| KARPO WL                     | 383 |
| KENKUA SPOT WL, E27          | 381 |
| KERAS ELT WL, E27            | 779 |
| KINI EL, PHASE               | 237 |

## L

|                                     |     |
|-------------------------------------|-----|
| L-LINE 120 WL                       | 341 |
| L-LINE 60 WL                        | 341 |
| L-LINE OUT 30 FL, VERTIKAL          | 650 |
| L-LINE OUT 50 POLE, HORIZONTAL      | 651 |
| L-LINE OUT 60 FL, VERTIKAL          | 651 |
| L-LINE OUT 80 POLE, HORIZONTAL      | 651 |
| L-LINE OUT WL                       | 775 |
| LALU® CONE 15 LEUCHTENSCHIRM        | 178 |
| LALU® ELYPSE 15 LEUCHTENSCHIRM      | 178 |
| LALU® ELYPSE 22 LEUCHTENSCHIRM      | 178 |
| LALU® ELYPSE 33 LEUCHTENSCHIRM      | 178 |
| LALU® PD, E27                       | 183 |
| LALU® PD, LED BASE, PHASE           | 177 |
| LALU® PD, LED BASE, PHASE, RECESSED | 177 |
| LALU® PLATE 15 LEUCHTENSCHIRM       | 178 |
| LALU® PLATE 22 LEUCHTENSCHIRM       | 178 |
| LALU® SHADE, E27 BASE               | 183 |
| LALU® TETRA 14 LEUCHTENSCHIRM       | 178 |
| LALU® TETRA 24 LEUCHTENSCHIRM       | 178 |
| LALU® TETRA 36 LEUCHTENSCHIRM       | 178 |
| LED PANEL 620X620MM                 | 243 |

|              |     |
|--------------|-----|
| LED SPIKE SP | 701 |
| LED SPOT SP  | 785 |

## LEUCHTMITTEL

|  |     |
|--|-----|
| LED A60 E27                                | 864 |
| LED A60 E27                                | 864 |
| LED A60 E27                                | 864 |
| LED A60 E27, MIRRORHEAD, CHROM             | 865 |
| LED A60 E27, RGBW, SMART                   | 864 |
| LED A60 E27, TUNABLE 2700-6500K, SMART     | 864 |
| LED C35 E14                                | 860 |
| LED C35 E14                                | 860 |
| LED G125 E27                               | 865 |
| LED GU10                                   | 862 |
| LED GU10                                   | 862 |
| LED GU10                                   | 862 |
| LED QPAR 111 GU10                          | 863 |
| LED QPAR 111 GU10                          | 863 |
| LED QPAR 111 GU10                          | 863 |
| LED QPAR111 GU10                           | 862 |
| LED QPAR111 GU10                           | 863 |
| LED QPAR111 GU10                           | 863 |
| LED QPAR111 GU10                           | 864 |
| LED QPAR51 GU10                            | 861 |
| LED QPAR51 GU10                            | 862 |
| LED QPAR51 GU10, RGBW, SMART               | 861 |
| LED QPAR51 GU10, TUNABLE 2700-6500K, SMART | 861 |
| LED QR51 GU5.3                             | 861 |
| LED QT14 G9                                | 860 |
| LED QT-DE12 R7S, 118 MM                    | 860 |
| LED QT-DE12 R7S, 78 MM                     | 860 |
| LED ST58 E27                               | 865 |
| LED ST64 E27                               | 865 |
| LED T32 GU10                               | 861 |
| LED T38 E27                                | 865 |
| LED T45 E27                                | 865 |
| LED TCR-TSE GX53                           | 860 |
| QPAR111 GU10, RGBW, SMART                  | 862 |
| QPAR111 GU10, RGBW, SMART                  | 862 |
| QPAR111 GU10, TUNABLE 2700-6500K, SMART    | 863 |
| LID I 45 POLE, SINGLE                      | 611 |
| LID I 75 POLE, DOUBLE                      | 611 |
| LID I WL, DOUBLE                           | 713 |
| LID I WL, SINGLE                           | 713 |
| LID II WL                                  | 711 |
| LID II WL, UP/DOWN                         | 711 |
| LIGHT EYE® 150 1PH., PD, QPAR111           | 511 |
| LIGHT EYE® 150 PD, QPAR111                 | 314 |
| LIGHT EYE® 90 1PH., QPAR51                 | 511 |
| LIGHT EYE® 90 PD, GU10                     | 314 |
| LIPSY® 30 CW, DOME                         | 423 |
| LIPSY® 30 CW, DRUM                         | 425 |
| LIPSY® 40 CW, DOME                         | 423 |
| LIPSY® 40 CW, DRUM                         | 425 |
| LIPSY® 40 CW, DRUM, DALI                   | 426 |
| LIPSY® 50 CW, DOME                         | 423 |
| LIPSY® 50 CW, DRUM                         | 425 |
| LIPSY® 50 CW, DRUM, DALI                   | 426 |
| LISENNE 40 POLE, E27                       | 662 |
| LISENNE 70 POLE, E27                       | 662 |
| LISENNE PD, E27                            | 306 |
| LISENNE WL, E27                            | 375 |
| LITTLE SUN TL                              | 443 |
| LOGS 40 POLE                               | 633 |
| LOGS 70 POLE                               | 633 |
| LOGS IN L WL, PHASE                        | 363 |
| LOGS IN WL                                 | 362 |
| LOGS IN WL, PHASE                          | 362 |
| LOGS WL                                    | 775 |
| LONG GRILL CW                              | 430 |
| LYGANT WL, DOUBLE                          | 325 |
| LYGANT WL, SINGLE                          | 325 |
| M  |     |
| M-POL 30 POLE                              | 623 |
| M-POL 60 POLE                              | 623 |
| M-POL 90 POLE                              | 623 |
| M-POL M POLEHEAD                           | 619 |
| M-POL M POLEHEAD, DALI                     | 619 |
| M-POL M POLEHEAD, LOUVER                   | 621 |

|   |          |   |          |                                   |               |
|---|----------|---|----------|-----------------------------------|---------------|
| M-POL M POLEHEAD, LOUVER, DALI          | 621      | NAUTILUS WL QPAR51                      | 785      | OVALISK SENSOR WL                 | 757           |
| M-POL M POLEHEAD, SHADER                | 620      | NEW TRIA® 150 DL, ECKIG, QPAR111        | 145      | OVALISK WL                        | 757           |
| M-POL M POLEHEAD, SHADER, DALI          | 620      | NEW TRIA® 150 DL, RUND, QPAR111         | 145      |                                   |               |
| M-POL S POLEHEAD                        | 616      | NEW TRIA® 155 DL, DOUBLE                | 141      | <b>P</b>                          |               |
| M-POL S POLEHEAD 180°, ENTBLENDET       | 615      | NEW TRIA® 155 DL, DOUBLE, QPAR51        | 145      | PANEL CL, 1200X300MM, DALI        | 275           |
| M-POL S POLEHEAD 180°, ENTBLENDET, DALI | 615      | NEW TRIA® 300 DL, DOUBLE, QPAR111       | 145      | PANEL CL, 1200X300MM, PHASE       | 275           |
| M-POL S POLEHEAD 360°, ENTBLENDET       | 614      | NEW TRIA® 45 DL, RUND                   | 141      | PANEL TRACK 1PH., ECKIG           | 507           |
| M-POL S POLEHEAD 360°, ENTBLENDET, DALI | 614      | NEW TRIA® 68 DL, ECKIG, DTW, PHASE      | 135      | PANEL TRACK 1PH., RUND            | 507           |
| M-POL S POLEHEAD, DALI                  | 617      | NEW TRIA® 68 DL, ECKIG, PHASE           | 134      | PANTILO 20 PD, E27                | 281           |
| M-POL S POLEHEAD, LOUVER                | 618      | NEW TRIA® 68 DL, ECKIG, QPAR51          | 138      | PANTILO 28 PD, E27                | 281           |
| M-POL S POLEHEAD, LOUVER, DALI          | 618      | NEW TRIA® 68 DL, RUND, DTW, PHASE       | 135      | PANTILO CONVEX 29 PD, E27         | 283           |
| M-POL S POLEHEAD, SHADER                | 617      | NEW TRIA® 68 DL, RUND, PHASE            | 134, 135 | PANTILO CONVEX 40 PD, E27         | 283           |
| M-POL S POLEHEAD, SHADER, DALI          | 617      | NEW TRIA® 68 DL, RUND, QPAR51           | 138      | PANTILO OVAL PD, E27              | 281           |
| MAGANDA TL                              | 453      | NEW TRIA® 75 DL, ECKIG, QPAR51          | 138      | PANTILO ROPE 19 CW, E27           | 393           |
| MAGANDA WL                              | 337      | NEW TRIA® 75 DL, RUND, PHASE            | 137      | PANTILO ROPE 19 PD, E27           | 279, 505, 549 |
| MANA BASE WL, RUND, PHASE               | 720      | NEW TRIA® 75 DL, RUND, QPAR51           | 138      | PANTILO ROPE 20 PD, E27           | 279           |
| MANA OUT WL, PHASE                      | 721      | NEW TRIA® 75 XL DL, ECKIG, QPAR51       | 139      | PANTILO ROPE 27 CW, E27           | 393           |
| MANA OUT WL, SET                        | 721      | NEW TRIA® 75 XL DL, RUND, QPAR51        | 139      | PANTILO ROPE 27 PD, E27           | 279           |
| MARONA CL, PHASE                        | 273      | NEW TRIA® UNIVERSAL 68 DL, ECKIG, PHASE | 136, 137 | PANTILO ROPE WL, G9               | 345           |
| MARYLIN 40/60/90 WL                     | 333      | NEW TRIA® UNIVERSAL 68 DL, RUND, PHASE  | 136, 137 | PARA 380 PD, E27                  | 319           |
| MEDO® 30 CW, PHASE                      | 161      | NOBLO® CW, DOUBLE, PHASE                | 401      | PARA CONE 14 1PH., PD, QPAR51     | 509           |
| MEDO® 30 EL, EINBAURAHMEN               | 171      | NOBLO® CW, SINGLE, PHASE                | 401      | PARA CONE 14 1PH., QPAR51         | 509           |
| MEDO® 30 EL, RAHMENLOS                  | 170      | NOBLO® CW, TRIPLE, PHASE                | 401      | PARA CONE 14 3PH., PD, QPAR51     | 553           |
| MEDO® 40 CW, PHASE                      | 161      | NOBLO® SPOT LV, ROPE TRACK              | 491      | PARA CONE 14 3PH., QPAR51         | 553           |
| MEDO® 40 EL, EINBAURAHMEN               | 171      | NOBLO® SPOT 1PH., PHASE                 | 501, 503 | PARA CONE 20 PD, E27              | 309           |
| MEDO® 40 EL, RAHMENLOS                  | 170      | NOBLO® SPOT 1PH., TRIPLE TRACK SET      | 501      | PARA CONE 30 PD, E27              | 309           |
| MEDO® 60 CL, QUADRATISCH, 1-10V         | 165      | NOBLO® SPOT 3PH., PHASE                 | 545, 547 | PARA CONE GL 1PH., GU10           | 508           |
| MEDO® 60 CL, QUADRATISCH, DALI          | 165      | NOTAPO L RL                             | 241      | PARA CONE GL 3PH., GU10           | 552           |
| MEDO® 60 CW, PHASE                      | 161      | NOTAPO S RL                             | 241      | PARA CONE GL PD, GU10             | 309, 508, 552 |
| MEDO® 60 EL, EINBAURAHMEN               | 171      | NOYA PD, PHASE                          | 290      | PARA DOME PD, E27                 | 318           |
| MEDO® 60 EL, RAHMENLOS                  | 170      | NUMINOS® 3 PH.                          | 110-113  | PARA DOME SCHIRM                  | 318           |
| MEDO® 90 CL, PHASE                      | 161      | NUMINOS® CL                             | 103-105  | PATTA-I EL, RUND, PHASE           | 244, 245      |
| MEDO® PRO 30 CW, DALI                   | 152      | NUMINOS® CW                             | 99-101   | PATTA-I EL, QUADRATISCH, PHASE    | 244, 245      |
| MEDO® PRO 30 CW, DALI, UGR<19           | 150      | NUMINOS® DL                             | 83-85    | PATTA-F EL, RUND, PHASE           | 246           |
| MEDO® PRO 30 CW, DALI, UGR<19, DC       | 157      | NUMINOS® GIMBLE DL                      | 88-89    | PATTA-F EL, QUADRATISCH, PHASE    | 247           |
| MEDO® PRO 30 CW, PHASE                  | 152      | NUMINOS® MOVE DL                        | 86-87    | PEMA® WL                          | 758, 759      |
| MEDO® PRO 30 CW, PHASE, UGR<19          | 150      | NUMINOS® PD                             | 106-109  | PEMA® WL, E27                     | 759           |
| MEDO® PRO 40 CW, DALI                   | 152      | NUMINOS® PROJECTOR DL                   | 91-93    | PHELIA 10 PD, E27                 | 310           |
| MEDO® PRO 40 CW, DALI, UGR<19           | 150      | NUMINOS® S PENDELLEUCHTE 48V, DALI      | 471      | PHELIA 20 PD, E27                 | 311           |
| MEDO® PRO 40 CW, DALI, UGR<19, DC       | 157      | NUMINOS® S SPOT 48V, DALI               | 469      | PHELIA 25 PD, E27                 | 311           |
| MEDO® PRO 40 CW, PHASE                  | 152      | NUMINOS® XS PENDELLEUCHTE 48V, DALI     | 471      | PHELIA 30 PD, E27                 | 311           |
| MEDO® PRO 40 CW, PHASE, UGR<19          | 150      | NUMINOS® XS SPOT 48V, DALI              | 469      | PHELIA FL, E27                    | 453           |
| MEDO® PRO 60 CW, DALI                   | 153      | NUMINOS® ZOOM                           |          | PHELIA WL, QPAR51                 | 388           |
| MEDO® PRO 60 CW, DALI, UGR<19           | 151      | 3 PHASE TRACK SYSTEM                    | 115      | PHOTONI 45 POLE, E27              | 605           |
| MEDO® PRO 60 CW, DALI, UGR<19, DC       | 157      | NUMINOS® ZUBEHÖR                        | 94-95    | PHOTONI 75 POLE, E27              | 605           |
| MEDO® PRO 60 CW, PHASE                  | 153      |   |          | PHOTONI CL, E27                   | 789           |
| MEDO® PRO 60 CW, PHASE, UGR<19          | 151      | <b>O</b>                                |          | PHOTONI WL, E27                   | 709           |
| MEDO® PRO 90 CL, DALI                   | 153      | OCCULDAS 13 CL, INDIREKT, PHASE         | 262      | PHOTONIA CL, E27                  | 799           |
| MEDO® PRO 90 CL, DALI, UGR<19           | 151      | OCCULDAS 23 CL, INDIREKT, PHASE         | 262      | PHOTONIA PD, E27                  | 659           |
| MEDO® PRO 90 CL, DALI, UGR<19, DC       | 157      | OCULUS CL, MOVE, PHASE                  | 229      | PHOTONIA POLE, E27                | 659           |
| MEDO® PRO 90 CL, PHASE                  | 153      | OCULUS CL, PHASE                        | 258      | PHOTONIA WL, E27                  | 777           |
| MEDO® PRO 90 CL, PHASE, UGR<19          | 151      | OCULUS CW, PHASE                        | 399      | PLASTRA 101 WL, E14               | 361           |
| MEDO® RING 60 PD, 1-10V                 | 167      | OCULUS PD, SINGLE, PHASE                | 294      | PLASTRA 104 CL, E27               | 271           |
| MEDO® RING 60 PD, DALI                  | 167      | OCULUS UP/DOWN WL, PHASE                | 355      | PLASTRA 104 WL, QT14              | 361           |
| MEDO® RING 90 PD, 1-10V                 | 167      | OCULUS WL, SINGLE, PHASE                | 355      | PLASTRA 105 CL, E27               | 271           |
| MELAN CW, E27                           | 427      | ONE® 40 CW, DALI                        | 193      | PLASTRA CL, PHASE                 | 271           |
| MERADO FLOOD WL, PHASE                  | 388      | ONE® 60 CW, DALI                        | 193      | PLASTRA CL, QPAR51                | 270           |
| MERIDIAN BOX SENSOR WL, E27             | 747      | ONE® 60 PD, DALI                        | 188      | PLASTRA WL, CUBE, QT14            | 356           |
| MERIDIAN BOX WL, E27                    | 746, 747 | ONE® 60 PD, UP/DOWN, DALI               | 188      | PLASTRA WL, CUBES                 | 356           |
| MERIDIAN WL, E27                        | 746      | ONE® 60 PD, UP/DOWN, PHASE              | 188      | PLASTRA WL, CURVE, QT-DE12        | 361           |
| MIBO UP/DOWN WL, QT14                   | 337      | ONE® 80 PD, DALI                        | 188      | PLASTRA WL, E14                   | 357           |
| MILANDOS 4 DL                           | 217      | ONE® 80 PD, UP/DOWN, DALI               | 188      | PLASTRA WL, QPAR51                | 360           |
| MILANDOS 6 DL                           | 217      | ONE® BOW FL, UP/DOWN                    | 197      | PLYTTA LV                         | 490           |
| MILANDOS 8 DL                           | 217      | ONE® CUBE PD, DALI                      | 189      | POWER TRAIL-LITE® EL, QUADRATISCH | 849           |
| MOBALA EL                               | 243      | ONE® CUBE PD, UP/DOWN, DALI             | 189      | POWER TRAIL-LITE® EL, RUND        | 849           |
| MOLAT CL, E27                           | 799      | ONE® DOUBLE PD, UP/DOWN, DALI           | 189      | PURI CW, DOUBLE, QPAR51           | 411           |
| MOLAT PD, E27                           | 661      | ONE® DOUBLE PD, UP/DOWN, PHASE          | 189      | PURI CW, QUAD, QPAR51             | 411           |
| MOLAT POLE, E27                         | 661      | ONE® LINEAR 100 PD, UP/DOWN, PHASE      | 191      | PURI CW, SINGLE, QPAR51           | 411           |
| MOLAT WL, E27                           | 777      | ONE® LINEAR 140 PD, UP/DOWN, PHASE      | 191      | PURI CW, TRIPLE, QPAR51           | 411           |
| MYRA CW, SINGLE, QPAR51                 | 785      | ONE® STRAIGHT FL, UP/DOWN               | 196      | PURI TRACK 1PH., QPAR51           | 513           |
| MYRA DISPLAY WL, CURVED, QPAR51         | 783      | ONE® TRIPLE PD, DALI                    | 189      | PURI TRACK 1PH., TRIPLE TRACK SET | 513           |
| MYRA SPOT DOUBLE, GU10                  | 685      | ORDI SENSOR WL                          | 771      | PURI TRACK 3PH., QPAR51           | 557           |
| MYRA UP/DOWN WL, QPAR51                 | 764      | ORDI WL                                 | 771      | PURI TRACK GLASS 3PH., QPAR51     | 557           |
| MYRA WL, DOUBLE, QPAR51                 | 811      | OSSA 180 WL, QT-DE12                    | 367      | PURIA TRACK 1PH., QPAR51          | 515           |
| NAGY 75 CL, QPAR51                      | 261      | OSSA 300 WL, QT-DE12                    | 367      |                                   |               |
|   |          | OTOS GLAS POLE, E27                     | 659      | <b>Q</b>                          |               |
| <b>N</b>                                |          | OUT-BEAM FRAME SP                       | 811      | Q-LINE® CL, 1M, BAP, PHASE        | 253           |
| NAUTILUS 10 SP, QUADRATISCH             | 696      | OVAL 14 WL, UP/DOWN                     | 715      | Q-LINE® CL, 2M, BAP, PHASE        | 253           |
| NAUTILUS 10 SP, RUND, QPAR51            | 694, 695 | OVAL 18 WL, UP/DOWN                     | 715      | Q-LINE® PD, 1M, BAP, PHASE        | 293           |
| NAUTILUS 10 SPOT LED SP                 | 697      | OVALISK 100 POLE                        | 653      | Q-LINE® PD, 2M, BAP, PHASE        | 293           |
| NAUTILUS 10 SPOT SP, QPAR51             | 697      | OVALISK 75 POLE                         | 653      | Q-LINE® PD, DALI, SINGLE          | 293           |
| NAUTILUS SP, QR-C51                     | 697      | OVALISK CL                              | 797      | Q-LINE® WL                        | 341           |
|   |          |   |          | QUAD FRAME 14 WL                  | 364           |
|   |          |   |          | QUAD FRAME 19 WL                  | 364           |

|                            |     |
|----------------------------|-----|
| QUAD FRAME 9 WL            | 240 |
| QUAD POLE                  | 683 |
| QUAD WL                    | 752 |
| QUAD UP/DOWN 15 WL         | 753 |
| QUADRASS PD, E27           | 307 |
| QUADRASS SPOT WL, E27      | 375 |
| QUADRASS WL, E27           | 375 |
| QUADRASYL 75 POLE, TCR-TSE | 682 |
| QUADRASYL WL, TCR-TSE      | 781 |
| QUADRULO CL                | 811 |
| QUADRULO FL                | 639 |
| QUADRULO SENSOR WL, E27    | 745 |
| QUADRULO WL                | 744 |
| QUADRULO WL, E27           | 745 |

## R

|                                |          |
|--------------------------------|----------|
| R-CUBE 35 POLE                 | 609      |
| R-CUBE 75 POLE                 | 609      |
| R-CUBE CW                      | 805      |
| RASCALI 45 POLE                | 684      |
| RASCALI 65 POLE                | 684      |
| RASCALI WL                     | 780      |
| ROCCI 200 EL, ECKIG            | 855      |
| ROCCI 200 EL, RUND             | 855      |
| ROCCI EL, QUADRATISCH          | 854      |
| ROCCI EL, RUND                 | 854      |
| ROTBALL 25 FL, E27             | 657      |
| ROTBALL 25 PD, E27             | 317      |
| ROTBALL 40 FL, E27             | 657      |
| ROTBALL 40 PD, E27             | 317      |
| ROTBALL 50 FL, E27             | 657      |
| ROTBALL 50 PD, E27             | 317      |
| ROX ACRYL 30 POLE, E27         | 669      |
| ROX ACRYL 60 POLE, E27         | 669      |
| ROX ACRYL 90 POLE, E27         | 669      |
| ROX CL, GX53                   | 801      |
| ROX CL, QPAR111                | 801      |
| ROX UP/DOWN WL, QPAR111        | 767      |
| ROX WL, QPAR111                | 767      |
| RUBA CW                        | 814      |
| RUSTY® 40 POLE                 | 642      |
| RUSTY® 40 POLE, E27            | 643, 646 |
| RUSTY® 70 POLE                 | 643      |
| RUSTY® 70 POLE, E27            | 643, 646 |
| RUSTY® CONE 24 FL, E14         | 645      |
| RUSTY® CONE 40 POLE, E27       | 645      |
| RUSTY® CONE 70 POLE, E27       | 645      |
| RUSTY® MANA SCHIRM, ECKIG      | 720      |
| RUSTY® MANA SCHIRM, RUND       | 720      |
| RUSTY® PATHLIGHT POLE, TCR-TSE | 642      |
| RUSTY® SLOT 50 POLE            | 640      |
| RUSTY® SLOT 50 POLE, E27       | 641      |
| RUSTY® SLOT 80 POLE            | 640      |
| RUSTY® SLOT 80 POLE, E27       | 641      |
| RUSTY® UP/DOWN WL, QUADRATISCH | 756      |
| RUSTY® UP/DOWN WL, RUND        | 756      |

## S

|                                     |     |
|-------------------------------------|-----|
| S-CUBE 35 POLE                      | 607 |
| S-CUBE 75 POLE                      | 607 |
| S-CUBE CL                           | 791 |
| S-CUBE CW                           | 805 |
| S-TUBE 32 POLE, GU10                | 603 |
| S-TUBE 75 POLE, GU10                | 603 |
| S-TUBE CW                           | 805 |
| SALUNA LV, QR-C51                   | 489 |
| SAMRINA SP, SINGLE, GU10            | 693 |
| SEDO 14 WL                          | 329 |
| SEDO 21 WL                          | 329 |
| SEDO 7 WL                           | 329 |
| SHELL 15 WL, PHASE                  | 365 |
| SHELL 30 WL, PHASE                  | 365 |
| SIGHT 115 CW                        | 431 |
| SIGHT 60 CW                         | 431 |
| SIGHT MOVE 3PH.                     | 551 |
| SIGHT MOVE 3PH., DALI               | 551 |
| SIGHT TRACK 3PH.                    | 550 |
| SIGHT TRACK 3PH., DALI              | 550 |
| SITRA 360 CW, TCR-TSE               | 808 |
| SITRA 360 POLE, TCR-TSE             | 685 |
| SITRA 360 SPIKE SP, DOUBLE, TCR-TSE | 703 |
| SITRA 360 SPIKE SP, SINGLE, TCR-TSE | 703 |
| SITRA CL, TCR-TSE                   | 801 |
| SITRA CUBE WL, TCR-TSE              | 741 |

|                            |     |
|----------------------------|-----|
| SITRA L WL, UP/DOWN, ECKIG | 741 |
| SITRA M WL, UP/DOWN, ECKIG | 741 |
| SITRA S WL, SINGLE, ECKIG  | 739 |
| SITRA UP/DOWN WL           | 765 |
| SITRA UP/DOWN WL, TCR-TSE  | 765 |
| SITRA WL, TCR-TSE          | 779 |
| SLOTBOX 40 POLE            | 678 |
| SLOTBOX 70 POLE            | 678 |
| SLOTS 45 POLE              | 675 |
| SLOTS 65 POLE              | 675 |
| SLOTS WL                   | 768 |
| SMALL PLOT ABDECKUNG, 2ER  | 851 |
| SMALL PLOT ABDECKUNG, 4ER  | 851 |
| SMALL PLOT MODULE          | 851 |
| SOLASTO EL, QUADRATISCH    | 857 |
| SOLASTO EL, RUND           | 857 |
| SOLID CUBE WL, QT14        | 377 |
| SOPRANA CL, E27            | 269 |
| SPOT 79 CW, QPAR51         | 409 |
| SQUARE POLE 30 POLE, E27   | 673 |
| SQUARE POLE 60 POLE, E27   | 673 |
| SQUARE POLE 90 POLE, E27   | 673 |
| SQUARE TURN WL, G9         | 781 |
| SQUARE WL, E27             | 779 |
| SUN / BIG SUN PD, E27      | 315 |
| SYNA GARDEN SP             | 689 |
| SYNA PLANT SP              | 689 |
| SYNA SP                    | 689 |
| SYROS LV, QR-C51           | 489 |

## T

|                                |          |
|--------------------------------|----------|
| TAHA LEUCHTEN-SET, AKKU        | 441, 601 |
| TELESKOP LV, QR-C51            | 486      |
| TENORA CL, E27                 | 268      |
| TENSEO NIEDERVOLT-SEIL         | 482-484  |
| TENSEO NIEDERVOLT-SEIL ZUBEHÖR | 485      |
| TERANG 200 CW                  | 817      |
| THEO BRACKET CW                | 808      |
| THEO BRACKET SP                | 701      |
| THEO PATHLIGHT POLE, DOUBLE    | 652      |
| THEO UP/DOWN WL, QPAR51        | 377, 735 |
| THEO WL, QPAR51                | 736      |
| TINY SUN TL                    | 443      |
| TODAY PRO DISPLAY              | 783      |
| TONGA® 1PH., PD, E14           | 511      |
| TONGA® PD, E14                 | 307      |
| TONILA TL                      | 453, 601 |
| TRAIL-LITE® 60 EL              | 848      |
| TRUKKO 60 WL                   | 332      |
| TRUKKO 90 WL                   | 332      |
| TRUST 30 POLE                  | 667      |
| TRUST 60 POLE                  | 667      |
| TS V 3PH.                      | 543      |

## U

|   |          |
|---|----------|
| UNIVERSAL DOWNLIGHT DL<br>WITH COVER, MULTIPACK | 208, 209 |
| UNIVERSAL DOWNLIGHT DL,<br>MOVE, PHASE          | 207      |
| UNIVERSAL DOWNLIGHT DL, PHASE                   | 205      |

## V

|                       |          |
|-----------------------|----------|
| VANO WING SP, DALI    | 719      |
| VAP SLIM 30 POLE, E27 | 671      |
| VAP SLIM 60 POLE, E27 | 671      |
| VAP SLIM 90 POLE, E27 | 671      |
| VARU EL, QPAR51       | 234      |
| VARYT CL, E14         | 251      |
| VARYT TL, E14         | 443      |
| VARYT WL, E14         | 327      |
| VILUA L WL            | 763      |
| VILUA S WL            | 763      |
| VILUA UP/DOWN, WL     | 763      |
| VINOLINA ONE TL, AKKU | 437, 597 |
| VINOLINA TL, AKKU     | 437, 597 |
| VINOLINA TWO TL, AKKU | 439, 599 |

## W

|                    |     |
|--------------------|-----|
| WALLYX WL, QPAR51  | 768 |
| WL 106 E14         | 335 |
| WL 149 WL, PHASE   | 334 |
| WL 149 WL, QT-DE12 | 334 |
| WORKLIGHT FL       | 445 |
| WORKLIGHT PD, DALI | 288 |

|                            |     |
|----------------------------|-----|
| WORKLIGHT PRO 120 PD, DALI | 287 |
| WORKLIGHT PRO 150 PD, DALI | 287 |
| WORKLIGHT PRO FL, DOUBLE   | 444 |
| WORKLIGHT PRO FL, SINGLE   | 444 |
| WORKLIGHT TL               | 445 |
| WORO EL                    | 243 |

## Z

### ZUBEHÖR

|   |     |
|---|-----|
| CONNECTION BOX IP68, 5-POLIG, DALI                            | 881 |
| CONTROLLER LED STIP CCT / RGBW                                | 869 |
| DALI CONTROLLER 24V DC  | 869 |
| DALI INTERFACE 1-10V + ON/OFF                                 | 868 |
| DALI UNIVERSAL DIMMER 10-300W                                 | 869 |
| DECKENHAKEN   | 878 |
| DOPPELSEITIGES KLEBEBAND                                      | 879 |
| DRAHTSEILABHÄNGUNG  | 878 |
| GLENOS® DECKENROSETTE   | 878 |
| GU10 CONNECTION BOX MIT SOCKEL,<br>UNIVERSAL                  | 880 |
| GU10 FASSUNG  | 880 |
| GU10 LED CONNECTION BOX MIT SOCKEL,<br>MAX. 10W               | 880 |
| KABELKLEMME   | 878 |
| KABELVERLÄNGERUNG   | 879 |
| KONVERTER PHASE DIM -> DALI                                   | 868 |
| LED NETZTEIL 100W   24V   2 KANAL<br>DALI DIMMBAR             | 872 |
| LED NETZTEIL 100W   24V DC                                    | 871 |
| LED NETZTEIL 15W   12V  | 869 |
| LED NETZTEIL 15W   24V  | 869 |
| LED NETZTEIL 20W   12/24V                                     | 869 |
| LED NETZTEIL 25W   24V  | 870 |
| LED NETZTEIL 50W   24V  | 870 |
| LED NETZTEIL 60W   DALI, 24V,<br>2 KANAL DALI DIMMBAR         | 871 |
| LED TREIBER 100W   24V DC DALI DIMMBAR<br>INKL. ZUGENTLASTUNG | 871 |
| LED TREIBER 100W   24V DC                                     |     |
| INKL. ZUGENTLASTUNG   | 870 |
| LED TREIBER 10W   200MA   DIMMBAR<br>INKL. ZUGENTLASTUNG      | 872 |
| LED TREIBER 10W   250MA                                       | 875 |
| LED TREIBER 12W   250MA DALI DIMMBAR<br>MIT RF-SCHNITTSTELLE  | 874 |
| LED TREIBER 150W   24V DC DALI DIMMBAR<br>INKL. ZUGENTLASTUNG | 871 |
| LED TREIBER 150W   24V DC                                     |     |
| INKL. ZUGENTLASTUNG   | 870 |
| LED TREIBER 20W   250-700MA<br>1-10V/DALI DIMMBAR             | 875 |
| LED TREIBER 20W   350MA                                       | 876 |
| LED TREIBER 20W   350MA   DIMMBAR                             | 872 |
| LED TREIBER 20W   350MA/500MA   PHASE                         | 872 |
| LED TREIBER 20W   700MA   DIMMBAR                             | 873 |
| LED TREIBER 21W   500MA<br>INKL. ZUGENTLASTUNG                | 876 |
| LED TREIBER 250W   24V DC DALI DIMMBAR<br>INKL. ZUGENTLASTUNG | 871 |
| LED TREIBER 250W   24V DC                                     |     |
| INKL. ZUGENTLASTUNG   | 870 |
| LED TREIBER 25W   150-300MA  <br>DALI DIMMBAR                 | 873 |
| LED TREIBER 25W   150-700MA  <br>DALI DIMMBAR                 | 873 |
| LED TREIBER 30W   24V DC DALI DIMMBAR<br>INKL. ZUGENTLASTUNG  | 871 |
| LED TREIBER 30W   24V DC                                      |     |
| INKL. ZUGENTLASTUNG   | 870 |
| LED TREIBER 30W   700MA                                       | 876 |
| LED TREIBER 3W   350MA  | 876 |
| LED TREIBER 3W   350MA<br>INKL. AMP BUCHSE                    | 876 |
| LED TREIBER 3W   700MA<br>INKL. ZUGENTLASTUNG                 | 876 |
| LED TREIBER 40W   1000MA   DIMMBAR                            | 873 |
| LED TREIBER 40W   1050MA                                      | 877 |
| LED TREIBER 40W   1050MA   DIMMBAR                            | 873 |
| LED TREIBER 40W   1050MA DALI<br>CCT TUNABLE                  | 875 |
| LED TREIBER 40W   1050MA DALI DIMMBAR<br>MIT RF-SCHNITTSTELLE | 874 |
| LED TREIBER 40W   500-1050MA<br>1-10V/DALI DIMMBAR            | 875 |



|  |     |
|--|-----|
| LED TREIBER 40W   500MA DALI DIMMBAR<br>MIT RF-SCHNITTSTELLE _____ | 874 |
| LED TREIBER 40W   700/900/1000MA _____                             | 877 |
| LED TREIBER 40W   700MA   DIMMBAR _____                            | 873 |
| LED TREIBER 40W   700MA DALI DIMMBAR<br>MIT RF-SCHNITTSTELLE _____ | 874 |
| LED TREIBER 50W   700-1500MA<br>1-10V/DALI DIMMBAR _____           | 875 |
| LED TREIBER 6W   350MA   DIMMBAR _____                             | 872 |
| LED TREIBER 700MA   PHASE _____                                    | 872 |
| RF MODUL FÜR DALI TREIBER _____                                    | 874 |
| RF MODUL FÜR DALI TREIBER _____                                    | 875 |
| RF-MODUL FÜR DALI TREIBER _____                                    | 874 |
| STECKERLEISTE 3 AUSGÄNGE _____                                     | 879 |
| STOPPER FÜR DRAHTSEIL _____  | 879 |
| T-VERBINDERBOX IP68, 3-POLIG _____                                 | 881 |
| TEXTILKABEL 3-POLIG, 10 M _____                                    | 878 |
| TRANSFORMATOR 60VA   12V AC _____                                  | 868 |
| TRANSFORMATOR TENSEO 12V AC  <br>105VA KONVENTIONELL _____         | 868 |
| TRANSFORMATOR TENSEO 12V AC  <br>210VA KONVENTIONELL _____         | 868 |
| TRANSFORMATOR TENSEO 12V AC  <br>50VA KONVENTIONELL _____          | 868 |
| VERBINDUNGSBOX IP68, 3-POLIG _____                                 | 881 |
| VERBINDUNGSBOX IP68, 5-POLIG _____                                 | 881 |

# SYMBOLERKLÄRUNG



## Empfehlungen

Zeigt Zubehör- und Leuchtmittelpfehlungen der jeweiligen Produkte

MIX  
match

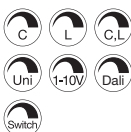
## Mix & Match

Kennzeichnet individuell kombinierbare Produkte



## Energieeffizienzklasse

„Diese Leuchte ist geeignet für Leuchtmittel der Energieeffizienzklassen ...“



Dimmbar mit:

- **C** = Phasenabschnittsdimmer
- **L** = Phasenanschnittsdimmer
- **Uni** = Universaldimmer
- **1-10 V**
- **Dali** = Dali Bussystem
- **Switch** = Schalter/Taster bzw. Touch Control an der Leuchte



Schutzklassen

- Schutzklasse I / Schutzleiter
- Schutzklasse II / Schutz durch doppelte oder verstärktsolierung
- Schutzklasse III / Schutz durch Kleinspannung



IP-Schutzart:

Gibt die Eignung elektrischer Betriebsmittel für verschiedene Umgebungsbedingungen an.



IK-Stoßfestigkeitsgrad :

Der IK-Stoßfestigkeitsgrad ist ein Maß für die Widerstandsfähigkeit von Gehäusen elektrischer Betriebsmittel gegen mechanische Beanspruchung, insbesondere Stoßbeanspruchung.



Halbstreuwinkel:

Beschreibt den Ausstrahlungswinkel in Grad. Je kleiner der Winkel desto stärker wird das Licht gebündelt.



Dreh- und Schwenkbarkeit in Grad:

- Drehbereich
- Schwenkbereich
- Kardanisch

UGR

Unified Glare Rating:

Je niedriger der UGR-Wert, desto geringer die psychologische Blendung.



Lichtstromerhalt:

Beschreibt, um wie viel der Lichtstrom einer LED im angegebenen Zeitraum abnimmt.



Pendelkabelänge in cm



Netzkabellänge in cm  
Zuleitungslänge in cm (bei offenem Kabelende)



Form der Einbauöffnung



Angabe der Einbautiefe



Überfahrbarkeit des Produktes gegeben



Gewichtsbelaastbarkeit des Produkts bis zum angegebenen Wert in Tonnen. Messungen basieren auf Betoneinbau.



Erlaubt die Montage eines elektrischen Betriebsgeräts auf Werkstoffen, deren Entflammverhalten nicht bekannt ist.



Durchverdrahtung möglich



Unabhängiger Konverter:  
Betriebsgerät auch zur Verwendung außerhalb von Leuchten



Kurzschlussfestes Sicherheitsbetriebsgerät



Einsatz ausschließlich für Innenräume  
Ungeeignet für die Anwendung in Innenräumen



Connected Lighting:  
Kennzeichnet smarte Produkte, die folgende Protokolle verwenden:  
· Zigbee®  
· DALI  
· Bluetooth



CCT-Schalter:

Mittels eingebautem CCT-Schalter kann die Lichtfarbe bei der Installation von 2700K, 3000K, 4000K auf 6500K gewechselt werden.



Kennzeichnet Leuchten mit RGB+W und RGB (Rot-Grün-Blau + Weiß und Rot-Grün-Blau)



Dim-to-Warm:

Durch das Dimmen verändert sich die Lichtfarbe von kaltweiß zu warmweiß.



- Produkte mit eingebauten LEDs
- Produkte mit Lampenfassung

Ein großer Teil der in diesem Katalog vorgestellten Produkte ist durch Warenzeichen, Geschmacksmuster, Gebrauchsmuster oder Patente geschützt. Ein Verstoß gegen diese Schutzrechte oder eine Verwendung von Text- und Layoutgestaltung sowie urheberrechtlich geschützten Bildern ohne unsere Genehmigung wird gerichtlich verfolgt. Die in diesem Katalog enthaltenen Abbildungen und Angaben dienen nur der Veranschaulichung und sind unverbindlich in Farbe, Form, Ausführung und technischen Daten. Bei sämtlichen Produktbeschreibungen/-angaben bleiben Änderungen und Irrtümer daher vorbehalten. Alle Produkte unseres Sortiments unterliegen einer strengen Qualitätssicherung und erfüllen die allgemein gültigen Normen. Dieser Katalog beinhaltet ein allgemeines Sortiment und ist nicht landesspezifisch ausgelegt. Etwaige Abweichungen von landesspezifischen Vorgaben sind vor der Bestellung zu klären. SLV haftet nicht für gegebenenfalls abweichende technische Normen. Alle Gewichts- und Längenangaben sind in kg bzw. in cm angegeben, sofern nicht anders bezeichnet. Technische Änderungen vorbehalten!

Die Präsentation unserer Leuchten mit realistischen und beispielhaften Anwendungsfotos wird ermöglicht durch das freundliche Entgegenkommen und die Zustimmung der Eigentümer oder Gestalter der jeweils vordergründig in den Bildern zu sehenden Umgebungen. All jenen, die durch ihr Einverständnis zur Entstehung und Verwendung unserer Fotos beigetragen haben, sei an dieser Stelle nochmals herzlich gedankt!

Mit Erscheinen dieses Katalogs sind die Preise in den bisher erschienenen Listen und Katalogen ungültig. SLV ist berechtigt, die jeweilige Preisliste an sich verändernde Marktbedingungen, bei erheblichen Veränderungen in den Beschaffungskosten, Änderungen der Umsatzsteuer oder der Beschaffungspreise, anzupassen.

Alle Preisangaben verstehen sich als unverbindliche Preisempfehlung (UVP) in CHF ohne MwSt.

Herausgeber  
SLV GmbH, Deutschland  
Daimlerstraße 21-23  
52531 Übach-Palenberg  
T +49 (0) 2451 4833-0  
slv.com

Copyright  
© SLV GmbH, 2023



SLV GmbH | Daimlerstraße 21-23, 52531 Uebach-Palenberg, Germany, +49 (0) 2451 4833-333, info@slv.de  
SLV Austria | +49 (2451) 4833 355, export@slv.de  
SLV Belgium | Herentalsebaan 429, B-2160 Wommelgem, +32 (0) 3/385 30 08, info@slv.be  
SLV Nordics | Flade Engvej 4, 9900 Frederikshavn, Denmark, +45 9310 7474, info@nordics.slv.com  
SLV France | Zac du Martelet, 88, rue Henri Dépaigneux, F-69400 Limas, +33 4 74 02 71 20, infofr@slv.com  
SLV LIGHTING UK LTD | Unit E Chiltern Park, Boscombe Road, Dunstable, LU5 5LT, +44 (0)203 968 11 00, sales@uk.slv.com  
SLV Italia S.r.l. | Via Lecco, 19/D, 23896 Bevera di Sirtori (LC), +39 039 5983575, infoit@slv.com  
SLV Nederland | Kazernestraat 19, 5928 NL Venlo, +31 773204343, info@slv.nl  
SLV i Norge, del av SLV Nordics | Tors veg 9B, 7035 Trondheim, +47 4777 1080, post-no@slv.com  
SLV Poland | +48 (22) 7224975, slv@slv.pl  
SLV Portugal | R. Margarida de Abreu, no13 – Lj2, 1900-314 Lisboa, +351 210 185 961, info@pt.slv.com  
SLV Swiss SA | Route du Bey 6 Box 1-4, Z.I. La Jonnaire, CH-1847 Rennaz, +41 218113232, info@slv-swiss.ch  
SLV d.o.o | Barjanska cesta 50, SI-1000 Ljubljana, +386 1 2009 730, info@slv.si  
SLV Spain | Antic Cami Real Valencia, 38, L17, 08860 Castelldefels, Barcelona, 931 168 161, info@slv.es  
SLV Czech s.r.o. | V Sedlci 28/17, CZ-160 00 Praha 6, +420 739 282 151, info@cz.slv.com