


lichtmacher



Wir bringen Licht

Alaska + Fancyscape



Alaska

TRIMLESS



Gallardo Llopis Arquitectos | Edificatoria | Photography: Germán Cabo

EXTENDED FAMILY



reddot winner 2021
lighting design

P.451 | Alaska Fancy Shape



P.249 | Alaska Suspension



P.360 | Alaska 24V



>> MORE INFO

		CCT	LOR
ALASKA Trimless	A401-00-00- N	2700K	30%
	A401-00-01- N	3000K	30%

IP20 | CRI>90 | L90B10 >60.000h



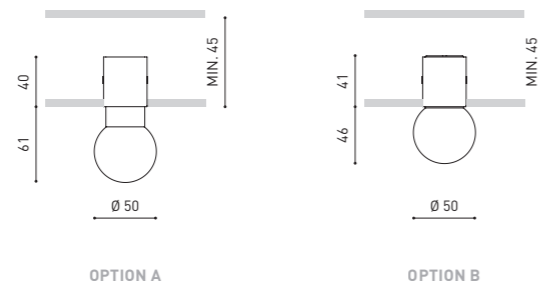
*DRIVER OPTIONS		P	I	CCT	Flux
ON/OFF	0434-00-42 1 to 4 Alaska Trimless	4,5W	500mA	2700K	475 lm
				3000K	500 lm
DALI	0434-00-44 1 to 4 Alaska Trimless	4,5W	500mA	2700K	475 lm
				3000K	500 lm

220 V~ | 240 V~ | DRIVER MUST BE PLACED ON REMOTE | DIM PHASE CUT PLEASE CONSULT

ACCESSORY

ALASKA Trimless Accessory** A401-10-00

MANDATORY FOR INSTALLATION



COLOUR | N ■ | MATERIAL | AL | OPTICAL GLASS |

RAL ⓘ » 538

ⓘ » PLEASE CONSULT



>> MORE INFO

		P	CCT	I	Flux	LOR
ALASKA Big Trimless	A426-00- ① -0- N	9,3W	2700K	550mA	1130 lm	37%
	A426-00- ① -1- N	9,3W	3000K	550mA	1200 lm	37%

220 V~ | 240 V~ | IP20 | CRI>90 | L90B10 >60.000h



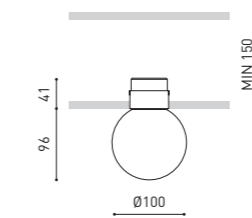

① OPTIONS*

1	No DIM
2	DIM DALI
3	DIM Push

ACCESSORY

ALASKA BIG Trimless Accessory** A426-10-00

MANDATORY FOR INSTALLATION



COLOUR | N ■ | MATERIAL | AL | OPTICAL GLASS |

RAL ⓘ » 538

* OTHER CCT & DIM OPTIONS PLEASE CONSULT

ⓘ » PLEASE CONSULT

Alaska

weinraum



Club Traube, Stuttgart (Germany) | Hippmann Architekten BDA | Photography: Brigida González

P.451 | Alaska Fancy Shape



P.360 | Alaska 24V



P.100 | Alaska Trimless



>> MORE INFO

		P	CCT	I	Flux	LOR
ALASKA Big	A455- 00 -0- 00 -0- N BG	8,4W	2700K	500mA	1040 lm	37%
	A455- 00 -0- 00 -1- N BG	8,4W	3000K	500mA	1100 lm	37%

220 V~ | IP20 | CRI>90 | L90B10 >60.000h

MacAdam Step 2 OPTIONS* INCL 44°

		P	CCT	I	Flux	LOR
ALASKA Big Wire Trimless	A455- 00 -1- 00 -0- N BG	8,4W	2700K	500mA	1040 lm	37%
	A455- 00 -1- 00 -1- N BG	8,4W	3000K	500mA	1100 lm	37%

220 V~ | IP20 | CRI>90 | L90B10 >60.000h

MacAdam Step 2 INCL OPTIONS* REMOTE Ø20 44°

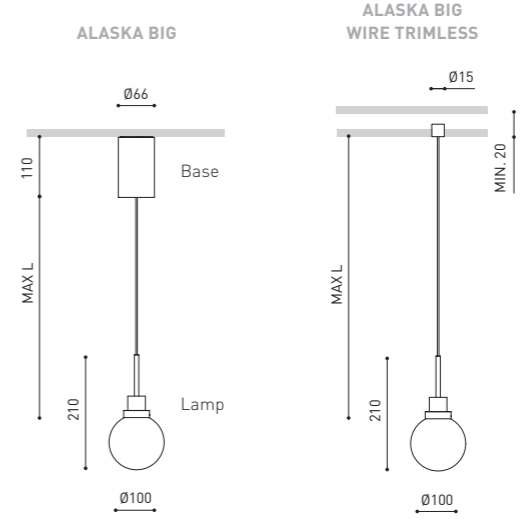
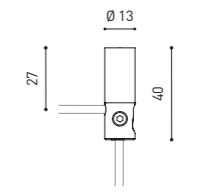
00	CORD LENGTH - L
0	2 m
1	3 m
2	5 m

00	OPTIONS*
2	DIM DALI
5	DIM Phase Cut

FINISHING*	Lamp	Base
	N NT	
	BG NT	

OPTIONAL ACCESSORIES

CORD Accessory	0223-00-00- N
----------------	-----------------



COLOUR | N | BG | NT | MATERIAL | AL | OPTICAL GLASS | RAL » 538

OTHER CCT & DIM OPTIONS PLEASE CONSULT | * OTHER FINISHING COMBINATIONS PLEASE CONSULT

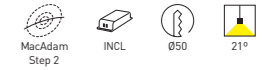




>> MORE INFO

		P	CCT	I	Flux	LOR
ALASKA	A425- 00-0-10- N BG	4,5W	2700K	500mA	475 lm	30%
	A425- 00-0-11- N BG	4,5W	3000K	500mA	500 lm	30%
	A425- 00-0-20- N BG	4,5W	2700K	500mA	475 lm	30%
	A425- 00-0-21- N BG	4,5W	3000K	500mA	500 lm	30%

220 V~ | IP20 | CRI>90 | L80B10 >60.000h



CORD LENGTH - L

0	2 m
2	5 m

Other length please consult

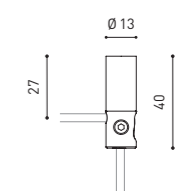
FINISHING*	Lamp	Base
	N NT	
	BG NT	

BASE NOT USED WITH WIRE TRIMLESS INSTALLATION.

OPTIONAL ACCESSORIES

CORD Accessory

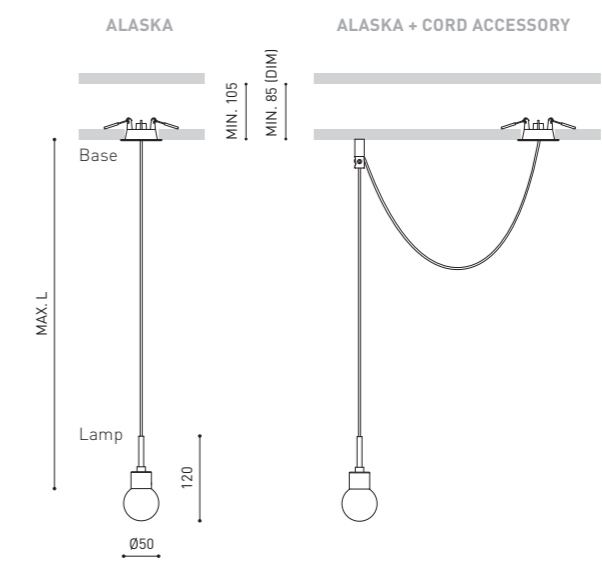
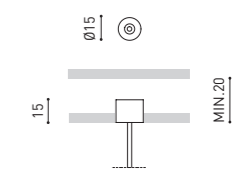
0223-00-00- | N |



WIRE TRIMLESS Accessory

Coaxial Trimless

A023-00-03- | W | N |



COAXIAL TRIMLESS



COLOUR | N | NT | BG | W | MATERIAL | AL | OPTICAL GLASS | RAL » 538

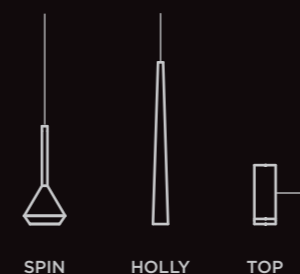
OTHER CCT & DIM OPTIONS PLEASE CONSULT | * OTHER FINISHING COMBINATIONS PLEASE CONSULT » PLEASE CONSULT





EL SISTEMA FANCY SHAPE PERMITE CREAR DISTINTAS CONFIGURACIONES DE PRODUCTO COMBINADAS EN UNA MISMA BASE. EN EL ESQUEMA SE MUESTRAN LAS COMPATIBILIDADES ENTRE PRODUCTOS MONTADOS EN UNA MISMA BASE. EN PROYECTOS AD HOC SE PUEDEN CREAR COMBINACIONES INFINITAS SIN LIMITACIONES DE COMPATIBILIDAD MÁS ALLÁ DE LAS SUGERIDAS EN LA ILUSTRACIÓN.

COMPATIBILITY



SPIN HOLLY TOP



ALASKA STICK



ALASKA BIG

FANCY SHAPE BASES

○ Ø 155 | Max. 2 Luminaires

○ Ø 270 | Max. 6 Luminaires

○ Ø 330 | Max. 12 Luminaires

○ Ø 155 | Max. 2 Luminaires

○ Ø 270 | Max. 6 Luminaires

○ Ø 330 | Max. 12 Luminaires

○ Ø 155 | Max. 2 Luminaires

○ Ø 270 | Max. 3 Luminaires

○ Ø 330 | Max. 6 Luminaires

The Fancy Shape system allows for the creation of different product configurations combined on the same base. The diagram shows the compatibilities between products assembled on the same base. In *ad hoc* projects, infinite combinations can be created with no compatibility limitations beyond those suggested in the image.

Le système Fancy Shape permet de créer différentes configurations de produits regroupées sur une même base. Le schéma indique la compatibilité entre produits montés sur une même base. Les projets *ad hoc* permettent donc la création d'une infinité de combinaisons, sans restriction de compatibilité autre que celles indiquées dans le schéma.

Il sistema Fancy Shape consente di creare varie configurazioni di prodotto, combinate su un'unica base. Nello schema si indicano le compatibilità tra prodotti montati su una stessa base. Per i progetti *ad hoc* è possibile creare infinite combinazioni, senza limiti di compatibilità, oltre a quelle suggerite nell'illustrazione.

Das Fancy Shape-System ermöglicht es Ihnen, verschiedene Produktkonfigurationen auf einer einzigen Basis zu kombinieren. Das Diagramm zeigt die Kompatibilität zwischen Produkten, die auf der gleichen Grundfläche montiert sind. In *Ad hoc*-Projekten können unendlich viele Kombinationen erstellt werden, ohne dass die Kompatibilität über die in der Abbildung genannten Einschränkungen hinausgeht.



Arkoslight Showroom | Photography: Héctor Rubio - Images Positive



>> MORE INFO

MANDATORY FOR INSTALLATION

FANCY SHAPE BASE 2 700mA 1 to 2 Lamps

A417-03-11- | WT | NT |

DALI A417-03-12- | WT | NT |

2 Equidistant Fixing Points

220 V~ | | INCL



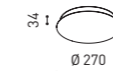
FANCY SHAPE BASE 6 700mA 3 to 6 Lamps

A417-03-21- | WT | NT |

DALI A417-03-22- | WT | NT |

6 Equidistant Fixing Points

220 V~ | | INCL



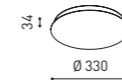
FANCY SHAPE BASE 12 700mA 7 to 12 Lamps

A417-03-31- | WT | NT |

DALI A417-03-32- | WT | NT |

12 Equidistant Fixing Points

220 V~ | | INCL



		P	CCT	Beam	I	Flux	LOR
TOP Fancy Shape	A427- -0-10- NT	6,5W	2700K	20°	700mA	610 lm	92%
	A427- -0-11- NT	6,5W	3000K	20°	700mA	640 lm	92%
	A427- -0-12- NT	6,5W	4000K	20°	700mA	655 lm	92%
	A427- -0-20- NT	6,5W	2700K	30°	700mA	610 lm	89%
	A427- -0-21- NT	6,5W	3000K	30°	700mA	640 lm	89%
	A427- -0-22- NT	6,5W	4000K	30°	700mA	655 lm	89%
	A427- -0-30- NT	6,5W	2700K	56°	700mA	610 lm	86%
	A427- -0-31- NT	6,5W	3000K	56°	700mA	640 lm	86%
	A427- -0-32- NT	6,5W	4000K	56°	700mA	655 lm	86%

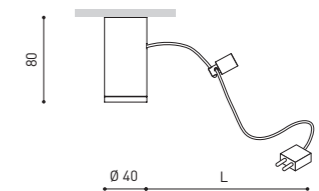
IP20 | CRI>90 | L80B10 >60.000h

MacAdam Step 2 | FAST1 CONNEX | EXCL | UGR <19 | 20° / 30° / 56°

CORD LENGTH - L

0	2 m
2	5 m

Other length please consult



OPTIONAL ACCESSORIES

TOP Beam Mixer Diffuser* 0805-01-00



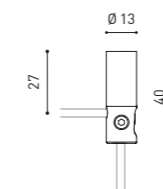
NOT SOLD SEPARATELY

TOP Anti-glare Louver* 0807-00-00 | NT |

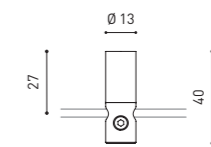


NOT SOLD SEPARATELY

Cord Accessory 0223-00-00- | N |



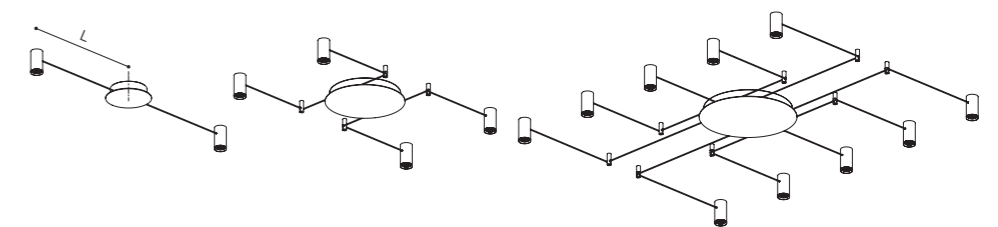
Cord Accessory One Plane 0224-00-00- | N |



TOP Fancy Shape
Application example 2 Lamps

TOP Fancy Shape
Application example 4 Lamps

TOP Fancy Shape
Application example 10 Lamps



COLOUR | NT ■ | WT □ | N ■ |

MATERIAL | AL | ABS+PC |

RAL » 538

* ACCESSORIES AFFECT THE LIGHTING PARAMETERS

» PLEASE CONSULT



Mercer Hotel Torre del Remol, Bóvir de Cerdanya (Spain) | Estudio Cajo Arquitectural Photography | Eugeni Pons



>> MORE INFO

MANDATORY FOR INSTALLATION

FANCY SHAPE BASE 2 550mA 1 to 2 Lamps

A417-02-11- | WT | NT |

DALI A417-02-12- | WT | NT |

2 Equidistant Fixing Points



FANCY SHAPE BASE 3 550mA 3 Lamps

A417-02-21- | WT | NT |

DALI A417-02-22- | WT | NT |

6 Equidistant Fixing Points



FANCY SHAPE BASE 6 550mA 4 to 6 Lamps

A417-02-31- | WT | NT |

DALI A417-02-32- | WT | NT |

12 Equidistant Fixing Points



		P	CCT	I	Flux	LOR
ALASKA Big Fancy Shape	A419-00-00- N BG	9,3W	2700K	550mA	1130 lm	37%
	A419-00-01- N BG	9,3W	3000K	550mA	1200 lm	37%

IP20 | CRI>90 | L90B10 >40.000 h



CORD LENGTH - L1 + L2

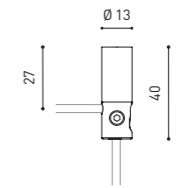
1	3 m
2	5 m

Other length please consult

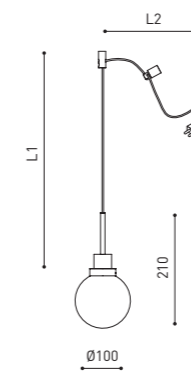
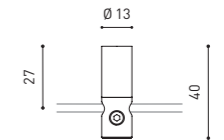
OPTIONAL ACCESSORIES

Cord Accessory 0223-00-00- | N |

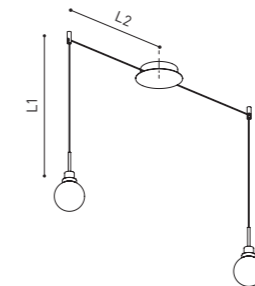
Included 1 unit x lamp



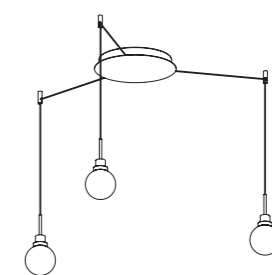
Cord Accessory One Plane 0224-00-00- | N |



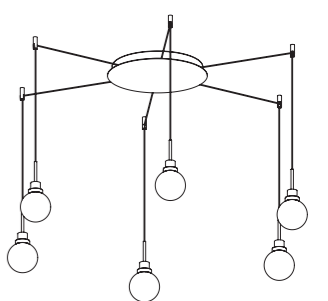
ALASKA BIG Fancy Shape Application example 2 Lamps



ALASKA BIG Fancy Shape Application example 3 Lamps



ALASKA BIG Fancy Shape Application example 6 Lamps



COLOUR | N ■ | BG ■ | WT □ | NT ■ | MATERIAL | AL | OPTICAL GLASS | RAL ⓘ » 538

OTHER CCT & DIM OPTIONS PLEASE CONSULT | OTHER FINISHING COMBINATIONS PLEASE CONSULT

» PLEASE CONSULT



>> MORE INFO

		P	CCT	I	Flux	LOR
ALASKA	A418- -0-00- N BG 	4,5W	2700K	500mA	475 lm	30%
Fancy Shape	A418- -0-01- N BG 	4,5W	3000K	500mA	500 lm	30%

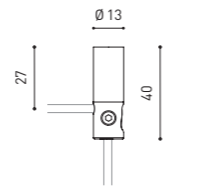
III IP20 | CRI>90 | L80B10 >60.000h



⊙	CORD LENGTH - L1 + L2
0	2 m
2	5 m

Other length please consult

OPTIONAL ACCESSORIES	
Cord Accessory	0223-00-00- N
Included 1 unit x lamp	



MANDATORY FOR INSTALLATION

FANCY SHAPE BASE 2 500mA 1 to 2 Lamps

A417-01-11- | WT | NT |
DALI A417-01-12- | WT | NT |

2 Equidistant Fixing Points



FANCY SHAPE BASE 6 500mA 3 to 6 Lamps

A417-01-31- | WT | NT |
DALI A417-01-32- | WT | NT |

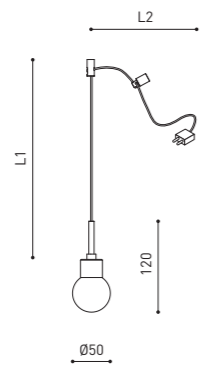
6 Equidistant Fixing Points



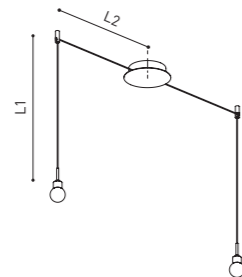
FANCY SHAPE BASE 12 500mA 7 to 12 Lamps

A417-01-51- | WT | NT |
DALI A417-01-52- | WT | NT |

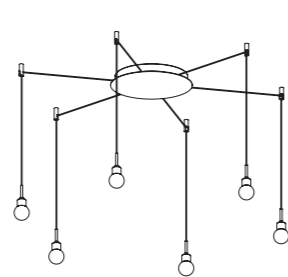
12 Equidistant Fixing Points



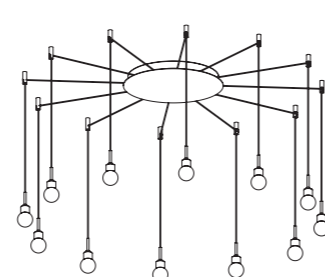
ALASKA Fancy Shape
Application example 2 Lamps



ALASKA Fancy Shape
Application example 6 Lamps



ALASKA Fancy Shape
Application example 12 Lamps



COLOUR | N ■ | BG ■ | WT □ | NT ■ | MATERIAL | AL | OPTICAL GLASS | RAL ⓘ » 538
 OTHER CCT & DIM OPTIONS PLEASE CONSULT | OTHER FINISHING COMBINATIONS PLEASE CONSULT | ⓘ » PLEASE CONSULT



>> MORE INFO

		P	CCT	Beam	I	Flux	LOR
STICK	A42- -0-0-10- WT NT MG 	5,6W	2700K	22°	500mA	530 lm	84%
Fancy Shape	A42- -0-0-11- WT NT MG 	5,6W	3000K	22°	500mA	600 lm	84%
	A42- -0-0-20- WT NT MG 	5,6W	2700K	37°	500mA	530 lm	82%
	A42- -0-0-21- WT NT MG 	5,6W	3000K	37°	500mA	600 lm	82%
	A42- -0-0-30- WT NT MG 	5,6W	2700K	46°	500mA	530 lm	81%
	A42- -0-0-31- WT NT MG 	5,6W	3000K	46°	500mA	600 lm	81%

III IP20 | CRI>90 | L80B10 >60.000h



○	STICK LENGTH
2	STICK 22 220 mm
3	STICK 44 440 mm
4	STICK 66 660 mm

⊙	CORD LENGTH - L1 + L2
0	2 m
2	5 m

Other length please consult

MANDATORY FOR INSTALLATION

FANCY SHAPE BASE 2 500mA 1 to 2 Lamps

A417-01-11- | WT | NT |
DALI A417-01-12- | WT | NT |


2 Equidistant Fixing Points



FANCY SHAPE BASE 5 500mA 3 to 5 Lamps

A417-01-21- | WT | NT |
DALI A417-01-32- | WT | NT |

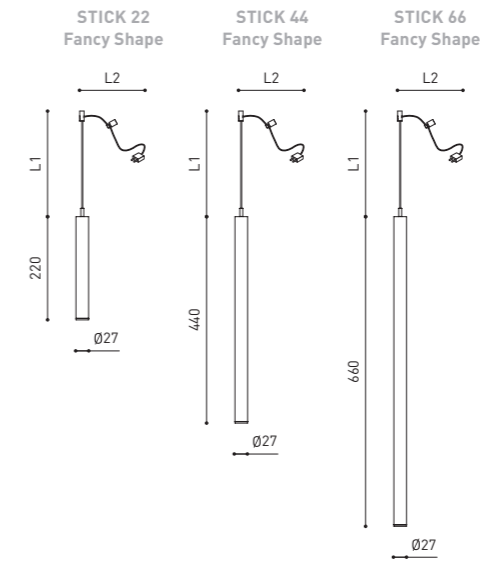

6 Equidistant Fixing Points



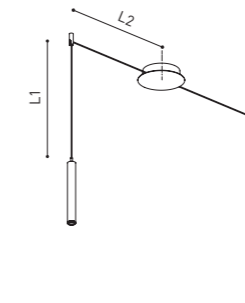
FANCY SHAPE BASE 10 500mA 6 to 10 Lamps

A417-01-41- | WT | NT |
DALI A417-01-52- | WT | NT |

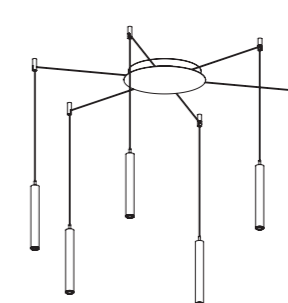
12 Equidistant Fixing Points



STICK Fancy Shape
Application example 2 Lamps



STICK Fancy Shape
Application example 6 Lamps

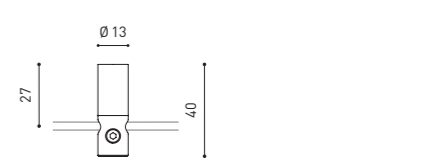


OPTIONAL ACCESSORIES

Cord Accessory **0223-00-00- | N |**



Cord Accessory One Plane **0224-00-00- | N |**



COLOUR | WT □ | NT ■ | MG ■ | N ■ | MATERIAL | AL | ABS+PC | RAL ⓘ » 538
 OTHER CCT & DIM OPTIONS PLEASE CONSULT | OTHER FINISHING COMBINATIONS PLEASE CONSULT | ⓘ » PLEASE CONSULT



>> MORE INFO

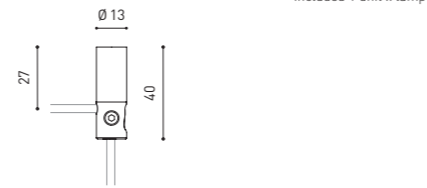
		P	CCT	Beam	I	Flux	LOR
SPIN Fancy Shape	A420- 00-00- NT MC MG	6,5W	2700K	24°	700mA	600 lm	86%
	A420- 00-01- NT MC MG	6,5W	3000K	24°	700mA	630 lm	86%
	A420- 00-10- NT MC MG	6,5W	2700K	40°	700mA	600 lm	84%
	A420- 00-11- NT MC MG	6,5W	3000K	40°	700mA	630 lm	84%

IP20 | CRI>90 | L80B10 >60.000h
 MacAdam Step 2
 FAST | CONNEC
 EXCL
 24° / 40°

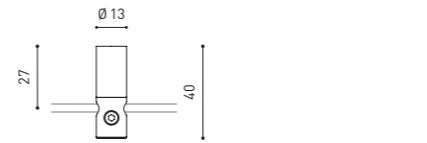
0	CORD LENGTH - L1 + L2
0	2 m
1	3 m
2	5 m

Other length please consult

OPTIONAL ACCESSORIES	
Cord Accessory	0223-00-00- N
Included 1 unit x lamp	



OPTIONAL ACCESSORIES	
Cord Accessory One Plane	0224-00-00- N



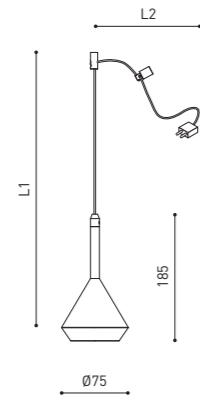
MANDATORY FOR INSTALLATION

FANCY SHAPE BASE 2 700mA 1 to 2 Lamps

A417-03-11- WT NT
DALI A417-03-12- WT NT

2 Equidistant Fixing Points

220 V~ | | INCL
 34 | Ø 155



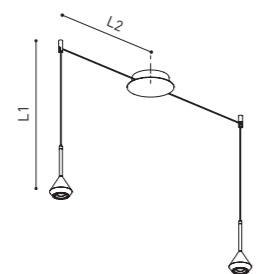
FANCY SHAPE BASE 6 700mA 3 to 6 Lamps

A417-03-21- WT NT
DALI A417-03-22- WT NT

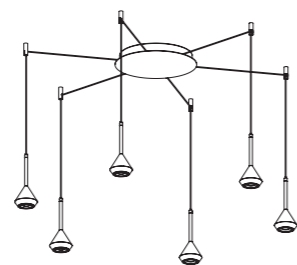
6 Equidistant Fixing Points

220 V~ | | INCL
 34 | Ø 270

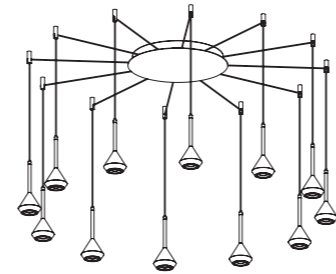
SPIN Fancy Shape
Application example 2 Lamps



SPIN Fancy Shape
Application example 6 Lamps



SPIN Fancy Shape
Application example 12 Lamps



FANCY SHAPE BASE 12 700mA 7 to 12 Lamps

A417-03-31- WT NT
DALI A417-03-32- WT NT

12 Equidistant Fixing Points

220 V~ | | INCL
 34 | Ø 330

COLOUR | WT | NT | MC | MG | N | MATERIAL | AL | PMMA | RAL » 538

OTHER CCT & DIM OPTIONS PLEASE CONSULT | OTHER FINISHING COMBINATIONS PLEASE CONSULT

» PLEASE CONSULT



>> MORE INFO

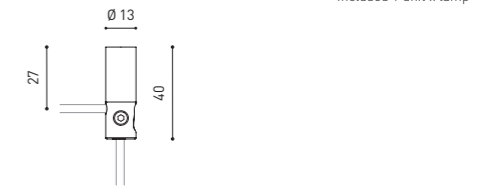
		P	CCT	Beam	I	Flux	LOR
HOLLY Fancy Shape	A421- 00-00- NT MC MG	2,1W	2700K	19°	700mA	190 lm	90%
	A421- 00-01- NT MC MG	2,1W	3000K	19°	700mA	210 lm	90%
	A421- 00-10- NT MC MG	2,1W	2700K	38°	700mA	190 lm	92%
	A421- 00-11- NT MC MG	2,1W	3000K	38°	700mA	210 lm	92%

IP20 | CRI>90 | L80B10 >60.000h
 MacAdam Step 3
 FAST | CONNEC
 EXCL
 19° / 38°

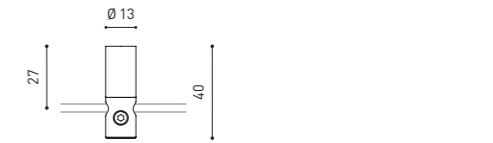
0	CORD LENGTH - L1 + L2
0	2 m
1	3 m
2	5 m

Other length please consult

OPTIONAL ACCESSORIES	
Cord Accessory	0223-00-00- N
Included 1 unit x lamp	



OPTIONAL ACCESSORIES	
Cord Accessory One Plane	0224-00-00- N



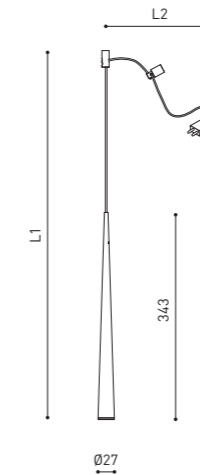
MANDATORY FOR INSTALLATION

FANCY SHAPE BASE 2 700mA 1 to 2 Lamps

A417-03-11- WT NT
DALI A417-03-12- WT NT

2 Equidistant Fixing Points

220 V~ | | INCL
 34 | Ø 155



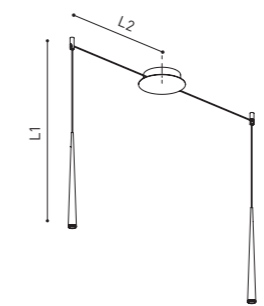
FANCY SHAPE BASE 6 700mA 3 to 6 Lamps

A417-03-21- WT NT
DALI A417-03-22- WT NT

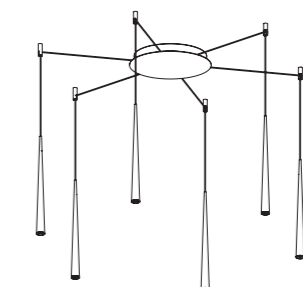
6 Equidistant Fixing Points

220 V~ | | INCL
 34 | Ø 270

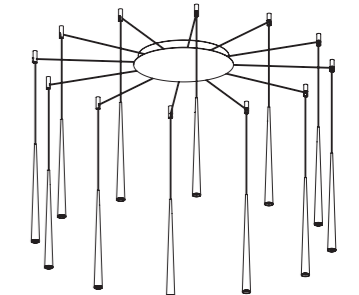
HOLLY Fancy Shape
Application example 2 Lamps



HOLLY Fancy Shape
Application example 6 Lamps



HOLLY Fancy Shape
Application example 12 Lamps



FANCY SHAPE BASE 12 700mA 7 to 12 Lamps

A417-03-31- WT NT
DALI A417-03-32- WT NT

12 Equidistant Fixing Points


220 V~ | | INCL
 34 | Ø 330

COLOUR | WT | NT | MC | MG | N | MATERIAL | AL | ABS | RAL » 538


OTHER CCT & DIM OPTIONS PLEASE CONSULT | OTHER FINISHING COMBINATIONS PLEASE CONSULT

» PLEASE CONSULT





Die Möglichkeiten sind endlos...



ARKOSLIGHT®

lichtmacher

Wir bringen Licht

„ Dunkelheit existiert nicht, nur die Abwesenheit von Licht. “



Dies ist nur ein kleiner Ausschnitt aus unserem Gesamtsortiment.
Fragen Sie uns an.